



LEMBAGA  
PENJAMIN  
SIMPANAN

Indonesia  
Deposit  
Insurance  
Corporation

# Distribusi Simpanan Bank Umum

## Periode Mei 2018



# Transform to Excellence



## KATA PENGANTAR

Distribusi Simpanan Bank Umum merupakan media informasi yang menyajikan data mengenai simpanan Bank Umum yang diterbitkan setiap bulan oleh Lembaga Penjamin Simpanan untuk memberikan informasi perkembangan simpanan perbankan khususnya Bank Umum.

Sehubungan dengan kebutuhan penyajian informasi data simpanan yang lebih mudah dipahami (*user friendly*), pada bulan Mei 2018 LPS menyajikan Distribusi Simpanan Bank Umum dengan menggunakan format baru tanpa mengurangi esensi pada format sebelumnya.

Selanjutnya dalam rangka mempertimbangkan kebutuhan pembaca pada penggunaan Distribusi Simpanan Bank Umum, kami menerima masukan (saran dan kritik) terhadap format baru Distribusi Simpanan Bank Umum yang dapat disampaikan melalui *email* Group Penanganan Premi Penjaminan LPS yaitu [penjaminan@lps.go.id](mailto:penjaminan@lps.go.id).

# DAFTAR ISI

Keterangan	4
1. Total Simpanan dan Jumlah Rekening	5
1.1. Total Simpanan dan Jumlah Rekening Pada Bank Umum	5
1.2. Pertumbuhan Total Simpanan dan Jumlah Rekening (MoM)	5
1.3. Pertumbuhan Simpanan dan Jumlah Rekening (YoY)	6
2. Distribusi Total Simpanan Dan Jumlah Rekening	7
2.1. Total Simpanan dan Jumlah Rekening Berdasarkan Jenis Simpanan	7
2.1.1. Distribusi Total Simpanan dan Jumlah Rekening Berdasarkan Jenis Simpanan	7
2.2. Total Simpanan dan Jumlah Rekening Berdasarkan Kepemilikan Simpanan	8
2.3. Total Simpanan dan Jumlah Rekening Berdasarkan Jenis Usaha	8
2.4. Total Simpanan dan Jumlah Rekening Berdasarkan Tiering Nominal dan Simpanan Yang Dijamin	9
2.4.1. Distribusi Jumlah Rekening Berdasarkan Rekening yang Dijamin	10
2.4.2. Distribusi Total Simpanan Berdasarkan Simpanan yang Dijamin	10
2.5. Total Simpanan dan Jumlah Rekening Berdasarkan Kepemilikan Bank	11
2.6. Total Simpanan dan Jumlah Rekening Berdasarkan Valuta	11
<b>Lampiran</b>	12
1. Lampiran 1: Pertumbuhan Simpanan dan Jumlah Rekening Selama 5 Tahun (YoY)	12
2. Lampiran 2: Total Simpanan dan Jumlah Rekening Berdasarkan Kepemilikan Simpanan, Jenis Simpanan dan Valuta	13
3. Lampiran 3: Total Simpanan dan Jumlah Rekening Berdasarkan Kepemilikan Simpanan, Tiering Nominal dan Valuta	14
4. Lampiran 4: Total Simpanan dan Jumlah Rekening Berdasarkan Kepemilikan Simpanan, Besaran Nilai Simpanan dan Valuta	15
5. Lampiran 5: Total Simpanan dan Jumlah Rekening Yang Dijamin Berdasarkan Kepemilikan Simpanan, Simpanan yang Dijamin dan Valuta	15

## DAFTAR TABEL

Tabel 1	Total Simpanan dan Jumlah Rekening Pada Bank Umum	5
Tabel 2	Total Simpanan dan Jumlah Rekening Berdasarkan Jenis Simpanan	7
Tabel 3	Total Simpanan dan Jumlah Rekening Berdasarkan Kepemilikan Simpanan	8
Tabel 4	Total Simpanan dan Jumlah Rekening Berdasarkan Jenis Usaha	8
Tabel 5	Total Simpanan dan Jumlah Rekening Berdasarkan Tiering Nominal dan Simpanan Yang Dijamin	9
Tabel 6	Distribusi Jumlah Rekening Berdasarkan Rekening yang Dijamin	10
Tabel 7	Distribusi Total Simpanan Berdasarkan Simpanan yang Dijamin	10
Tabel 8	Total Simpanan dan Jumlah Rekening Berdasarkan Kepemilikan Bank	11
Tabel 9	Total Simpanan dan Jumlah Rekening Berdasarkan Valuta	11

## DAFTAR GAMBAR

Gambar 1a	Pertumbuhan Total Simpanan dan Jumlah Rekening (MoM)	5
Gambar 1b	Pertumbuhan Simpanan dan Jumlah Rekening (YoY)	6
Gambar 2a	Distribusi Total Simpanan Berdasarkan Jenis Simpanan	7
Gambar 2b	Distribusi Jumlah Rekening Berdasarkan Jenis Simpanan	7
Gambar 2c	Distribusi Jumlah Rekening Berdasarkan Rekening yang Dijamin	10
Gambar 2d	Distribusi Total Simpanan Berdasarkan Simpanan yang Dijamin	10

# KETERANGAN

## Sumber Data

Laporan Posisi Simpanan yang disampaikan oleh 115 bank umum kepada Lembaga Penjamin Simpanan yang terdiri dari 102 Bank Umum Konvensional dan 13 Bank Umum Syariah.

## Definisi

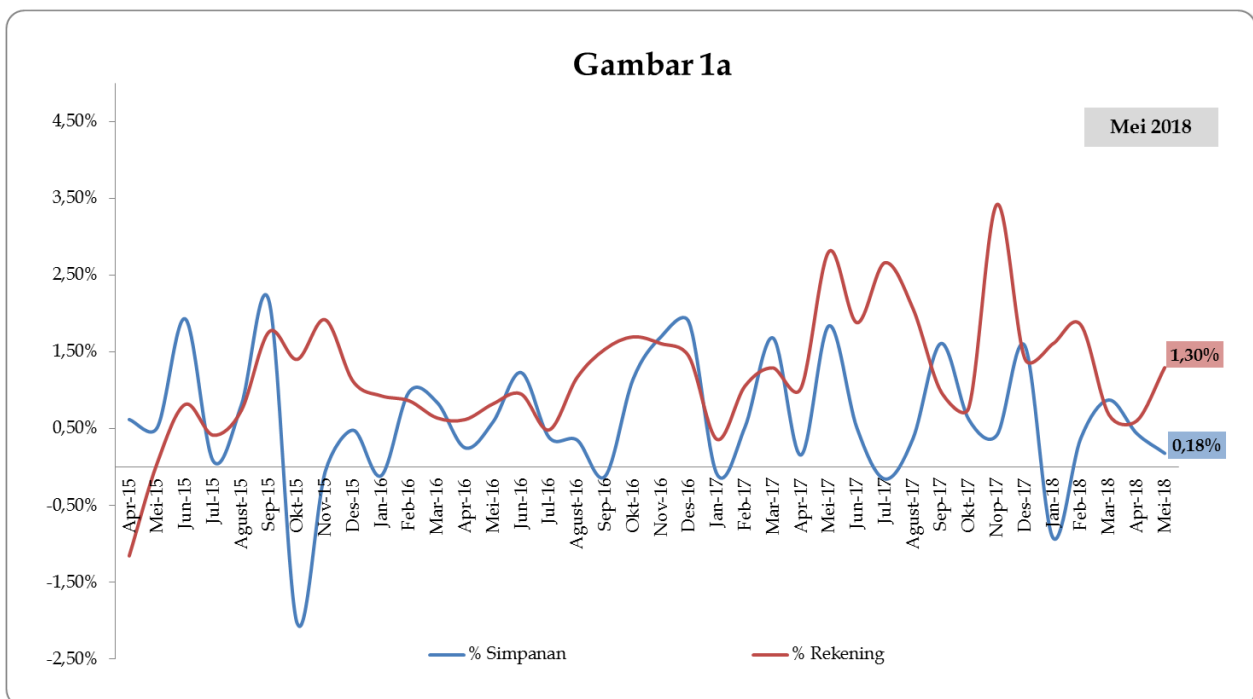
1. Simpanan meliputi dana pihak ketiga dan simpanan dari bank lain.
2. Simpanan Yang Dijamin meliputi:
  - a. seluruh simpanan dengan nominal sampai dengan Rp2 miliar;
  - b. porsi simpanan yang dijamin (Rp2 miliar) dari seluruh simpanan dengan nominal di atas Rp2 miliar.
3. Besaran Nilai Simpanan Yang Dijamin adalah Rp2 miliar per nasabah per bank sebagaimana diatur dalam Peraturan Pemerintah No. 66 Tahun 2008.

# 1. Total Simpanan dan Jumlah Rekening

## 1.1. Tabel Total Simpanan dan Jumlah Rekening Pada Bank Umum

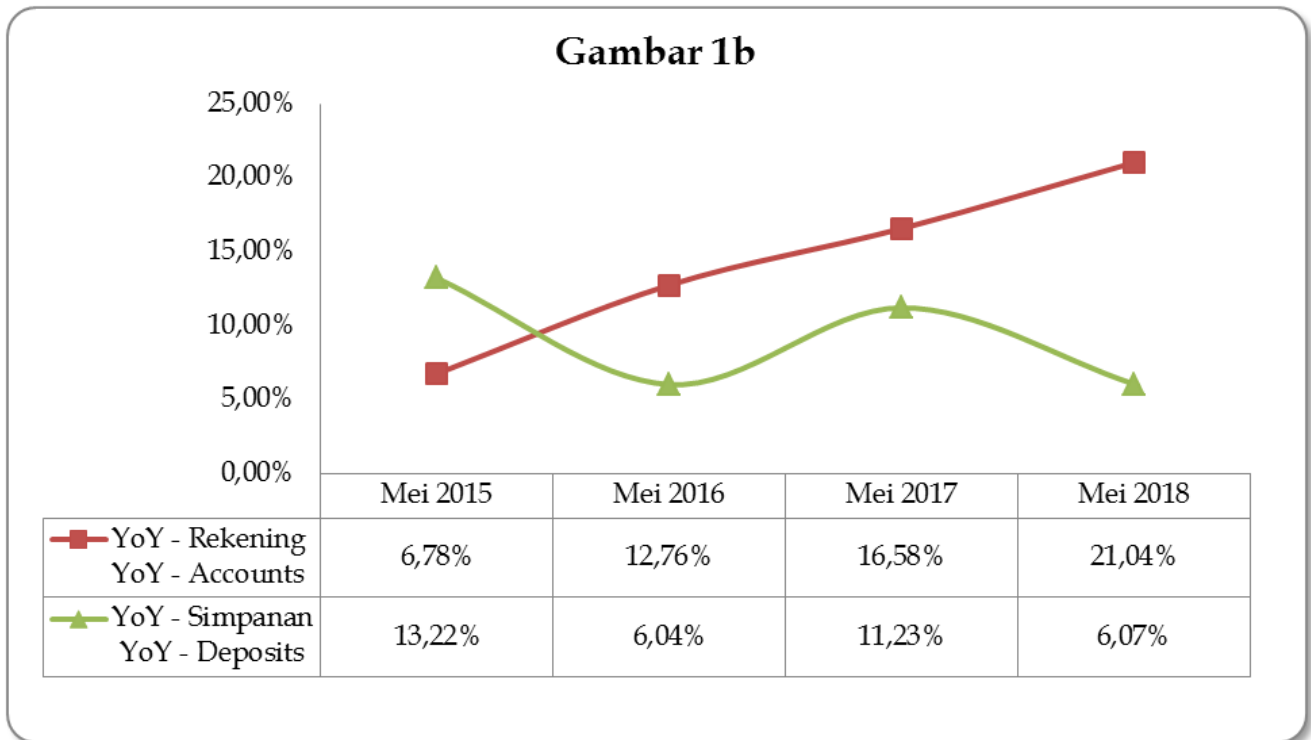
Tabel 1										
Total Simpanan dan Jumlah Rekening (Total Deposits and Number of Account) (Rp Miliar/Billion IDR)										
Bulan (Month)	2014		2015		2016		2017		2018	
	Rekening (Account)	Nominal (Nominal)	Rekening (Account)	Nominal (Nominal)	Rekening (Account)	Nominal (Nominal)	Rekening (Account)	Nominal (Nominal)	Rekening (Account)	Nominal (Nominal)
Januari	149.530.751	3.637.382	161.428.538	4.168.841	177.136.748	4.468.853	200.026.990	4.895.913	246.293.377	5.314.320
Februari	150.736.550	3.651.574	162.168.106	4.222.482	178.672.163	4.512.751	202.143.418	4.921.567	250.866.218	5.334.452
Maret	148.368.994	3.671.553	163.591.483	4.279.063	179.821.572	4.550.903	204.761.849	5.004.481	252.591.551	5.381.240
April	150.569.713	3.749.915	161.703.787	4.305.689	180.940.098	4.562.444	206.867.345	5.012.485	254.122.064	5.404.986
Mei	151.524.434	3.822.525	161.794.457	4.327.966	182.436.133	4.589.454	212.680.824	5.104.851	257.422.590	5.414.857
Juni	152.378.966	3.889.318	163.120.385	4.411.687	184.178.757	4.646.114	216.688.379	5.131.044		
Juli	152.859.205	3.828.767	163.802.232	4.415.321	185.076.038	4.664.250	222.462.654	5.123.267		
Agustus	154.140.288	3.910.281	165.008.226	4.450.891	187.238.755	4.680.848	227.069.520	5.142.246		
September	155.974.513	4.062.918	167.924.825	4.546.948	190.121.455	4.675.317	229.315.700	5.225.164		
Oktober	157.829.886	4.084.023	170.285.831	4.454.886	193.352.001	4.728.887	231.101.840	5.257.690		
Nopember	159.273.484	4.124.111	173.560.667	4.452.219	196.468.148	4.809.306	239.012.333	5.279.734		
Desember	160.881.757	4.168.558	175.501.915	4.473.772	199.301.222	4.900.193	242.396.164	5.363.316		

## 1.2. Pertumbuhan Total Simpanan dan Jumlah Rekening (MoM)



**Gambar 1a** Pertumbuhan Total Simpanan dan Jumlah Rekening (MoM)

### 1.3. Pertumbuhan Total Simpanan dan Jumlah Rekening (YoY)



**Gambar 1b** Pertumbuhan Total Simpanan dan Jumlah Rekening (YoY)

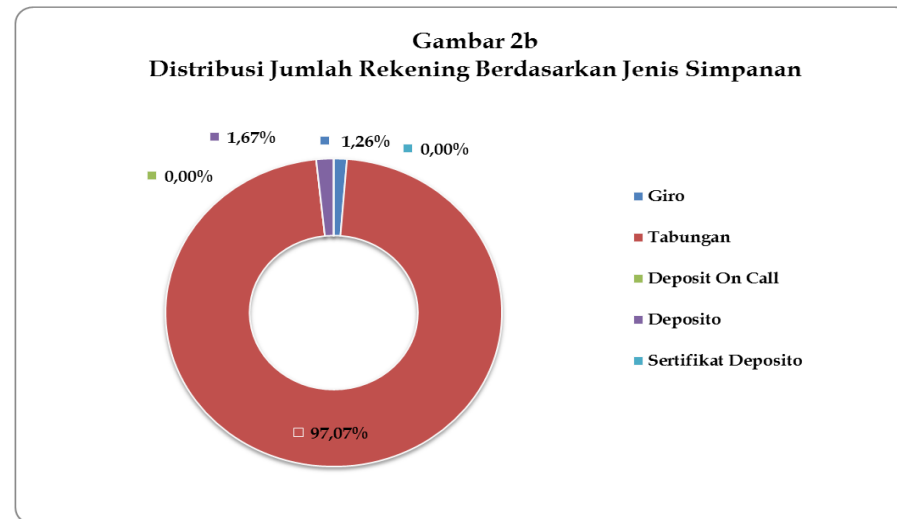
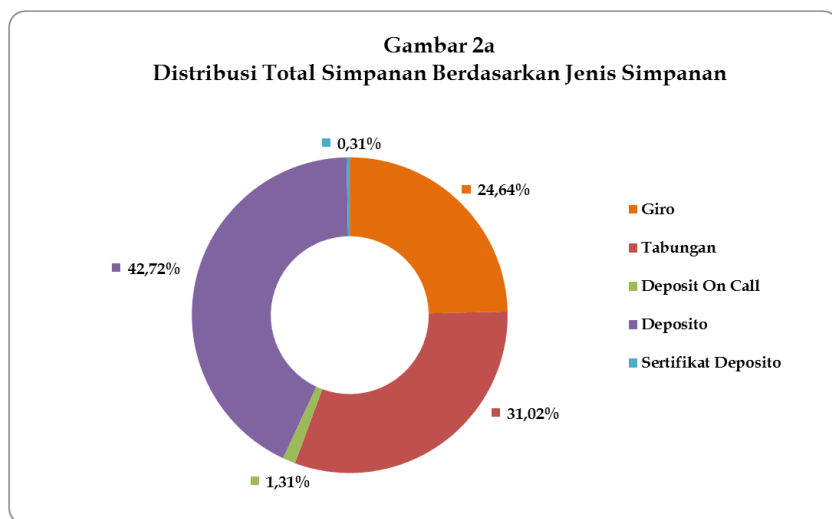
## 2. Distribusi Total Simpanan Dan Jumlah Rekening

### 2.1. Total Simpanan dan Jumlah Rekening Berdasarkan Jenis Simpanan

Tabel 2 Total Simpanan Berdasarkan Jenis Simpanan (Total Deposits by Type of Deposits ) (Rp Miliar/Billion IDR)												
Jenis Simpanan (Type of Deposits)	April 2018				Mei 2018				Δ MoM			
	Rekening (Account)	%	Nominal (Nominal)	%	Rekening (Account)	%	Nominal (Nominal)	%	Δ Rekening (Δ Account)	%	Δ Nominal (Δ Nominal)	%
Giro (Demand Deposits)	3.203.770	1,27%	1.302.618	24,11%	3.238.612	1,26%	1.334.148	24,64%	34.842	1,09%	31.530	2,42%
Tabungan (Saving Account)	246.609.902	97,04%	1.644.994	30,43%	249.882.406	97,07%	1.678.889	31,02%	3.272.504	1,33%	33.895	2,06%
Deposit on Call	5.470	0,00%	71.811	1,33%	5.082	0,00%	70.865	1,31%	(388)	-7,09%	(946)	-1,32%
Deposito (Time Deposits)	4.302.626	1,69%	2.367.075	43,79%	4.296.215	1,67%	2.313.148	42,72%	(6.411)	-0,15%	(53.927)	-2,28%
Sertifikat Deposito (Certificate of Time Deposits)	296	0,00%	18.488	0,34%	275	0,00%	17.807	0,31%	(21)	-7,09%	(681)	-3,68%
<b>Total</b>	<b>254.122.064</b>	<b>100,00%</b>	<b>5.404.986</b>	<b>100,00%</b>	<b>257.422.590</b>	<b>100,00%</b>	<b>5.414.857</b>	<b>100,00%</b>	<b>3.300.526</b>	<b>1,30%</b>	<b>9.871</b>	<b>0,18%</b>

Keterangan: Persentase simpanan pada masing-masing jenis simpanan merupakan persentase terhadap total simpanan

#### 2.1.1. Distribusi Total Simpanan dan Jumlah Rekening Berdasarkan Jenis Simpanan Periode Mei 2018





## 2.2. Total Simpanan dan Jumlah Rekening Berdasarkan Kepemilikan Simpanan

Tabel 3												
Total Simpanan Berdasarkan Kepemilikan Simpanan (Total Deposits by Ownership of Deposits ) (Rp Miliar/Billion IDR)												
Kepemilikan Simpanan (Ownership of Deposits)	April 2018				Mei 2018				Δ MoM			
	Rekening (Account)	%	Nominal (Nominal)	%	Rekening (Account)	%	Nominal (Nominal)	%	Δ Rekening (Δ Account)	%	Δ Nominal (Δ Nominal)	%
Dana Pihak Ketiga (Third Party-Fund)	254.095.893	99,99%	5.304.454	98,14%	257.397.142	99,99%	5.309.997	98,06%	3.301.249	1,30%	5.543	0,10%
Simpanan Dari Bank Lain (Funds From Other Bank)	26.171	0,01%	100.532	1,86%	25.448	0,01%	104.860	1,94%	(723)	-2,76%	4.328	4,30%
<b>Total</b>	<b>254.122.064</b>	<b>100,00%</b>	<b>5.404.986</b>	<b>100,00%</b>	<b>257.422.590</b>	<b>100,00%</b>	<b>5.414.857</b>	<b>100,00%</b>	<b>3.300.526</b>	<b>1,30%</b>	<b>9.871</b>	<b>0,18%</b>

Keterangan: Persentase simpanan pada masing-masing jenis simpanan merupakan persentase terhadap total simpanan

## 2.3. Total Simpanan dan Jumlah Rekening Berdasarkan Jenis Usaha

Tabel 4												
Total Simpanan Berdasarkan Jenis Usaha Bank (Total Deposits by Type of Business Banks ) (Rp Miliar/Billion IDR)												
Jenis Usaha (Type of Business Banks)	April 2018				Mei 2018				Δ MoM			
	Rekening (Account)	%	Nominal (Nominal)	%	Rekening (Account)	%	Nominal (Nominal)	%	Δ Rekening (Δ Account)	%	Δ Nominal (Δ Nominal)	%
Konvensional (Conventional)	231.599.853	91,14%	5.157.683	95,42%	234.850.127	91,23%	5.171.182	95,50%	3.250.274	1,40%	13.499	0,26%
Syariah (Sharia)	22.522.211	8,86%	247.303	4,58%	22.572.463	8,77%	243.675	4,50%	50.252	0,22%	(3.628)	-1,47%
<b>Total</b>	<b>254.122.064</b>	<b>100,00%</b>	<b>5.404.986</b>	<b>100,00%</b>	<b>257.422.590</b>	<b>100,00%</b>	<b>5.414.857</b>	<b>100,00%</b>	<b>3.300.526</b>	<b>1,30%</b>	<b>9.871</b>	<b>0,18%</b>

Keterangan: Persentase simpanan pada masing-masing jenis simpanan merupakan persentase terhadap total simpanan

## 2.4. Total Simpanan dan Jumlah Rekening Berdasarkan Tiering Nominal dan Simpanan Yang Dijamin

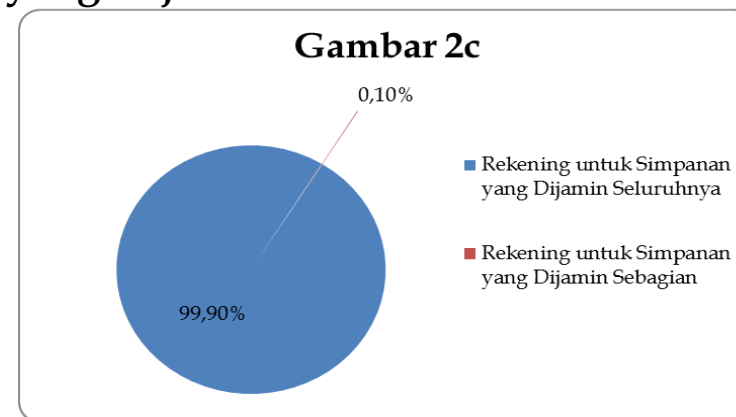
**Tabel 5**  
**Total Simpanan Berdasarkan Tiering Nominal**  
*(Total Deposits by Tiering of Nominal)*  
 (Rp Miliar/Billion IDR)

Tiering Nominal (Tiering of Nominal)	April 2018				Mei 2018				Δ MoM			
	Rekening (Account)	%	Nominal (Nominal)	%	Rekening (Account)	%	Nominal (Nominal)	%	Δ Rekening (Δ Account)	%	Δ Nominal (Δ Nominal)	%
N ≤ 100 Jt	249.435.229	98,16%	765.775	14,16%	252.678.417	98,17%	791.187	14,61%	3.243.188	1,30%	25.412	3,32%
100 Jt < N ≤ 200 Jt	2.155.842	0,85%	302.980	5,61%	2.186.730	0,85%	307.247	5,67%	30.888	1,43%	4.267	1,41%
200 Jt < N ≤ 500 Jt	1.452.737	0,57%	468.527	8,67%	1.473.132	0,57%	474.987	8,77%	20.395	1,40%	6.460	1,38%
500 Jt < N ≤ 1 M	571.648	0,22%	417.162	7,72%	577.242	0,22%	420.570	7,77%	5.594	0,98%	3.408	0,82%
1 M < N ≤ 2 M	257.753	0,10%	367.929	6,81%	259.223	0,10%	369.827	6,83%	1.470	0,57%	1.898	0,52%
2 M < N ≤ 5 M	158.147	0,06%	495.225	9,16%	157.784	0,06%	494.244	9,13%	(363)	-0,23%	(981)	-0,20%
N > 5 M	90.708	0,04%	2.587.388	47,87%	90.062	0,03%	2.556.795	47,22%	(646)	-0,71%	(30.593)	-1,18%
<b>Total</b>	<b>254.122.064</b>	<b>100,00%</b>	<b>5.404.986</b>	<b>100,00%</b>	<b>257.422.590</b>	<b>100,00%</b>	<b>5.414.857</b>	<b>100,00%</b>	<b>3.300.526</b>	<b>1,30%</b>	<b>9.871</b>	<b>0,18%</b>

Keterangan: Persentase simpanan pada masing-masing jenis simpanan merupakan persentase terhadap total simpanan

## 2.4.1. Distribusi Jumlah Rekening Berdasarkan Rekening yang Dijamin

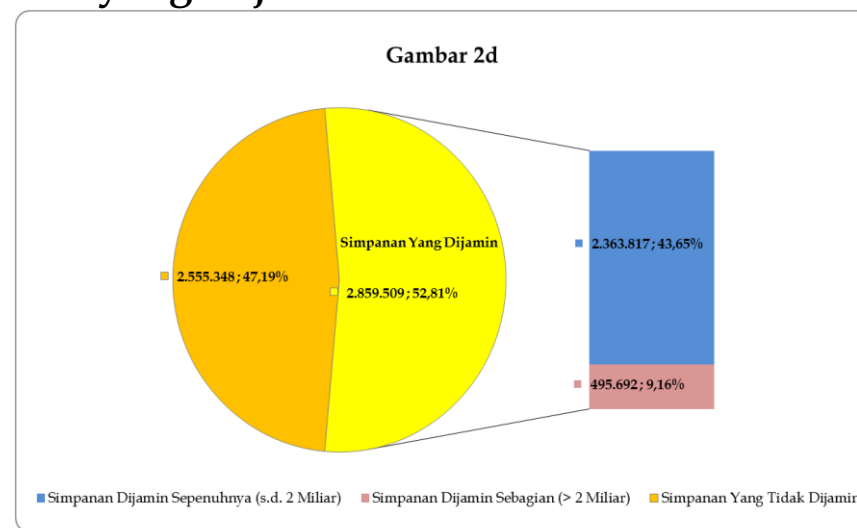
Tabel 6 Distribusi Rekening berdasarkan Rekening Yang Dijamin (Distribution of Accounts by Insured Accounts) Mei 2018			
Keterangan	Nominal Simpanan	Jumlah Rekening	%
Rekening untuk Simpanan yang Dijamin Seluruhnya	≤ 2 Miliar	257.174.744	99,90%
Rekening untuk Simpanan yang Dijamin Sebagian	> 2 Miliar	247.846	0,10%
<b>Total Rekening</b>		<b>257.422.590</b>	<b>100,00%</b>



Gambar 2c Distribusi Jumlah Rekening Berdasarkan Rekening Yang Dijamin Mei 2018

## 2.4.2. Distribusi Total Simpanan Berdasarkan Simpanan yang Dijamin

Tabel 7 Distribusi Simpanan Berdasarkan Simpanan Yang Dijamin (Distribution of Deposits by Insured Deposits) (Rp Miliar/Billion IDR) Mei 2018			
Keterangan	Nominal Simpanan	Total Nominal	%
Simpanan Dijamin Sepenuhnya	≤ 2 Miliar	2.363.817	43,65%
Simpanan Dijamin Sebagian	> 2 Miliar	495.692	9,16%
<b>Subtotal Simpanan Dijamin</b>		<b>2.859.509</b>	<b>52,81%</b>
Simpanan Tidak Dijamin	> 2 Miliar	2.555.348	47,19%
<b>Subtotal Simpanan Tidak Dijamin</b>		<b>2.555.348</b>	<b>100,00%</b>
<b>Total</b>		<b>5.414.857</b>	



Gambar 2d Distribusi Total Simpanan Berdasarkan Simpanan Yang Dijamin Mei 2018 (Rp Miliar)

## 2.5. Total Simpanan dan Jumlah Rekening Berdasarkan Kepemilikan Bank

Tabel 8 Total Simpanan Berdasarkan Kepemilikan Bank (Total Deposits by Group of Banks) (Rp Miliar/Billion IDR)																
Kepemilikan Bank (Group of Banks)	April 2018					Mei 2018					Δ MoM					
	Jumlah Bank (Number of Banks)	Rekening (Account)	%	Nominal (Nominal)	%	Jumlah Bank (Number of Banks)	Rekening (Account)	%	Nominal (Nominal)	%	Δ Jumlah Bank (Δ Number of Banks)	%	Δ Rekening (Δ Account)	%	Δ Nominal (Δ Nominal)	%
Pemerintah (State Banks)	4	158.369.647	62,32%	2.126.979	39,35%	4	160.868.574	62,49%	2.156.799	39,83%	0	0,00%	2.498.927	1,58%	29.820	1,40%
BPD (Regional Government Banks)	26	31.395.175	12,35%	522.727	9,67%	26	31.631.726	12,29%	517.974	9,57%	0	0,00%	236.551	0,75%	(4.753)	-0,91%
Swasta Nasional (Private National Banks)	63	63.433.236	24,96%	2.378.355	44,00%	63	63.987.301	24,86%	2.353.690	43,47%	0	0,00%	554.065	0,87%	(24.665)	-1,04%
Campuran (Joint Banks)	13	683.765	0,27%	192.035	3,55%	13	695.479	0,27%	196.476	3,63%	0	0,00%	11.714	1,71%	4.441	2,31%
Asing (Foreign Banks)	9	240.241	0,09%	184.890	3,43%	9	239.510	0,09%	189.918	3,50%	0	0,00%	(731)	-0,30%	5.028	2,72%
<b>Total</b>	<b>115</b>	<b>254.122.064</b>	<b>100,00%</b>	<b>5.404.986</b>	<b>100,00%</b>	<b>115</b>	<b>257.422.590</b>	<b>100,00%</b>	<b>5.414.857</b>	<b>100,00%</b>	<b>0</b>	<b>0,00%</b>	<b>3.300.526</b>	<b>1,30%</b>	<b>9.871</b>	<b>0,18%</b>

Keterangan: Persentase simpanan pada masing-masing jenis simpanan merupakan persentase terhadap total simpanan

## 2.6. Total Simpanan dan Jumlah Rekening Berdasarkan Valuta

Tabel 9 Total Simpanan Berdasarkan Valuta (Total Deposits by Currency) (Rp Miliar/Billion IDR)												
Jenis Simpanan (Type of Deposits)	April 2018				Mei 2018				Δ MoM			
	Rekening (Account)	%	Nominal (Nominal)	%	Rekening (Account)	%	Nominal (Nominal)	%	Δ Rekening (Δ Account)	%	Δ Nominal (Δ Nominal)	%
Rupiah (IDR)	253.107.863	99,60%	4.672.104	86,44%	256.387.086	99,60%	4.674.176	86,32%	3.279.223	1,30%	2.072	0,04%
Valas (Currency)	1.014.201	0,40%	732.882	13,56%	1.035.504	0,40%	740.681	13,68%	21.303	2,10%	7.799	1,06%
<b>Total</b>	<b>254.122.064</b>	<b>100,00%</b>	<b>5.404.986</b>	<b>100,00%</b>	<b>257.422.590</b>	<b>100,00%</b>	<b>5.414.857</b>	<b>100,00%</b>	<b>3.300.526</b>	<b>1,30%</b>	<b>9.871</b>	<b>0,18%</b>

Keterangan: Persentase simpanan pada masing-masing jenis simpanan merupakan persentase terhadap total simpanan

# Lampiran

## Lampiran 1

Pertumbuhan Simpanan dan Jumlah Rekening Selama 5 Tahun (YoY)

Tabel 1.1 Pertumbuhan Total Simpanan dan Jumlah Rekening (Growth of Total Deposits and The Number of Accounts) Year on Year (YoY)						
Tahun	Rekening	Nominal (Rp Miliar)	Rekening		Nominal	
			Δ	%Δ	Δ (Rp Miliar)	%Δ
2014*	160.881.757	4.168.558	13.255.247	8,98%	461.949	12,46%
2015*	175.501.915	4.473.772	14.620.158	9,09%	305.214	7,32%
2016*	199.301.222	4.900.193	23.799.307	13,56%	426.421	9,53%
2017*	242.396.164	5.363.316	43.094.942	21,62%	463.123	9,45%
2018**	257.422.590	5.414.857	15.026.426	6,20%	51.541	0,96%

\*) Data *Year on Year* (YoY) per 31 Desember

\*\*\*) Data *Year to Date* (Ytd) sampai dengan 31 Mei 2018

## Lampiran 2

### Total Simpanan dan Jumlah Rekening Berdasarkan Kepemilikan Simpanan, Jenis Simpanan dan Valuta

Total Simpanan Berdasarkan Kepemilikan Simpanan, Jenis Simpanan dan Valuta (Total Deposits by Ownership of Deposits, Type of Deposits and Currency) (Rp Miliar/Billion IDR)												
Jenis Simpanan (Type of Deposits)	Dana Pihak Ketiga				Simpanan Dari Bank Lain				Total			
	Rekening (Account)	%	Nominal (Nominal)	%	Rekening (Account)	%	Nominal (Nominal)	%	Rekening (Account)	%	Nominal (Nominal)	%
<b>Giro (Demand Deposit)</b>	<b>3,228,206</b>	<b>1.25%</b>	<b>1,278,073</b>	<b>24.10%</b>	<b>10,406</b>	<b>40.89%</b>	<b>56,075</b>	<b>53.47%</b>	<b>3,238,612</b>	<b>1.26%</b>	<b>1,334,148</b>	<b>24.64%</b>
Rupiah (IDR)	3,041,765	94.22%	979,960	76.67%	10,006	96.16%	43,396	77.39%	3,051,771	94.23%	1,023,356	76.70%
Valas (Currency)	186,441	5.78%	298,113	23.33%	400	3.84%	12,679	22.61%	186,841	5.77%	310,792	23.30%
<b>Tabungan (Saving Account)</b>	<b>249,875,757</b>	<b>97.08%</b>	<b>1,675,077</b>	<b>31.50%</b>	<b>6,649</b>	<b>26.13%</b>	<b>3,812</b>	<b>3.64%</b>	<b>249,882,406</b>	<b>97.07%</b>	<b>1,678,889</b>	<b>31.02%</b>
Rupiah (IDR)	249,182,847	99.72%	1,550,982	92.59%	6,636	99.80%	3,772	98.95%	249,189,483	99.72%	1,554,754	92.61%
Valas (Currency)	692,910	0.28%	124,095	7.41%	13	0.20%	40	1.05%	692,923	0.28%	124,135	7.39%
<b>Deposit on Call</b>	<b>4,913</b>	<b>0.00%</b>	<b>54,977</b>	<b>1.00%</b>	<b>169</b>	<b>0.66%</b>	<b>15,888</b>	<b>15.15%</b>	<b>5,082</b>	<b>0.00%</b>	<b>70,865</b>	<b>1.31%</b>
Rupiah (IDR)	4,734	96.36%	47,057	85.60%	167	98.82%	15,402	96.94%	4,901	96.44%	62,459	88.14%
Valas (Currency)	179	3.64%	7,920	14.41%	2	1.18%	486	3.06%	181	3.56%	8,406	11.86%
<b>Deposito (Time Deposits)</b>	<b>4,288,170</b>	<b>1.67%</b>	<b>2,299,081</b>	<b>43.30%</b>	<b>8,045</b>	<b>31.61%</b>	<b>14,067</b>	<b>13.42%</b>	<b>4,296,215</b>	<b>1.67%</b>	<b>2,313,148</b>	<b>42.72%</b>
Rupiah (IDR)	4,132,616	96.37%	2,001,804	87.07%	8,040	99.94%	13,997	99.50%	4,140,656	96.38%	2,015,801	87.15%
Valas (Currency)	155,554	3.63%	297,277	12.93%	5	0.06%	70	0.50%	155,559	3.62%	297,347	12.85%
<b>Sertifikat Deposito (Certificate of Time Deposits)</b>	<b>96</b>	<b>0.00%</b>	<b>2,789</b>	<b>0.10%</b>	<b>179</b>	<b>0.71%</b>	<b>15,018</b>	<b>14.32%</b>	<b>275</b>	<b>0.00%</b>	<b>17,807</b>	<b>0.31%</b>
Rupiah (IDR)	96	100.00%	2,789	100.00%	179	100.00%	15,018	100.00%	275	100.00%	17,807	100.00%
Valas (Currency)	0	0.00%	0	0.00%	0	0.00%	0	0.00%	0	0.00%	0	0.00%
<b>Total</b>	<b>257,397,142</b>	<b>100.00%</b>	<b>5,309,997</b>	<b>100.00%</b>	<b>25,448</b>	<b>100.00%</b>	<b>104,860</b>	<b>100.00%</b>	<b>257,422,590</b>	<b>100.00%</b>	<b>5,414,857</b>	<b>100.00%</b>
Rupiah (IDR)	256,362,058	99.60%	4,582,592	86.30%	25,028	98.35%	91,584	87.34%	256,387,086	99.60%	4,674,177	86.32%
Valas (Currency)	1,035,084	0.40%	727,405	13.70%	420	1.65%	13,276	12.66%	1,035,504	0.40%	740,680	13.68%

## Lampiran 3

### Total Simpanan dan Jumlah Rekening Berdasarkan Kepemilikan Simpanan, Tiering Nominal dan Valuta

Total Simpanan Berdasarkan Kepemilikan Simpanan, Tiering Nominal dan Valuta (Total Deposits by Ownership of Deposits, Nominal Tiering and Currency) (Rp Miliar/Billion IDR)												
Nominal Simpanan (Nominal of Deposits)	Dana Pihak Ketiga				Simpanan Dari Bank Lain				Total			
	Rekening (Account)	%	Nominal (Nominal)	%	Rekening (Account)	%	Nominal (Nominal)	%	Rekening (Account)	%	Nominal (Nominal)	%
<b>N ≤ 100 Jt</b>	<b>252,668,126</b>	<b>98.20%</b>	<b>790,915</b>	<b>14.89%</b>	<b>10,291</b>	<b>40.44%</b>	<b>272</b>	<b>0.30%</b>	<b>252,678,417</b>	<b>98.16%</b>	<b>791,187</b>	<b>14.60%</b>
Rupiah (IDR)	251,909,839	99.70%	775,953	98.11%	10,185	98.97%	269	98.91%	251,920,024	99.70%	776,222	98.11%
Valas (Currency)	758,287	0.30%	14,962	1.89%	106	1.03%	3	1.09%	758,393	0.30%	14,965	1.89%
<b>100 Jt &lt; N ≤ 200 Jt</b>	<b>2,184,110</b>	<b>0.80%</b>	<b>306,872</b>	<b>5.78%</b>	<b>2,620</b>	<b>10.30%</b>	<b>375</b>	<b>0.40%</b>	<b>2,186,730</b>	<b>0.85%</b>	<b>307,247</b>	<b>5.67%</b>
Rupiah (IDR)	2,088,487	95.62%	293,371	95.60%	2,593	98.97%	371	98.94%	2,091,080	95.63%	293,742	95.60%
Valas (Currency)	95,623	4.38%	13,501	4.40%	27	1.03%	4	1.06%	95,650	4.37%	13,505	4.40%
<b>200 Jt &lt; N ≤ 500 Jt</b>	<b>1,468,935</b>	<b>0.60%</b>	<b>473,494</b>	<b>8.92%</b>	<b>4,197</b>	<b>16.49%</b>	<b>1,493</b>	<b>1.40%</b>	<b>1,473,132</b>	<b>0.57%</b>	<b>474,987</b>	<b>8.77%</b>
Rupiah (IDR)	1,382,087	94.09%	446,134	94.22%	4,165	99.24%	1,482	99.30%	1,386,252	94.10%	447,616	94.24%
Valas (Currency)	86,848	5.91%	27,360	5.78%	32	0.76%	11	0.76%	86,880	5.90%	27,371	5.76%
<b>500 Jt &lt; N ≤ 1 M</b>	<b>573,933</b>	<b>0.20%</b>	<b>417,904</b>	<b>7.87%</b>	<b>3,309</b>	<b>13.00%</b>	<b>2,666</b>	<b>2.50%</b>	<b>577,242</b>	<b>0.22%</b>	<b>420,570</b>	<b>7.77%</b>
Rupiah (IDR)	532,988	92.87%	389,337	93.16%	3,272	98.88%	2,639	98.99%	536,260	92.90%	391,976	93.20%
Valas (Currency)	40,945	7.13%	28,567	6.84%	37	1.12%	27	1.01%	40,982	7.10%	28,594	6.80%
<b>1 M &lt; N ≤ 2 M</b>	<b>257,141</b>	<b>0.10%</b>	<b>366,731</b>	<b>6.91%</b>	<b>2,082</b>	<b>8.18%</b>	<b>3,096</b>	<b>2.95%</b>	<b>259,223</b>	<b>0.10%</b>	<b>369,827</b>	<b>6.83%</b>
Rupiah (IDR)	233,430	90.78%	333,845	91.03%	2,059	98.90%	3,065	98.98%	235,489	90.84%	336,910	91.10%
Valas (Currency)	23,711	9.22%	32,886	8.97%	23	1.10%	31	0.99%	23,734	9.16%	32,917	8.90%
<b>2 M &lt; N ≤ 5 M</b>	<b>156,232</b>	<b>0.10%</b>	<b>489,168</b>	<b>9.21%</b>	<b>1,552</b>	<b>6.10%</b>	<b>5,076</b>	<b>4.83%</b>	<b>157,784</b>	<b>0.06%</b>	<b>494,244</b>	<b>9.13%</b>
Rupiah (IDR)	141,330	90.46%	443,271	90.62%	1,506	97.04%	4,919	96.90%	142,836	90.53%	448,190	90.68%
Valas (Currency)	14,902	9.54%	45,897	9.38%	46	2.96%	157	3.10%	14,948	9.47%	46,054	9.32%
<b>N &gt; 5 M</b>	<b>88,665</b>	<b>0.00%</b>	<b>2,464,913</b>	<b>46.42%</b>	<b>1,397</b>	<b>5.49%</b>	<b>91,882</b>	<b>87.62%</b>	<b>90,062</b>	<b>0.04%</b>	<b>2,556,795</b>	<b>47.23%</b>
Rupiah (IDR)	73,897	83.34%	1,900,682	77.11%	1,248	89.33%	78,838	85.80%	75,145	83.44%	1,979,520	77.42%
Valas (Currency)	14,768	16.66%	564,231	22.89%	149	10.67%	13,044	14.20%	14,917	16.56%	577,275	22.58%
<b>Total</b>	<b>257,397,142</b>	<b>100.00%</b>	<b>5,309,997</b>	<b>100.00%</b>	<b>25,448</b>	<b>100.00%</b>	<b>104,860</b>	<b>100.00%</b>	<b>257,422,590</b>	<b>100.00%</b>	<b>5,414,857</b>	<b>100.00%</b>
Rupiah (IDR)	256,362,058	99.60%	4,582,592	86.30%	25,028	98.35%	91,583	87.34%	256,387,086	99.60%	4,674,175	86.32%
Valas (Currency)	1,035,084	0.40%	727,405	13.70%	420	1.65%	13,277	12.66%	1,035,504	0.40%	740,682	13.68%

## Lampiran 4

### Total Simpanan dan Jumlah Rekening Berdasarkan Kepemilikan Simpanan, Besaran Nilai Simpanan dan Valuta

Total Simpanan Berdasarkan Besaran Nilai Simpanan dan Valuta (Total Deposits by Nominal of Deposits and Currency) (Rp Miliar/Billion IDR)												
Nominal Simpanan (Nominal of Deposits)	Dana Pihak Ketiga				Simpanan Dari Bank Lain				Total			
	Rekening (Account)	%	Nominal (Nominal)	%	Rekening (Account)	%	Nominal (Nominal)	%	Rekening (Account)	%	Nominal (Nominal)	%
<b>N ≤ 2 M</b>	<b>257,152,245</b>	<b>99.90%</b>	<b>2,355,916</b>	<b>44.37%</b>	<b>22,499</b>	<b>88.41%</b>	<b>7,902</b>	<b>7.53%</b>	<b>257,174,744</b>	<b>99.90%</b>	<b>2,363,818</b>	<b>43.65%</b>
Rupiah (IDR)	256,146,831	99.61%	2,238,640	95.02%	22,274	99.00%	7,826	99.04%	256,169,105	99.61%	2,246,466	95.04%
Valas (Currency)	1,005,414	0.39%	117,276	4.98%	225	1.00%	76	0.96%	1,005,639	0.39%	117,352	4.96%
<b>N &gt; 2 M</b>	<b>244,897</b>	<b>0.10%</b>	<b>2,954,081</b>	<b>55.63%</b>	<b>2,949</b>	<b>11.59%</b>	<b>96,958</b>	<b>92.47%</b>	<b>247,846</b>	<b>0.10%</b>	<b>3,051,039</b>	<b>56.35%</b>
Rupiah (IDR)	215,227	87.88%	2,343,953	79.35%	2,754	93.39%	83,757	86.38%	217,981	87.95%	2,427,710	79.57%
Valas (Currency)	29,670	12.12%	610,128	20.65%	195	6.61%	13,201	13.62%	29,865	12.05%	623,329	20.43%
<b>Total</b>	<b>257,397,142</b>	<b>100.00%</b>	<b>5,309,997</b>	<b>100.00%</b>	<b>25,448</b>	<b>100.00%</b>	<b>104,860</b>	<b>100.00%</b>	<b>257,422,590</b>	<b>100.00%</b>	<b>5,414,857</b>	<b>100.00%</b>
Rupiah (IDR)	256,362,058	99.60%	4,582,593	86.30%	25,028	98.35%	91,583	87.34%	256,387,086	99.60%	4,674,176	86.32%
Valas (Currency)	1,035,084	0.40%	727,404	13.70%	420	1.65%	13,277	12.66%	1,035,504	0.40%	740,681	13.68%

## Lampiran 5

### Total Simpanan dan Jumlah Rekening Yang Dijamin Berdasarkan Kepemilikan Simpanan, Simpanan yang Dijamin dan Valuta

Total Simpanan Berdasarkan Simpanan Yang Dijamin dan Valuta (Total Deposits by Insured Deposits and Currency) (Rp Miliar/Billion IDR)												
Nominal Simpanan (Nominal of Deposits)	Dana Pihak Ketiga				Simpanan Dari Bank Lain				Total			
	Rekening (Account)	%	Nominal (Nominal)	%	Rekening (Account)	%	Nominal (Nominal)	%	Rekening (Account)	%	Nominal (Nominal)	%
<b>N ≤ 2 M (Dijamin Seluruhnya)</b>	<b>257.152.245</b>	<b>99,90%</b>	<b>2.355.916</b>	<b>82,79%</b>	<b>22.499</b>	<b>88,41%</b>	<b>7.901</b>	<b>57,26%</b>	<b>257.174.744</b>	<b>99,90%</b>	<b>2.363.817</b>	<b>82,67%</b>
Rupiah (IDR)	256.146.831	99,61%	2.238.640	95,02%	22.274	99,00%	7.825	99,04%	256.169.105	99,61%	2.246.465	95,04%
Valas (Currency)	1.005.414	0,39%	117.276	4,98%	225	1,00%	76	0,96%	1.005.639	0,39%	117.352	4,96%
<b>N &gt; 2 M (Dijamin Sebagian)</b>	<b>244.897</b>	<b>0,10%</b>	<b>489.794</b>	<b>17,21%</b>	<b>2.949</b>	<b>11,59%</b>	<b>5.898</b>	<b>42,74%</b>	<b>247.846</b>	<b>0,10%</b>	<b>495.692</b>	<b>17,33%</b>
Rupiah (IDR)	215.227	87,88%	430.454	87,88%	2.754	93,39%	5.508	93,39%	217.981	87,95%	435.962	87,95%
Valas (Currency)	29.670	12,12%	59.340	12,12%	195	6,61%	390	6,61%	29.865	12,05%	59.730	12,05%
<b>Total</b>	<b>257.397.142</b>	<b>100,00%</b>	<b>2.845.710</b>	<b>100,00%</b>	<b>25.448</b>	<b>100,00%</b>	<b>13.799</b>	<b>100,00%</b>	<b>257.422.590</b>	<b>100,00%</b>	<b>2.859.509</b>	<b>100,00%</b>
Rupiah (IDR)	256.362.058	99,60%	2.669.094	93,79%	25.028	98,35%	13.333	96,62%	256.387.086	99,60%	2.682.427	93,81%
Valas (Currency)	1.035.084	0,40%	176.616	6,21%	420	1,65%	466	3,38%	1.035.504	0,40%	177.082	6,19%