



LEMBAGA  
PENJAMIN  
SIMPANAN

Indonesia  
Deposit  
Insurance  
Corporation

# Distribusi Simpanan Bank Umum

**September 2016**

# DAFTAR ISI

Keterangan		2
1. Pertumbuhan Total Simpanan dan Jumlah Rekening pada Bank Umum		3
Total Simpanan dan Jumlah Rekening	Tabel 1	3
Pertumbuhan Total Simpanan dan Jumlah Rekening	Grafik 1	3
Tabel Pertumbuhan Simpanan dan Jumlah Rekening Year on Year	Tabel 1.1	4
2. Distribusi Total Simpanan dan Jumlah Rekening Berdasarkan Jenis Simpanan		5
2.1. Total Simpanan dan Jumlah Rekening Berdasarkan Jenis Simpanan dan Valuta	Tabel 2	5
2.2. Distribusi Total Simpanan dan Jumlah Rekening Berdasarkan Jenis Simpanan		6
Distribusi Total Simpanan Berdasarkan Jenis Simpanan	Grafik 2a	6
Distribusi Jumlah Rekening Berdasarkan jenis Simpanan	Grafik 2b	6
2.3. Dana Pihak ketiga Berdasarkan Jumlah Simpanan dan Valuta	Tabel 3	7
2.4. Distribusi Nominal dan Rekening Dana Pihak Ketiga Berdasarkan Jenis Simpanan		8
Distribusi Nominal dan Rekening Dana Pihak Ketiga Berdasarkan Jenis Simpanan	Grafik 3a, 3b	8
2.5. Simpanan Dari Bank Lain Berdasarkan Jenis Simpanan dan Valuta	Tabel 4	9
2.6. Distribusi Nominal dan Rekening Simpanan dari Bank Lain Berdasarkan Jenis Simpanan	Grafik 4a, 4b	10
3. Distribusi Simpanan Berdasarkan Segmen Nominal Simpanan		11
3.1. Total Simpanan Berdasarkan Segmen Nominal dan Valuta	Tabel 5	11
3.2. Dana Pihak Ketiga Berdasarkan Segmen Nominal dan Valuta	Tabel 6	12
3.3. Simpanan dari Bank Lain berdasarkan Segmen Nominal dan Valuta	Tabel 7	13
4. Distribusi Simpanan Berdasarkan Besaran Nilai Simpanan dan Valuta		14
4.1. Total Simpanan berdasarkan Besaran Nilai Simpanan dan Valuta	Tabel 8	14
4.2. Dana Pihak Ketiga berdasarkan Besaran Nilai Simpanan dan Valuta	Tabel 9	15
4.3. Simpanan dari Bank Lain berdasarkan Besaran Nilai Simpanan dan Valuta	Tabel 10	16
5. Distribusi Dana Pihak Ketiga dan Simpanan dari Bank Lain Yang Dijamin		17
5.1. Total Simpanan dan Distribusi Total Simpanan yang Dijamin dan Valuta	Tabel 11	17
Distribusi Total Simpanan Berdasarkan Simpanan yang Dijamin	Grafik 5	17
5.2. Dana Pihak Ketiga Berdasarkan Simpanan yang Dijamin dan Valuta	Tabel 12	18
Distribusi Dana Pihak Ketiga Berdasarkan Simpanan yang Dijamin dan Valuta	Grafik 6	18
5.3. Simpanan Dari Bank Lain Berdasarkan Simpanan yang Dijamin dan Valuta	Tabel 13	19
Distribusi DPK berdasarkan Simpanan yang Dijamin dan Valuta	Grafik 7	19

## KETERANGAN

### Sumber Data

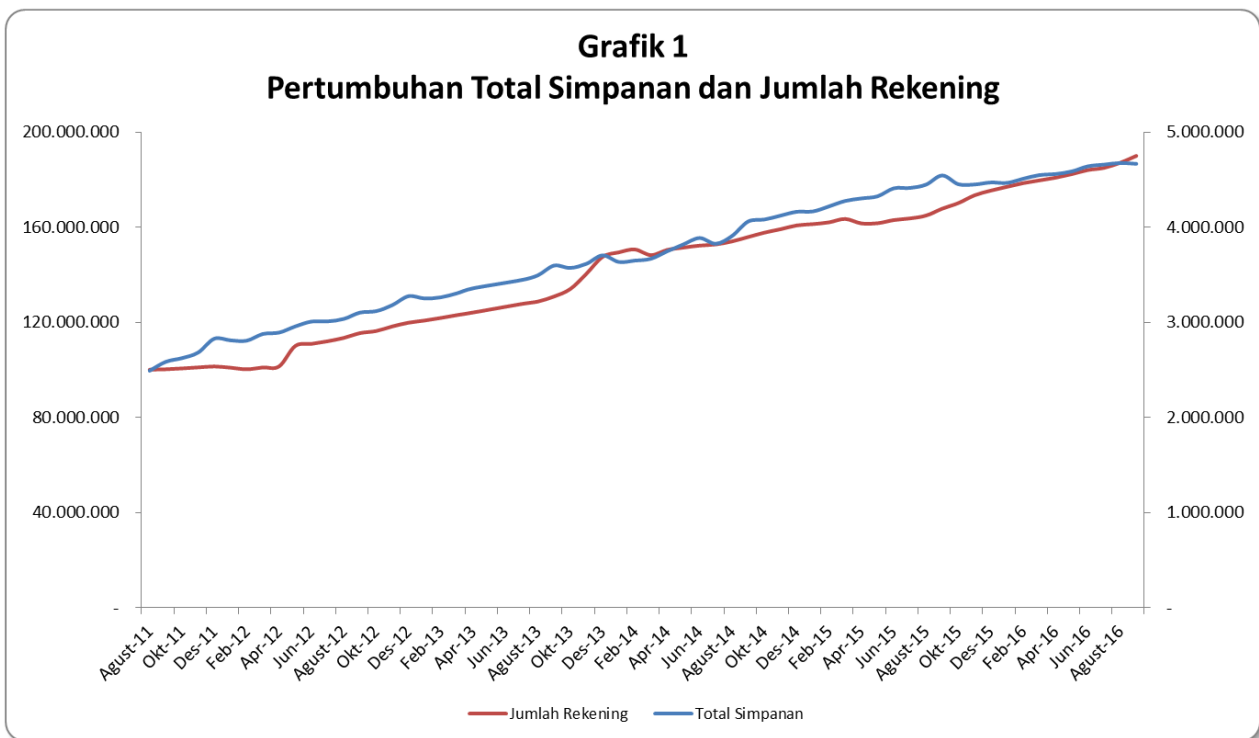
- Data yang digunakan bersumber dari Laporan Posisi Simpanan yang disampaikan oleh bank umum kepada Lembaga Penjamin Simpanan.
- Jumlah bank umum:
  - a. Bank Umum Konvensional : 105
  - b. Bank Umum Syariah : 13
- Terdapat 1 bank umum konvensional yaitu PT Bank Aceh yang mendapatkan izin perubahan kegiatan usaha oleh OJK sesuai dengan salinan keputusan Dewan Komisiner OJK Nomor Kep-44/D.03/2016 tentang Pemberian Izin Perubahan Kegiatan Usaha Bank Umum Konvensional Menjadi Bank Umum Syariah PT Bank Aceh.  
Sehingga jumlah bank umum konvensional berkurang 1 menjadi 105 bank dan bank umum syariah bertambah 1 bank menjadi 13 bank dengan jumlah bank tetap yaitu 118 bank.

### Definisi

- *Simpanan* meliputi dana pihak ketiga dan simpanan dari bank lain.
- *Simpanan Yang Dijamin* meliputi:
  - a. seluruh simpanan yang nominalnya  $\leq$  Rp2 Miliar;
  - b. proporsi simpanan yang dijamin (Rp2 Miliar) dari seluruh simpanan dengan nominal di atas Rp2 Miliar.
- *Besaran Nilai Simpanan Yang Dijamin* adalah Rp2 Milyar per nasabah per bank sebagaimana diatur dalam Peraturan Pemerintah No. 66 Tahun 2008.

# 1. PERTUMBUHAN TOTAL SIMPANAN DAN JUMLAH REKENING PADA BANK UMUM

Tabel 1										
Total Simpanan dan Jumlah Rekening										
Bulan	2012		2013		2014		2015		2016	
	Rekening	Nominal (Rp Miliar)	Rekening	Nominal (Rp Miliar)	Rekening	Nominal (Rp Miliar)	Rekening	Nominal (Rp Miliar)	Rekening	Nominal (Rp Miliar)
Januari	100.995.991	2.812.389	120.846.777	3.253.000	149.530.751	3.637.382	161.428.538	4.168.841	177.136.780	4.468.860
Februari	100.339.507	2.809.349	121.930.266	3.265.247	150.736.550	3.651.574	162.168.106	4.222.482	178.672.201	4.512.757
Maret	101.097.601	2.879.534	123.124.821	3.307.495	148.368.994	3.671.553	163.591.483	4.279.063	179.821.600	4.550.907
April	101.531.209	2.894.013	124.229.263	3.360.138	150.569.713	3.749.915	161.703.787	4.305.689	180.940.127	4.562.449
Mei	110.120.237	2.958.972	125.424.329	3.399.580	151.524.434	3.822.525	161.794.457	4.327.966	182.436.133	4.589.453
Juni	111.011.366	3.010.181	126.795.614	3.434.159	152.378.966	3.889.318	163.120.385	4.411.687	184.178.717	4.643.511
Juli	112.124.718	3.011.850	127.809.412	3.447.375	152.859.205	3.828.767	163.802.232	4.415.367	185.076.206	4.661.705
Agustus	113.534.001	3.037.803	128.817.609	3.496.756	154.140.288	3.910.281	165.008.829	4.451.403	187.238.920	4.678.284
September	115.525.552	3.104.251	130.943.737	3.599.133	155.974.513	4.062.918	167.924.825	4.546.948	190.121.579	4.669.888
Oktober	116.426.607	3.119.552	134.082.846	3.574.573	157.829.886	4.084.023	170.285.831	4.454.912		
Nopember	118.364.092	3.182.867	140.527.064	3.617.855	159.273.484	4.124.111	173.560.667	4.452.224		
Desember	119.917.930	3.277.154	147.626.510	3.706.609	160.867.462	4.165.300	175.501.916	4.473.772		



Tabel 1.1 Pertumbuhan Total Simpanan dan Jumlah Rekening Year On Year						
Tahun	Rekening	Nominal (Rp Miliar)	Rekening		Nominal	
			$\Delta$	% $\Delta$	$\Delta$ (Rp Milyar)	% $\Delta$
2012	119.917.930	3.277.154	18.414.366	18,14%	446.832	15,79%
2013	147.626.510	3.706.609	27.708.580	23,11%	429.455	13,10%
2014	160.867.462	4.165.300	13.240.952	8,97%	458.691	12,37%
2015	175.501.916	4.473.772	14.634.454	9,10%	308.472	7,41%
2016	190.121.579	4.669.888	14.619.663	8,33%	196.115	4,38%

\*) Data sampai dengan September 2016

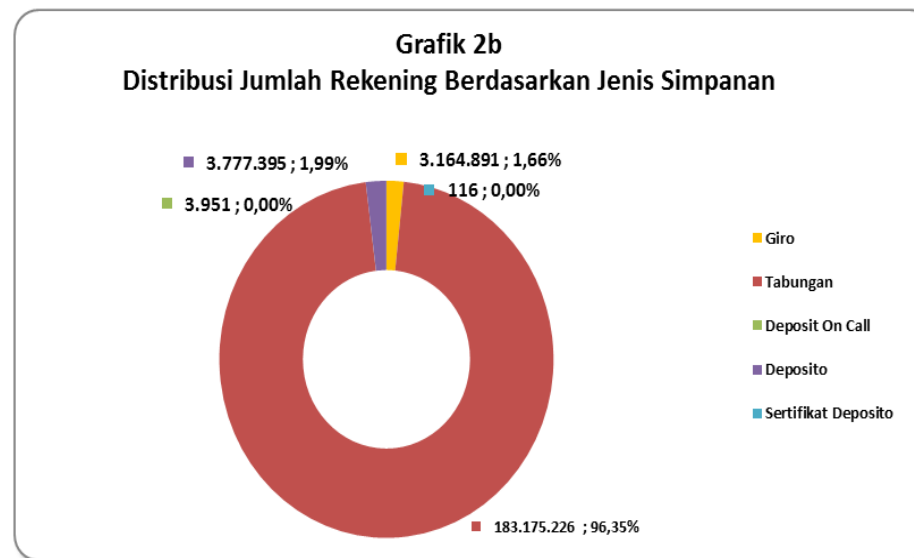
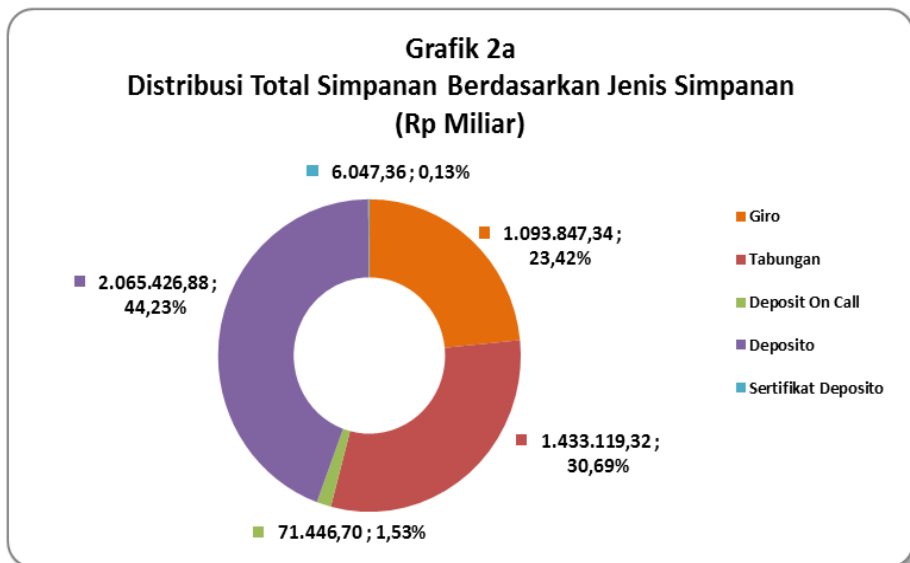
## 2. DISTRIBUSI TOTAL SIMPANAN DAN JUMLAH REKENING BERDASARKAN JENIS SIMPANAN

### 2.1. Total Simpanan dan Jumlah Rekening Berdasarkan Jenis Simpanan dan Valuta

Tabel 2												
Total Simpanan Berdasarkan Jenis Simpanan dan Valuta												
Jenis Simpanan	Agust-16				Sep-16				Δ			
	Rekening	%	Nominal (Rp Miliar)	%	Rekening	%	Nominal (Rp Miliar)	%	Δ Rekening	%	Δ Nominal (Rp Miliar)	%
<b>Giro</b>	<b>3.191.480</b>	<b>1,70%</b>	<b>1.083.969</b>	<b>23,17%</b>	<b>3.164.891</b>	<b>1,66%</b>	<b>1.093.847</b>	<b>23,42%</b>	<b>(26.589)</b>	<b>-0,83%</b>	<b>9.878</b>	<b>0,91%</b>
Rupiah	2.989.469	93,67%	791.585	73,03%	2.964.428	93,67%	785.469	71,81%	(25.041)	-0,84%	(6.116)	-0,77%
Valas	202.011	6,33%	292.384	26,97%	200.463	6,33%	308.378	28,19%	(1.548)	-0,77%	15.994	5,47%
<b>Tabungan</b>	<b>180.246.609</b>	<b>96,27%</b>	<b>1.426.888</b>	<b>30,50%</b>	<b>183.175.226</b>	<b>96,35%</b>	<b>1.433.119</b>	<b>30,69%</b>	<b>2.928.617</b>	<b>1,62%</b>	<b>6.231</b>	<b>0,44%</b>
Rupiah	179.526.252	99,60%	1.304.026	91,39%	182.456.276	99,61%	1.305.290	91,08%	2.930.024	1,63%	1.264	0,10%
Valas	720.357	0,40%	122.862	8,61%	718.950	0,39%	127.829	8,92%	(1.407)	-0,20%	4.967	4,04%
<b>Deposit on Call</b>	<b>3.304</b>	<b>0,00%</b>	<b>69.124</b>	<b>1,48%</b>	<b>3.951</b>	<b>0,00%</b>	<b>71.447</b>	<b>1,53%</b>	<b>647</b>	<b>19,58%</b>	<b>2.322</b>	<b>3,36%</b>
Rupiah	3.008	91,04%	58.348	84,41%	3.709	93,87%	62.708	87,77%	701	23,30%	4.360	7,47%
Valas	296	8,96%	10.776	15,59%	242	6,13%	8.738	12,23%	(54)	-18,24%	(2.038)	-18,91%
<b>Deposito</b>	<b>3.797.400</b>	<b>2,03%</b>	<b>2.091.323</b>	<b>44,70%</b>	<b>3.777.395</b>	<b>1,99%</b>	<b>2.065.427</b>	<b>44,23%</b>	<b>(20.005)</b>	<b>-0,53%</b>	<b>(25.896)</b>	<b>-1,24%</b>
Rupiah	3.649.479	96,10%	1.838.962	87,93%	3.632.049	96,15%	1.813.041	87,78%	(17.430)	-0,48%	(25.922)	-1,41%
Valas	147.921	3,90%	252.361	12,07%	145.346	3,85%	252.386	12,22%	(2.575)	-1,74%	25	0,01%
<b>Sertifikat Deposito</b>	<b>127</b>	<b>0,00%</b>	<b>6.978</b>	<b>0,15%</b>	<b>116</b>	<b>0,00%</b>	<b>6.047</b>	<b>0,13%</b>	<b>(11)</b>	<b>-8,66%</b>	<b>(931)</b>	<b>-13,34%</b>
Rupiah	127	0,00%	6.978	100,00%	116	100,00%	6.047	100,00%	(11)	-8,66%	(931)	-13,34%
Valas	-	0,00%	-	0,00%	-	0,00%	-	0,00%	0	0,00%	0	0,00%
<b>Total</b>	<b>187.238.920</b>	<b>100,00%</b>	<b>4.678.284</b>	<b>100,00%</b>	<b>190.121.579</b>	<b>100,00%</b>	<b>4.669.888</b>	<b>100,00%</b>	<b>2.882.659</b>	<b>1,54%</b>	<b>(8.396)</b>	<b>-0,18%</b>
Rupiah	186.168.335	99,43%	3.999.901	85,50%	189.056.578	99,44%	3.972.556	85,07%	2.888.243	1,55%	(27.345)	-0,68%
Valas	1.070.585	0,57%	678.383	14,50%	1.065.001	0,56%	697.332	14,93%	(5.584)	-0,52%	18.949	2,79%

Keterangan: Prosentase simpanan pada masing-masing jenis simpanan merupakan prosentase terhadap total simpanan

## 2.2. Total Simpanan dan Jumlah Rekening Berdasarkan Jenis Simpanan dan Valuta September 2016



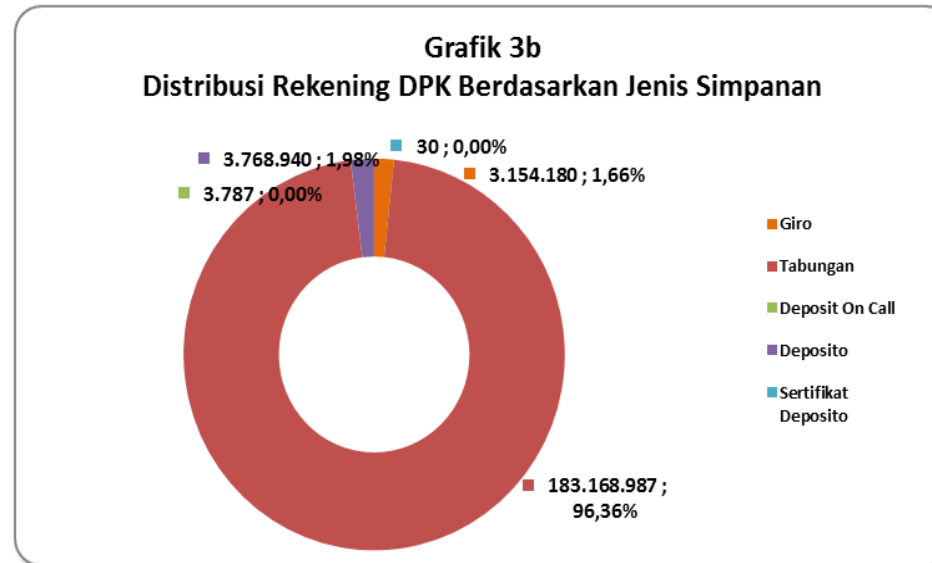
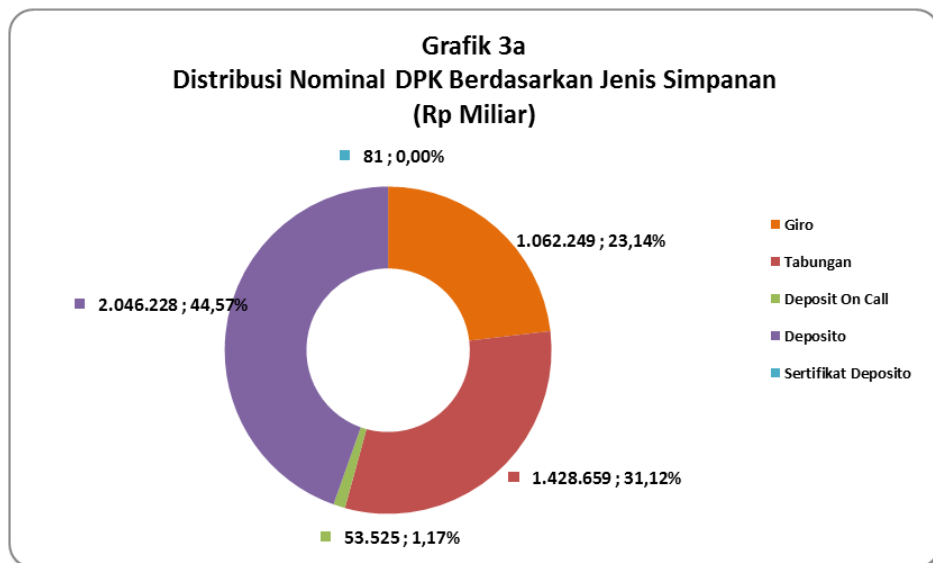
### 2.3. Dana Pihak Ketiga Berdasarkan Jenis Simpanan dan Valuta

Tabel 3												
DPK Berdasarkan Jenis Simpanan dan Valuta												
Jenis Simpanan	Agust-16				Sep-16				Δ			
	Rekening	%	Nominal (Rp Miliar)	%	Rekening	%	Nominal (Rp Miliar)	%	Δ Rekening	%	Δ Nominal (Rp Miliar)	%
<b>Giro</b>	<b>3.180.687</b>	<b>1,70%</b>	<b>1.053.908</b>	<b>22,92%</b>	<b>3.154.180</b>	<b>1,66%</b>	<b>1.062.249</b>	<b>23,14%</b>	<b>(26.507)</b>	<b>-0,83%</b>	<b>8.342</b>	<b>0,79%</b>
Rupiah	2.979.078	93,66%	769.481	73,01%	2.954.127	93,66%	761.712	71,71%	(24.951)	-0,84%	(7.769)	-1,01%
Valas	201.609	6,34%	284.426	26,99%	200.053	6,34%	300.537	28,29%	(1.556)	-0,77%	16.111	5,66%
<b>Tabungan</b>	<b>180.240.375</b>	<b>96,28%</b>	<b>1.422.696</b>	<b>30,94%</b>	<b>183.168.987</b>	<b>96,36%</b>	<b>1.428.659</b>	<b>31,12%</b>	<b>2.928.612</b>	<b>1,62%</b>	<b>5.963</b>	<b>0,42%</b>
Rupiah	179.520.032	99,60%	1.299.879	91,37%	182.450.051	99,61%	1.300.837	91,05%	2.930.019	1,63%	958	0,07%
Valas	720.343	0,40%	122.817	8,63%	718.936	0,39%	127.822	8,95%	(1.407)	-0,20%	5.005	4,08%
<b>Deposit on Call</b>	<b>3.130</b>	<b>0,00%</b>	<b>49.629</b>	<b>1,08%</b>	<b>3.787</b>	<b>0,00%</b>	<b>53.525</b>	<b>1,17%</b>	<b>657</b>	<b>20,99%</b>	<b>3.896</b>	<b>7,85%</b>
Rupiah	2.834	90,54%	38.853	78,29%	3.546	93,64%	45.048	84,16%	712	25,12%	6.195	15,94%
Valas	296	9,46%	10.776	21,71%	241	6,36%	8.477	15,84%	(55)	-18,58%	(2.299)	-21,33%
<b>Deposito</b>	<b>3.788.905</b>	<b>2,02%</b>	<b>2.071.420</b>	<b>45,05%</b>	<b>3.768.940</b>	<b>1,98%</b>	<b>2.046.228</b>	<b>44,57%</b>	<b>(19.965)</b>	<b>-0,53%</b>	<b>(25.192)</b>	<b>-1,22%</b>
Rupiah	3.640.996	96,10%	1.820.407	87,88%	3.623.602	96,14%	1.794.501	87,70%	(17.394)	-0,48%	(25.906)	-1,42%
Valas	147.909	3,90%	251.013	12,12%	145.338	3,86%	251.728	12,30%	(2.571)	-1,74%	715	0,28%
<b>Sertifikat Deposito</b>	<b>28</b>	<b>0,00%</b>	<b>81</b>	<b>0,00%</b>	<b>30</b>	<b>0,00%</b>	<b>81</b>	<b>0,00%</b>	<b>2</b>	<b>7,14%</b>	<b>1</b>	<b>0,65%</b>
Rupiah	28	100,00%	81	100,00%	30	100,00%	81	100,00%	2	7,14%	1	0,65%
Valas	-	0,00%	-	0,00%	-	0,00%	-	0,00%	0	0,00%	0	0,00%
<b>Total</b>	<b>187.213.125</b>	<b>100,00%</b>	<b>4.597.733</b>	<b>100,00%</b>	<b>190.095.924</b>	<b>100,00%</b>	<b>4.590.743</b>	<b>100,00%</b>	<b>2.882.799</b>	<b>1,54%</b>	<b>(6.990)</b>	<b>-0,15%</b>
Rupiah	186.142.968	99,43%	3.928.701	85,45%	189.031.356	99,44%	3.902.179	85,00%	2.888.388	1,55%	(26.522)	-0,68%
Valas	1.070.157	0,57%	669.032	14,55%	1.064.568	0,56%	688.564	15,00%	(5.589)	-0,52%	19.532	2,92%

Keterangan: Prosentase simpanan pada masing-masing jenis simpanan merupakan prosentase terhadap total simpanan



## 2.4. Distribusi Nominal dan Rekening Dana Pihak Ketiga Berdasarkan Jenis Simpanan September 2016

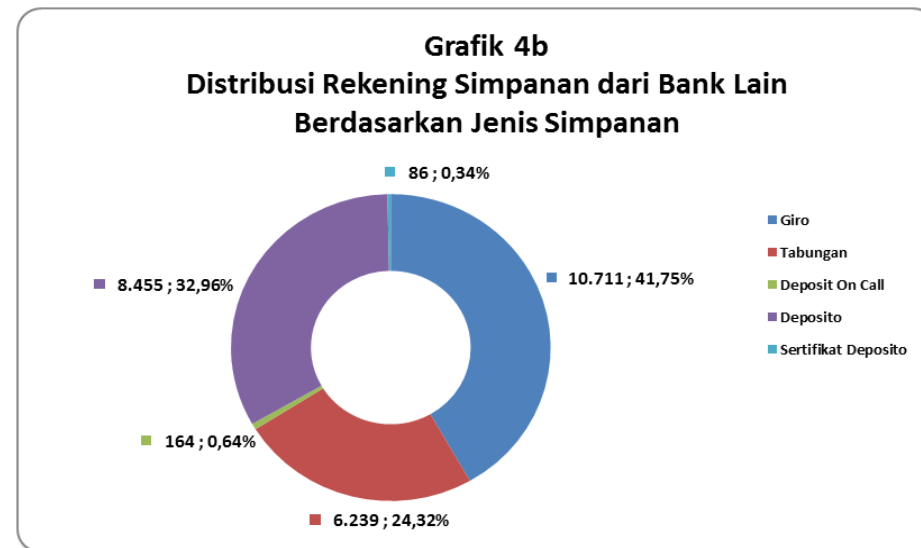
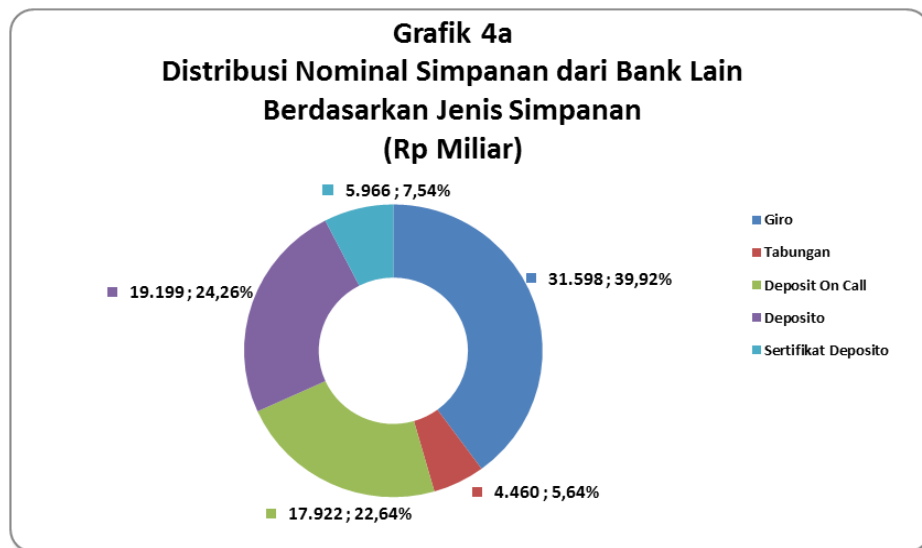


## 2.5. Simpanan Dari Bank Lain Berdasarkan Jenis Simpanan dan Valuta

Tabel 4 Simpanan Dari Bank Lain Berdasarkan Jenis Simpanan dan Valuta												
Jenis Simpanan	Agust-16				Sep-16				Δ			
	Rekening	%	Nominal (Rp Miliar)	%	Rekening	%	Nominal (Rp Miliar)	%	Δ Rekening	%	Δ Nominal (Rp Miliar)	%
<b>Giro</b>	<b>10.793</b>	<b>41,84%</b>	<b>30.062</b>	<b>37,32%</b>	<b>10.711</b>	<b>41,75%</b>	<b>31.598</b>	<b>39,92%</b>	<b>(82)</b>	<b>-0,76%</b>	<b>1.536</b>	<b>5,11%</b>
Rupiah	10.391	96,28%	22.104	73,53%	10.301	96,17%	23.757	75,19%	(90)	-0,87%	1.654	7,48%
Valas	402	3,72%	7.958	26,47%	410	3,83%	7.841	24,81%	8	1,99%	(117)	-1,48%
<b>Tabungan</b>	<b>6.234</b>	<b>24,17%</b>	<b>4.193</b>	<b>5,20%</b>	<b>6.239</b>	<b>24,32%</b>	<b>4.460</b>	<b>5,64%</b>	<b>5</b>	<b>0,08%</b>	<b>268</b>	<b>6,39%</b>
Rupiah	6.220	99,78%	4.147	98,92%	6.225	99,78%	4.453	99,83%	5	0,08%	306	7,37%
Valas	14	0,22%	45	1,08%	14	0,22%	8	0,17%	0	0,00%	(38)	-82,88%
<b>Deposit on Call</b>	<b>174</b>	<b>0,67%</b>	<b>19.495</b>	<b>24,20%</b>	<b>164</b>	<b>0,64%</b>	<b>17.922</b>	<b>22,64%</b>	<b>(10)</b>	<b>-5,75%</b>	<b>(1.574)</b>	<b>-8,07%</b>
Rupiah	174	100,00%	19.495	100,00%	163	99,39%	17.661	98,54%	(11)	-6,32%	(1.835)	-9,41%
Valas	-	0,00%	-	0,00%	1	0,61%	261	1,46%	1	-10,00%	261	-16,59%
<b>Deposito</b>	<b>8.495</b>	<b>32,93%</b>	<b>19.904</b>	<b>24,71%</b>	<b>8.455</b>	<b>32,96%</b>	<b>19.199</b>	<b>24,26%</b>	<b>(40)</b>	<b>-0,47%</b>	<b>(705)</b>	<b>-3,54%</b>
Rupiah	8.483	99,86%	18.556	93,23%	8.447	99,91%	18.540	96,57%	(36)	-0,42%	(15)	-0,08%
Valas	12	0,14%	1.348	6,77%	8	0,09%	658	3,43%	(4)	-33,33%	(689)	-51,15%
<b>Sertifikat Deposito</b>	<b>99</b>	<b>0,38%</b>	<b>6.897</b>	<b>8,56%</b>	<b>86</b>	<b>0,34%</b>	<b>5.966</b>	<b>7,54%</b>	<b>(13)</b>	<b>-0,02%</b>	<b>(932)</b>	<b>-13,51%</b>
Rupiah	99	100,00%	6.897	100,00%	86	100,00%	5.966	0,00%	(13)	0,00%	(932)	-13,51%
Valas	-	0,00%	-	0,00%	-	0,00%	-	0,00%	0	0,00%	0	0,00%
<b>Total</b>	<b>25.795</b>	<b>100,00%</b>	<b>80.551</b>	<b>100,00%</b>	<b>25.655</b>	<b>100,00%</b>	<b>79.145</b>	<b>100,00%</b>	<b>(140)</b>	<b>-0,54%</b>	<b>(1.406)</b>	<b>-1,75%</b>
Rupiah	25.367	98,34%	71.199	88,39%	25.222	98,31%	70.377	88,92%	(145)	-0,57%	(823)	-1,16%
Valas	428	1,66%	9.351	11,61%	433	1,69%	8.768	11,08%	5	1,17%	(584)	-6,24%

Keterangan: Prosentase simpanan pada masing-masing jenis simpanan merupakan prosentase terhadap total simpanan

## 2.6. Distribusi Nominal dan Rekening Simpanan dari Bank Lain Berdasarkan Jenis Simpanan Agustus 2016



### 3. DISTRIBUSI SIMPANAN BERDASARKAN SEGMENT NOMINAL SIMPANAN

#### 3.1. Total Simpanan Berdasarkan Segment Nominal dan Valuta

Tabel 5 Total Simpanan Berdasarkan Segment Nominal dan Valuta												
Nominal Simpanan	Agust-16				Sep-16				Δ			
	Rekening	%	Nominal (Rp Miliar)	%	Rekening	%	Nominal (Rp Miliar)	%	Δ Rekening	%	Δ Nominal (Rp Miliar)	%
N ≤ 100 Jt	<b>183.137.176</b>	<b>97,81%</b>	<b>672.850</b>	<b>14,38%</b>	<b>186.040.024</b>	<b>97,85%</b>	<b>672.999</b>	<b>14,41%</b>	<b>2.902.848</b>	<b>1,59%</b>	<b>149</b>	<b>0,02%</b>
Rupiah	182.366.678	99,58%	659.065	97,95%	185.271.213	99,59%	659.352	97,97%	2.904.535	1,59%	287	0,04%
Valas	770.498	0,42%	13.785	2,05%	768.811	0,41%	13.646	2,03%	(1.687)	-0,22%	(139)	-1,01%
100 Jt < N ≤ 200 Jt	<b>1.855.708</b>	<b>0,99%</b>	<b>260.581</b>	<b>5,57%</b>	<b>1.856.020</b>	<b>0,98%</b>	<b>260.570</b>	<b>5,58%</b>	<b>312</b>	<b>0,02%</b>	<b>(11)</b>	<b>0,00%</b>
Rupiah	1.751.888	94,41%	245.838	94,34%	1.752.094	94,40%	245.809	94,34%	206	0,01%	(29)	-0,01%
Valas	103.820	5,59%	14.743	5,66%	103.926	5,60%	14.761	5,66%	106	0,10%	17	0,12%
200 Jt < N ≤ 500 Jt	<b>1.252.643</b>	<b>0,67%</b>	<b>404.120</b>	<b>8,64%</b>	<b>1.246.045</b>	<b>0,66%</b>	<b>401.680</b>	<b>8,60%</b>	<b>(6.598)</b>	<b>-0,53%</b>	<b>(2.440)</b>	<b>-0,60%</b>
Rupiah	1.160.035	92,61%	374.750	92,73%	1.155.824	92,76%	373.036	92,87%	(4.211)	-0,36%	(1.714)	-0,46%
Valas	92.608	7,39%	29.370	7,27%	90.221	7,24%	28.644	7,13%	(2.387)	-2,58%	(726)	-2,47%
500 Jt < N ≤ 1 M	<b>509.278</b>	<b>0,27%</b>	<b>375.080</b>	<b>8,02%</b>	<b>503.332</b>	<b>0,26%</b>	<b>370.181</b>	<b>7,93%</b>	<b>(5.946)</b>	<b>-1,17%</b>	<b>(4.899)</b>	<b>-1,31%</b>
Rupiah	463.594	91,03%	343.179	91,50%	458.685	91,13%	339.097	91,60%	(4.909)	-1,06%	(4.083)	-1,19%
Valas	45.684	8,97%	31.900	8,50%	44.647	8,87%	31.084	8,40%	(1.037)	-2,27%	(817)	-2,56%
1 M < N ≤ 2 M	<b>253.299</b>	<b>0,14%</b>	<b>361.207</b>	<b>7,72%</b>	<b>249.210</b>	<b>0,13%</b>	<b>355.045</b>	<b>7,60%</b>	<b>(4.089)</b>	<b>-1,61%</b>	<b>(6.162)</b>	<b>-1,71%</b>
Rupiah	225.948	89,20%	323.160	89,47%	222.273	89,19%	317.572	89,45%	(3.675)	-1,63%	(5.588)	-1,73%
Valas	27.351	10,80%	38.047	10,53%	26.937	10,81%	37.473	10,55%	(414)	-1,51%	(574)	-1,51%
2 M < N ≤ 5 M	<b>149.987</b>	<b>0,08%</b>	<b>467.701</b>	<b>10,00%</b>	<b>147.003</b>	<b>0,08%</b>	<b>458.106</b>	<b>9,81%</b>	<b>(2.984)</b>	<b>-1,99%</b>	<b>(9.595)</b>	<b>-2,05%</b>
Rupiah	133.814	89,22%	417.702	89,31%	131.155	89,22%	409.069	89,30%	(2.659)	-1,99%	(8.633)	-2,07%
Valas	16.173	10,78%	49.999	10,69%	15.848	10,78%	49.037	10,70%	(325)	-2,01%	(962)	-1,92%
N > 5 M	<b>80.829</b>	<b>0,04%</b>	<b>2.136.745</b>	<b>45,67%</b>	<b>79.945</b>	<b>0,04%</b>	<b>2.151.307</b>	<b>46,07%</b>	<b>(884)</b>	<b>-1,09%</b>	<b>14.562</b>	<b>0,68%</b>
Rupiah	66.378	82,12%	1.636.207	76,57%	65.334	81,72%	1.628.620	75,70%	(1.044)	-1,57%	(7.587)	-0,46%
Valas	14.451	17,88%	500.538	23,43%	14.611	18,28%	522.687	24,30%	160	1,11%	22.149	4,43%
Total	<b>187.238.920</b>	<b>100,00%</b>	<b>4.678.284</b>	<b>100,00%</b>	<b>190.121.579</b>	<b>100,00%</b>	<b>4.669.888</b>	<b>100,00%</b>	<b>2.882.659</b>	<b>1,54%</b>	<b>(8.396)</b>	<b>-0,18%</b>
Rupiah	186.168.335	99,43%	3.999.901	85,50%	189.056.578	99,44%	3.972.556	85,07%	2.888.243	1,55%	(27.345)	-0,68%
Valas	1.070.585	0,57%	678.383	14,50%	1.065.001	0,56%	697.332	14,93%	(5.584)	-0,52%	18.949	2,79%

Keterangan: Prosentase simpanan pada masing-masing segment nominal simpanan merupakan prosentase terhadap total simpanan

### 3.2. Dana Pihak Ketiga Berdasarkan Segmen Nominal dan Valuta

Tabel 6												
DPK Berdasarkan Segmen Nominal dan Valuta												
Nominal Simpanan	Agust-16				Sep-16				Δ			
	Rekening	%	Nominal (Rp Miliar)	%	Rekening	%	Nominal (Rp Miliar)	%	Δ Rekening	%	Δ Nominal (Rp Miliar)	%
<b>N ≤ 100 Jt</b>	<b>183.126.141</b>	<b>97,82%</b>	<b>672.562</b>	<b>14,63%</b>	<b>186.029.148</b>	<b>97,86%</b>	<b>672.661</b>	<b>14,65%</b>	<b>2.903.007</b>	<b>1,59%</b>	<b>99</b>	<b>0,01%</b>
Rupiah	182.355.767	99,58%	658.779	97,95%	185.260.467	99,59%	659.017	97,97%	2.904.700	1,59%	238	0,04%
Valas	770.374	0,42%	13.783	2,05%	768.681	0,41%	13.644	2,03%	(1.693)	-0,22%	(139)	-1,01%
<b>100 Jt &lt; N ≤ 200 Jt</b>	<b>1.853.021</b>	<b>0,99%</b>	<b>260.185</b>	<b>5,66%</b>	<b>1.853.369</b>	<b>0,97%</b>	<b>260.180</b>	<b>5,67%</b>	<b>348</b>	<b>0,02%</b>	<b>(5)</b>	<b>0,00%</b>
Rupiah	1.749.233	94,40%	245.446	94,34%	1.749.476	94,39%	245.424	94,33%	243	0,01%	(22)	-0,01%
Valas	103.788	5,60%	14.739	5,66%	103.893	5,61%	14.756	5,67%	105	0,10%	17	0,12%
<b>200 Jt &lt; N ≤ 500 Jt</b>	<b>1.248.633</b>	<b>0,67%</b>	<b>402.684</b>	<b>8,76%</b>	<b>1.242.021</b>	<b>0,65%</b>	<b>400.234</b>	<b>8,72%</b>	<b>(6.612)</b>	<b>-0,53%</b>	<b>(2.449)</b>	<b>-0,61%</b>
Rupiah	1.156.056	92,59%	373.324	92,71%	1.151.832	92,74%	371.601	92,85%	(4.224)	-0,37%	(1.723)	-0,46%
Valas	92.577	7,41%	29.359	7,29%	90.189	7,26%	28.633	7,15%	(2.388)	-2,58%	(726)	-2,47%
<b>500 Jt &lt; N ≤ 1 M</b>	<b>506.043</b>	<b>0,27%</b>	<b>372.411</b>	<b>8,10%</b>	<b>500.124</b>	<b>0,26%</b>	<b>367.531</b>	<b>8,01%</b>	<b>(5.919)</b>	<b>-1,17%</b>	<b>(4.880)</b>	<b>-1,31%</b>
Rupiah	460.389	90,98%	340.532	91,44%	455.498	91,08%	336.463	91,55%	(4.891)	-1,06%	(4.069)	-1,19%
Valas	45.654	9,02%	31.879	8,56%	44.626	8,92%	31.069	8,45%	(1.028)	-2,25%	(810)	-2,54%
<b>1 M &lt; N ≤ 2 M</b>	<b>251.379</b>	<b>0,13%</b>	<b>358.250</b>	<b>7,79%</b>	<b>247.185</b>	<b>0,13%</b>	<b>351.969</b>	<b>7,67%</b>	<b>(4.194)</b>	<b>-1,67%</b>	<b>(6.281)</b>	<b>-1,75%</b>
Rupiah	224.061	89,13%	320.249	89,39%	220.284	89,12%	314.545	89,37%	(3.777)	-1,69%	(5.704)	-1,78%
Valas	27.318	10,87%	38.002	10,61%	26.901	10,88%	37.424	10,63%	(417)	-1,53%	(578)	-1,52%
<b>2 M &lt; N ≤ 5 M</b>	<b>148.480</b>	<b>0,08%</b>	<b>462.614</b>	<b>10,06%</b>	<b>145.495</b>	<b>0,08%</b>	<b>452.989</b>	<b>9,87%</b>	<b>(2.985)</b>	<b>-2,01%</b>	<b>(9.625)</b>	<b>-2,08%</b>
Rupiah	132.338	89,13%	412.712	89,21%	129.680	89,13%	404.056	89,20%	(2.658)	-2,01%	(8.656)	-2,10%
Valas	16.142	10,87%	49.902	10,79%	15.815	10,87%	48.933	10,80%	(327)	-2,03%	(969)	-1,94%
<b>N &gt; 5 M</b>	<b>79.428</b>	<b>0,04%</b>	<b>2.069.028</b>	<b>45,00%</b>	<b>78.582</b>	<b>0,04%</b>	<b>2.085.178</b>	<b>45,42%</b>	<b>(846)</b>	<b>-1,07%</b>	<b>16.150</b>	<b>0,78%</b>
Rupiah	65.124	81,99%	1.577.659	76,25%	64.119	81,60%	1.571.073	75,34%	(1.005)	-1,54%	(6.586)	-0,42%
Valas	14.304	18,01%	491.369	23,75%	14.463	18,40%	514.106	24,66%	159	1,11%	22.737	4,63%
<b>Total</b>	<b>187.213.125</b>	<b>100,00%</b>	<b>4.597.733</b>	<b>100,00%</b>	<b>190.095.924</b>	<b>100,00%</b>	<b>4.590.743</b>	<b>100,00%</b>	<b>2.882.799</b>	<b>1,54%</b>	<b>(6.990)</b>	<b>-0,15%</b>
Rupiah	186.142.968	99,43%	3.928.701	85,45%	189.031.356	99,44%	3.902.179	85,00%	2.888.388	1,55%	(26.522)	-0,68%
Valas	1.070.157	0,57%	669.032	14,55%	1.064.568	0,56%	688.564	15,00%	(5.589)	-0,52%	19.532	2,92%

Keterangan: Prosentase simpanan pada masing-masing segmen nominal simpanan merupakan prosentase terhadap total simpanan

### 3.3. Simpanan dari Bank Lain Berdasarkan Segmen Nominal dan Valuta

Tabel 7 Simpanan Dari Bank Lain Berdasarkan Segmen Nominal dan Valuta												
Nominal Simpanan	Agust-16				Sep-16				Δ			
	Rekening	%	Nominal (Rp Miliar)	%	Rekening	%	Nominal (Rp Miliar)	%	Δ Rekening	%	Δ Nominal (Rp Miliar)	%
<b>N ≤ 100 Jt</b>	<b>11.035</b>	<b>42,78%</b>	<b>288</b>	<b>0,36%</b>	<b>10.876</b>	<b>42,39%</b>	<b>338</b>	<b>0,43%</b>	<b>(159)</b>	<b>-1,44%</b>	<b>50</b>	<b>17,20%</b>
Rupiah	10.911	98,88%	286	99,13%	10.746	98,80%	336	99,30%	(165)	-1,51%	50	17,40%
Valas	124	1,12%	3	0,87%	130	1,20%	2	0,70%	6	4,84%	(0)	-5,09%
<b>100 Jt &lt; N ≤ 200 Jt</b>	<b>2.687</b>	<b>10,42%</b>	<b>396</b>	<b>0,49%</b>	<b>2.651</b>	<b>10,33%</b>	<b>390</b>	<b>0,49%</b>	<b>(36)</b>	<b>-1,34%</b>	<b>(7)</b>	<b>-1,67%</b>
Rupiah	2.655	98,81%	392	98,79%	2.618	98,76%	385	98,75%	(37)	-1,39%	(7)	-1,71%
Valas	32	1,19%	5	1,21%	33	1,24%	5	1,25%	1	3,13%	0	1,18%
<b>200 Jt &lt; N ≤ 500 Jt</b>	<b>4.010</b>	<b>15,55%</b>	<b>1.436</b>	<b>1,78%</b>	<b>4.024</b>	<b>15,69%</b>	<b>1.446</b>	<b>1,83%</b>	<b>14</b>	<b>0,35%</b>	<b>10</b>	<b>0,67%</b>
Rupiah	3.979	99,23%	1.426	99,25%	3.992	99,20%	1.435	99,22%	13	0,33%	9	0,63%
Valas	31	0,77%	11	0,75%	32	0,80%	11	0,78%	1	3,23%	1	5,33%
<b>500 Jt &lt; N ≤ 1 M</b>	<b>3.235</b>	<b>12,54%</b>	<b>2.669</b>	<b>3,31%</b>	<b>3.208</b>	<b>12,50%</b>	<b>2.649</b>	<b>3,35%</b>	<b>(27)</b>	<b>-0,83%</b>	<b>(20)</b>	<b>-0,75%</b>
Rupiah	3.205	99,07%	2.647	99,19%	3.187	99,35%	2.634	99,42%	(18)	-0,56%	(14)	-0,51%
Valas	30	0,93%	22	0,81%	21	0,65%	15	0,58%	(9)	-30,00%	(6)	-29,00%
<b>1 M &lt; N ≤ 2 M</b>	<b>1.920</b>	<b>7,44%</b>	<b>2.956</b>	<b>3,67%</b>	<b>2.025</b>	<b>7,89%</b>	<b>3.075</b>	<b>3,89%</b>	<b>105</b>	<b>5,47%</b>	<b>119</b>	<b>4,04%</b>
Rupiah	1.887	98,28%	2.911	98,48%	1.989	98,22%	3.027	98,42%	102	5,41%	116	3,98%
Valas	33	1,72%	45	1,52%	36	1,78%	48	1,58%	3	9,09%	3	7,76%
<b>2 M &lt; N ≤ 5 M</b>	<b>1.507</b>	<b>5,84%</b>	<b>5.087</b>	<b>6,32%</b>	<b>1.508</b>	<b>5,88%</b>	<b>5.117</b>	<b>6,47%</b>	<b>1</b>	<b>0,07%</b>	<b>30</b>	<b>0,59%</b>
Rupiah	1.476	97,94%	4.990	98,08%	1.475	97,81%	5.013	97,96%	(1)	-0,07%	23	0,46%
Valas	31	2,06%	97	1,92%	33	2,19%	104	2,04%	2	6,45%	7	6,98%
<b>N &gt; 5 M</b>	<b>1.401</b>	<b>5,43%</b>	<b>67.717</b>	<b>84,07%</b>	<b>1.363</b>	<b>5,31%</b>	<b>66.129</b>	<b>83,55%</b>	<b>(38)</b>	<b>-2,71%</b>	<b>(1.588)</b>	<b>-2,35%</b>
Rupiah	1.254	89,51%	58.548	86,46%	1.215	89,14%	57.548	87,02%	(39)	-3,11%	(1.000)	-1,71%
Valas	147	10,49%	9.169	13,54%	148	10,86%	8.581	12,98%	1	0,68%	(588)	-6,41%
<b>Total</b>	<b>25.795</b>	<b>100,00%</b>	<b>80.551</b>	<b>100,00%</b>	<b>25.655</b>	<b>100,00%</b>	<b>79.145</b>	<b>100,00%</b>	<b>(140)</b>	<b>-0,54%</b>	<b>(1.406)</b>	<b>-1,75%</b>
Rupiah	25.367	98,34%	71.199	88,39%	25.222	98,31%	70.377	88,92%	(145)	-0,57%	(823)	-1,16%
Valas	428	1,66%	9.351	11,61%	433	1,69%	8.768	11,08%	5	1,17%	(584)	-6,24%

Keterangan: Prosentase simpanan pada masing-masing segmen nominal simpanan merupakan prosentase terhadap total simpanan

## 4. DISTRIBUSI SIMPANAN BERDASARKAN BESARAN NILAI SIMPANAN DAN VALUTA

### 4.1. Total Simpanan Berdasarkan Besaran Nilai Simpanan dan Valuta

Tabel 8												
Total Simpanan Berdasarkan Besaran Nilai Simpanan dan Valuta												
Nominal Simpanan	Agust-16				Sep-16				Δ			
	Rekening	%	Nominal (Rp Miliar)	%	Rekening	%	Nominal (Rp Miliar)	%	Δ Rekening	%	Δ Nominal (Rp Miliar)	%
<b>N ≤ 2 M</b>	<b>187.008.104</b>	<b>99,88%</b>	<b>2.073.838</b>	<b>44,33%</b>	<b>189.894.631</b>	<b>99,88%</b>	<b>2.060.474</b>	<b>44,12%</b>	<b>2.886.527</b>	<b>1,54%</b>	<b>(13.364)</b>	<b>-0,64%</b>
Rupiah	185.968.143	99,44%	1.945.992	93,84%	188.860.089	99,46%	1.934.866	93,90%	2.891.946	1,56%	(11.126)	-0,57%
Valas	1.039.961	0,56%	127.846	6,16%	1.034.542	0,54%	125.608	6,10%	(5.419)	-0,52%	(2.238)	-1,75%
<b>N &gt; 2 M</b>	<b>230.816</b>	<b>0,12%</b>	<b>2.604.446</b>	<b>55,67%</b>	<b>226.948</b>	<b>0,12%</b>	<b>2.609.414</b>	<b>55,88%</b>	<b>(3.868)</b>	<b>-1,68%</b>	<b>4.968</b>	<b>0,19%</b>
Rupiah	200.192	86,73%	2.053.909	78,86%	196.489	86,58%	2.037.689	78,09%	(3.703)	-1,85%	(16.219)	-0,79%
Valas	30.624	13,27%	550.537	21,14%	30.459	13,42%	571.724	21,91%	(165)	-0,54%	21.187	3,85%
<b>Total</b>	<b>187.238.920</b>	<b>100,00%</b>	<b>4.678.284</b>	<b>100,00%</b>	<b>190.121.579</b>	<b>100,00%</b>	<b>4.669.888</b>	<b>100,00%</b>	<b>2.882.659</b>	<b>1,54%</b>	<b>(8.396)</b>	<b>-0,18%</b>
Rupiah	186.168.335	99,43%	3.999.900	85,50%	189.056.578	99,44%	3.972.556	85,07%	2.888.243	1,55%	(27.344)	-0,68%
Valas	1.070.585	0,57%	678.383	14,50%	1.065.001	0,56%	697.332	14,93%	(5.584)	-0,52%	18.949	2,79%

Keterangan: Prosentase simpanan pada masing-masing segmen nominal simpanan meruakan prosentase terhadap total simpanan

#### 4.2. Dana Pihak Ketiga Berdasarkan Besaran Nilai Simpanan dan Valuta

Tabel 9												
DPK Berdasarkan Besaran Nilai Simpanan dan Valuta												
Nominal Simpanan	Agust-16				Sep-16				Δ			
	Rekening	%	Nominal (Rp Miliar)	%	Rekening	%	Nominal (Rp Miliar)	%	Δ Rekening	%	Δ Nominal (Rp Miliar)	%
<b>N ≤ 2 M</b>	<b>186.985.217</b>	<b>99,88%</b>	<b>2.066.091</b>	<b>44,94%</b>	<b>189.871.847</b>	<b>99,88%</b>	<b>2.052.575</b>	<b>44,71%</b>	<b>2.886.630</b>	<b>1,54%</b>	<b>(13.516)</b>	<b>-0,65%</b>
Rupiah	185.945.506	99,44%	1.938.330	93,82%	188.837.557	99,46%	1.927.050	93,88%	2.892.051	1,56%	(11.280)	-0,58%
Valas	1.039.711	0,56%	127.761	6,18%	1.034.290	0,54%	125.525	6,12%	(5.421)	-0,52%	(2.236)	-1,75%
<b>N &gt; 2 M</b>	<b>227.908</b>	<b>0,12%</b>	<b>2.531.642</b>	<b>55,06%</b>	<b>224.077</b>	<b>0,12%</b>	<b>2.538.168</b>	<b>55,29%</b>	<b>(3.831)</b>	<b>-1,68%</b>	<b>6.526</b>	<b>0,26%</b>
Rupiah	197.462	86,64%	1.990.371	78,62%	193.799	86,49%	1.975.129	77,82%	(3.663)	-1,86%	(15.242)	-0,77%
Valas	30.446	13,36%	541.271	21,38%	30.278	13,51%	563.039	22,18%	(168)	-0,55%	21.768	4,02%
<b>Total</b>	<b>187.213.125</b>	<b>100,00%</b>	<b>4.597.733</b>	<b>100,00%</b>	<b>190.095.924</b>	<b>100,00%</b>	<b>4.590.743</b>	<b>100,00%</b>	<b>2.882.799</b>	<b>1,54%</b>	<b>(6.990)</b>	<b>-0,15%</b>
Rupiah	186.142.968	99,43%	3.928.701	85,45%	189.031.356	99,44%	3.902.179	85,00%	2.888.388	1,55%	(26.522)	-0,68%
Valas	1.070.157	0,57%	669.032	14,55%	1.064.568	0,56%	688.564	15,00%	(5.589)	-0,52%	19.532	2,92%

Keterangan: Prosentase simpanan pada masing-masing segmen nominal simpanan merupakan prosentase terhadap total simpanan



### 4.3. Dana Pihak Ketiga Berdasarkan Besaran Nilai Simpanan dan Valuta

Tabel 10												
Simpanan Dari Bank Lain Berdasarkan Besaran Nilai Simpanan dan Valuta												
Nominal Simpanan	Agust-16				Sep-16				Δ			
	Rekening	%	Nominal (Rp Miliar)	%	Rekening	%	Nominal (Rp Miliar)	%	Δ Rekening	%	Δ Nominal (Rp Miliar)	%
<b>N ≤ 2 M</b>	<b>22.887</b>	<b>88,73%</b>	<b>7.746</b>	<b>9,62%</b>	<b>22.784</b>	<b>88,81%</b>	<b>7.898</b>	<b>9,98%</b>	<b>(103)</b>	<b>-0,45%</b>	<b>152</b>	<b>1,96%</b>
Rupiah	22.637	98,91%	7.662	98,91%	22.532	98,89%	7.816	98,96%	(105)	-0,46%	154	2,01%
Valas	250	1,09%	85	1,09%	252	1,11%	82	1,04%	2	0,80%	(2)	-2,70%
<b>N &gt; 2 M</b>	<b>2.908</b>	<b>11,27%</b>	<b>72.804</b>	<b>90,38%</b>	<b>2.871</b>	<b>11,19%</b>	<b>71.246</b>	<b>90,02%</b>	<b>(37)</b>	<b>-1,27%</b>	<b>(1.558)</b>	<b>-2,14%</b>
Rupiah	2.730	93,88%	63.538	87,27%	2.690	93,70%	62.561	87,81%	(40)	-1,47%	(977)	-1,54%
Valas	178	6,12%	9.267	12,73%	181	6,30%	8.685	12,19%	3	1,69%	(581)	-6,27%
<b>Total</b>	<b>25.795</b>	<b>100,00%</b>	<b>80.551</b>	<b>100,00%</b>	<b>25.655</b>	<b>100,00%</b>	<b>79.145</b>	<b>100,00%</b>	<b>(140)</b>	<b>-0,54%</b>	<b>(1.406)</b>	<b>-1,75%</b>
Rupiah	25.367	98,34%	71.199	88,39%	25.222	98,31%	70.377	88,92%	(145)	-0,57%	(823)	-1,16%
Valas	428	1,66%	9.351	11,61%	433	1,69%	8.768	11,08%	5	1,17%	(584)	-6,24%

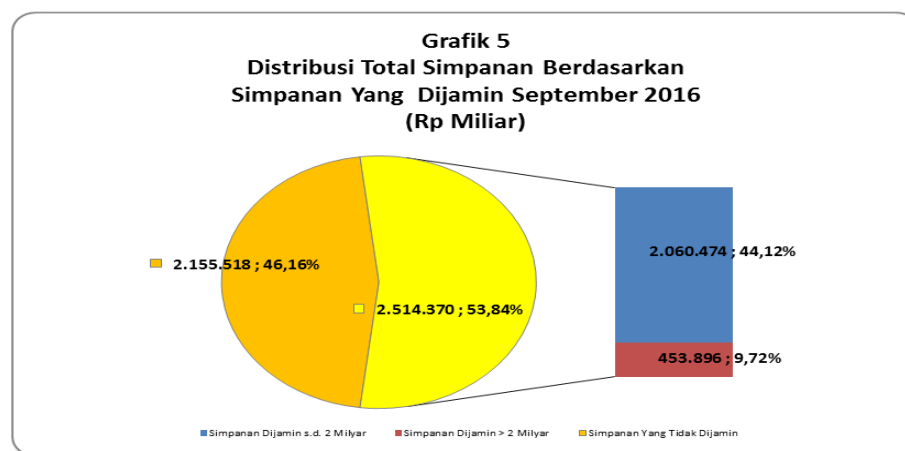
Keterangan: Prosentase simpanan pada masing-masing segmen nominal simpanan merupakan prosentase terhadap total simpanan

## 5. DISTRIBUSI DANA PIHAK KETIGA DAN SIMPANAN DARI BANK LAIN YANG DIJAMIN

### 5.1. Total Simpanan dan Distribusi Total Simpanan Berdasarkan Simpanan yang Dijamin dan Valuta

Tabel 11 Total Simpanan Berdasarkan Simpanan Yang Dijamin dan Valuta												
Nominal Simpanan	Agust-16				Sep-16				Δ			
	Rekening	%	Nominal (Rp Miliar)	%	Rekening	%	Nominal (Rp Miliar)	%	Δ Rekening	%	Δ Nominal (Rp Miliar)	%
<b>N ≤ 2 M</b>	<b>187.008.104</b>	<b>99,88%</b>	<b>2.073.838</b>	<b>81,79%</b>	<b>189.894.631</b>	<b>99,88%</b>	<b>2.060.474</b>	<b>81,95%</b>	<b>2.886.527</b>	<b>1,54%</b>	<b>(13.364)</b>	<b>-0,64%</b>
Rupiah	185.968.143	99,44%	1.945.992	93,84%	188.860.089	99,46%	1.934.866	93,90%	2.891.946	1,56%	(11.126)	-0,57%
Valas	1.039.961	0,56%	127.846	6,16%	1.034.542	0,54%	125.608	6,10%	(5.419)	-0,52%	(2.238)	-1,75%
<b>N &gt; 2 M</b>	<b>230.816</b>	<b>0,12%</b>	<b>461.632</b>	<b>18,21%</b>	<b>226.948</b>	<b>0,12%</b>	<b>453.896</b>	<b>18,05%</b>	<b>(3.868)</b>	<b>-1,68%</b>	<b>(7.736)</b>	<b>-1,68%</b>
Rupiah	200.192	86,73%	400.384	86,73%	196.489	86,58%	392.978	86,58%	(3.703)	-1,85%	(7.406)	-1,85%
Valas	30.624	13,27%	61.248	13,27%	30.459	13,42%	60.918	13,42%	(165)	-0,54%	(330)	-0,54%
<b>Total</b>	<b>187.238.920</b>	<b>100,00%</b>	<b>2.535.470</b>	<b>100,00%</b>	<b>190.121.579</b>	<b>100,00%</b>	<b>2.514.370</b>	<b>100,00%</b>	<b>2.882.659</b>	<b>1,54%</b>	<b>(21.100)</b>	<b>-0,83%</b>
Rupiah	186.168.335	99,43%	2.346.376	92,54%	189.056.578	99,44%	2.327.844	92,58%	2.888.243	1,55%	(18.532)	-0,79%
Valas	1.070.585	0,57%	189.094	7,46%	1.065.001	0,56%	186.526	7,42%	(5.584)	-0,52%	(2.568)	-1,36%

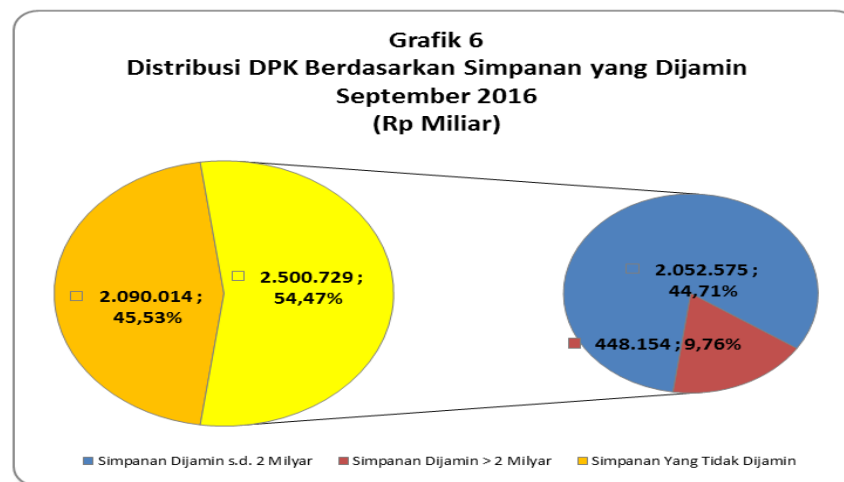
Keterangan: Prosentase simpanan pada masing-masing segmen nominal simpanan merupakan prosentase terhadap total simpanan



## 5.2. Dana Pihak Ketiga Berdasarkan Simpanan yang Dijamin dan Valuta

Tabel 12												
DPK berdasarkan Simpanan yang Dijamin dan Valuta												
Nominal Simpanan	Agust-16				Sep-16				Δ			
	Rekening	%	Nominal (Rp Miliar)	%	Rekening	%	Nominal (Rp Miliar)	%	Δ Rekening	%	Δ Nominal (Rp Miliar)	%
<b>N ≤ 2 M</b>	<b>186.985.217</b>	<b>99,88%</b>	<b>2.066.091</b>	<b>81,93%</b>	<b>189.871.847</b>	<b>99,88%</b>	<b>2.052.575</b>	<b>82,08%</b>	<b>2.886.630</b>	<b>1,54%</b>	<b>(13.516)</b>	<b>-0,65%</b>
Rupiah	185.945.506	99,44%	1.938.330	93,82%	188.837.557	99,46%	1.927.050	93,88%	2.892.051	1,56%	(11.280)	-0,58%
Valas	1.039.711	0,56%	127.761	6,18%	1.034.290	0,54%	125.525	6,12%	(5.421)	-0,52%	(2.236)	-1,75%
<b>N &gt; 2 M</b>	<b>227.908</b>	<b>0,12%</b>	<b>455.816</b>	<b>18,07%</b>	<b>224.077</b>	<b>0,12%</b>	<b>448.154</b>	<b>17,92%</b>	<b>(3.831)</b>	<b>-1,68%</b>	<b>(7.662)</b>	<b>-1,68%</b>
Rupiah	197.462	86,64%	394.924	86,64%	193.799	86,49%	387.598	86,49%	(3.663)	-1,86%	(7.326)	-1,86%
Valas	30.446	13,36%	60.892	13,36%	30.278	13,51%	60.556	13,51%	(168)	-0,55%	(336)	-0,55%
<b>Total</b>	<b>187.213.125</b>	<b>100,00%</b>	<b>2.521.907</b>	<b>100,00%</b>	<b>190.095.924</b>	<b>100,00%</b>	<b>2.500.729</b>	<b>100,00%</b>	<b>2.882.799</b>	<b>1,54%</b>	<b>(21.178)</b>	<b>-0,84%</b>
Rupiah	186.142.968	99,43%	2.333.254	92,52%	189.031.356	99,44%	2.314.648	92,56%	2.888.388	1,55%	(18.606)	-0,80%
Valas	1.070.157	0,57%	188.653	7,48%	1.064.568	0,56%	186.081	7,44%	(5.589)	-0,52%	(2.572)	-1,36%

Keterangan: Prosentase simpanan pada masing-masing segmen nominal simpanan merupakan prosentase terhadap total simpanan



### 5.3. Simpanan dari Bank Lain Berdasarkan Simpanan yang Dijamin dan Valuta

Tabel 13 Simpanan Dari Bank Lain Berdasarkan Simpanan Yang Dijamin dan Valuta												
Nominal Simpanan	Agust-16				Sep-16				Δ			
	Rekening	%	Nominal (Rp Miliar)	%	Rekening	%	Nominal (Rp Miliar)	%	Δ Rekening	%	Δ Nominal (Rp Miliar)	%
<b>N ≤ 2 M</b>	<b>22.887</b>	<b>88,73%</b>	<b>7.746</b>	<b>57,12%</b>	<b>22.784</b>	<b>88,81%</b>	<b>7.898</b>	<b>57,91%</b>	<b>(103)</b>	<b>-0,45%</b>	<b>152</b>	<b>1,96%</b>
Rupiah	22.637	98,91%	7.662	98,91%	22.532	98,89%	7.816	98,96%	(105)	-0,46%	154	2,01%
Valas	250	1,09%	85	1,09%	252	1,11%	82	1,04%	2	0,80%	(2)	-2,70%
<b>N &gt; 2 M</b>	<b>2.908</b>	<b>11,27%</b>	<b>5.816</b>	<b>42,88%</b>	<b>2.871</b>	<b>11,19%</b>	<b>5.742</b>	<b>42,10%</b>	<b>(37)</b>	<b>-1,27%</b>	<b>(74)</b>	<b>-1,27%</b>
Rupiah	2.730	93,88%	5.460	93,88%	2.690	93,70%	5.380	93,70%	(40)	-1,47%	(80)	-1,47%
Valas	178	6,12%	356	6,12%	181	6,30%	362	6,30%	3	1,69%	6	1,69%
<b>Total</b>	<b>25.795</b>	<b>100,00%</b>	<b>13.562</b>	<b>100,00%</b>	<b>25.655</b>	<b>100,00%</b>	<b>13.640</b>	<b>100,00%</b>	<b>(140)</b>	<b>-0,54%</b>	<b>78</b>	<b>0,57%</b>
Rupiah	25.367	98,34%	13.122	96,75%	25.222	98,31%	13.196	96,74%	(145)	-0,57%	74	0,57%
Valas	428	1,66%	441	3,25%	433	1,69%	444	3,26%	5	1,17%	4	0,84%

Keterangan: Prosentase simpanan pada masing-masing segmen nominal simpanan merupakan prosentase terhadap total simpanan

