


Distribusi Simpanan Bank Umum

Periode November 2019



KATA PENGANTAR

Distribusi Simpanan Bank Umum merupakan media informasi yang menyajikan data mengenai simpanan Bank Umum yang diterbitkan setiap bulan oleh Lembaga Penjamin Simpanan untuk memberikan informasi perkembangan simpanan perbankan khususnya Bank Umum.

Sehubungan dengan kebutuhan penyajian informasi data simpanan yang lebih mudah dipahami (*user friendly*), mulai bulan Januari 2018 LPS menyajikan Distribusi Simpanan Bank Umum dengan menggunakan format baru tanpa mengurangi esensi pada format sebelumnya.

Selanjutnya dalam rangka mempertimbangkan kebutuhan pembaca pada penggunaan Distribusi Simpanan Bank Umum, kami menerima masukan (saran dan kritik) terhadap format baru Distribusi Simpanan Bank Umum yang dapat disampaikan melalui *email* Group Penanganan Premi Penjaminan LPS yaitu humas@lps.go.id.

DAFTAR ISI

Keterangan	4
1. Total Simpanan dan Jumlah Rekening	5
1.1. Total Simpanan dan Jumlah Rekening Pada Bank Umum	5
1.2. Pertumbuhan Total Simpanan dan Jumlah Rekening (MoM)	5
1.3. Pertumbuhan Simpanan dan Jumlah Rekening (YoY)	6
2. Distribusi Total Simpanan Dan Jumlah Rekening	7
2.1. Total Simpanan dan Jumlah Rekening Berdasarkan Jenis Simpanan	7
2.1.1. Distribusi Total Simpanan dan Jumlah Rekening Berdasarkan Jenis Simpanan	7
2.2. Total Simpanan dan Jumlah Rekening Berdasarkan Kepemilikan Simpanan	8
2.3. Total Simpanan dan Jumlah Rekening Berdasarkan Jenis Usaha	8
2.4. Total Simpanan dan Jumlah Rekening Berdasarkan Tiering Nominal dan Simpanan Yang Dijamin	9
2.4.1. Distribusi Jumlah Rekening Berdasarkan Rekening yang Dijamin	10
2.4.2. Distribusi Total Simpanan Berdasarkan Simpanan yang Dijamin	10
2.5. Total Simpanan dan Jumlah Rekening Berdasarkan Kepemilikan Bank	11
2.6. Total Simpanan dan Jumlah Rekening Berdasarkan Valuta	11
Lampiran	12
1. Lampiran 1: Pertumbuhan Simpanan dan Jumlah Rekening Selama 5 Tahun (YoY)	12
2. Lampiran 2: Total Simpanan dan Jumlah Rekening Berdasarkan Kepemilikan Simpanan, Jenis Simpanan dan Valuta	13
3. Lampiran 3: Total Simpanan dan Jumlah Rekening Berdasarkan Kepemilikan Simpanan, Tiering Nominal dan Valuta	14
4. Lampiran 4: Total Simpanan dan Jumlah Rekening Berdasarkan Kepemilikan Simpanan, Besaran Nilai Simpanan dan Valuta	15
5. Lampiran 5: Total Simpanan dan Jumlah Rekening Yang Dijamin Berdasarkan Kepemilikan Simpanan, Simpanan yang Dijamin dan Valuta	16
6. Lampiran 6: Total Simpanan dan Jumlah Rekening Berdasarkan Propinsi	17

DAFTAR TABEL

Tabel 1	Total Simpanan dan Jumlah Rekening Pada Bank Umum	5
Tabel 2	Total Simpanan dan Jumlah Rekening Berdasarkan Jenis Simpanan	7
Tabel 3	Total Simpanan dan Jumlah Rekening Berdasarkan Kepemilikan Simpanan	8
Tabel 4	Total Simpanan dan Jumlah Rekening Berdasarkan Jenis Usaha	8
Tabel 5	Total Simpanan dan Jumlah Rekening Berdasarkan Tiering Nominal dan Simpanan Yang Dijamin	9
Tabel 6	Distribusi Jumlah Rekening Berdasarkan Rekening yang Dijamin	10
Tabel 7	Distribusi Total Simpanan Berdasarkan Simpanan yang Dijamin	10
Tabel 8	Total Simpanan dan Jumlah Rekening Berdasarkan Kepemilikan Bank	11
Tabel 9	Total Simpanan dan Jumlah Rekening Berdasarkan Valuta	11

DAFTAR GAMBAR

Gambar 1a	Pertumbuhan Total Simpanan dan Jumlah Rekening (MoM)	5
Gambar 1b	Pertumbuhan Simpanan dan Jumlah Rekening (YoY)	6
Gambar 2a	Distribusi Total Simpanan Berdasarkan Jenis Simpanan	7
Gambar 2b	Distribusi Jumlah Rekening Berdasarkan Jenis Simpanan	7
Gambar 2c	Distribusi Jumlah Rekening Berdasarkan Rekening yang Dijamin	10
Gambar 2d	Distribusi Total Simpanan Berdasarkan Simpanan yang Dijamin	10

KETERANGAN

Sumber Data

Laporan Posisi Simpanan yang disampaikan oleh 111 bank umum kepada Lembaga Penjamin Simpanan yang terdiri dari 97 Bank Umum Konvensional dan 14 Bank Umum Syariah.

Definisi

1. Simpanan meliputi dana pihak ketiga dan simpanan dari bank lain.
2. Simpanan Yang Dijamin meliputi:
 - a. seluruh simpanan dengan nominal sampai dengan Rp2 miliar;
 - b. porsi simpanan yang dijamin (Rp2 miliar) dari seluruh simpanan dengan nominal di atas Rp2 miliar.
3. Besaran Nilai Simpanan Yang Dijamin adalah Rp2 miliar per nasabah per bank sebagaimana diatur dalam Peraturan Pemerintah No. 66 Tahun 2008.

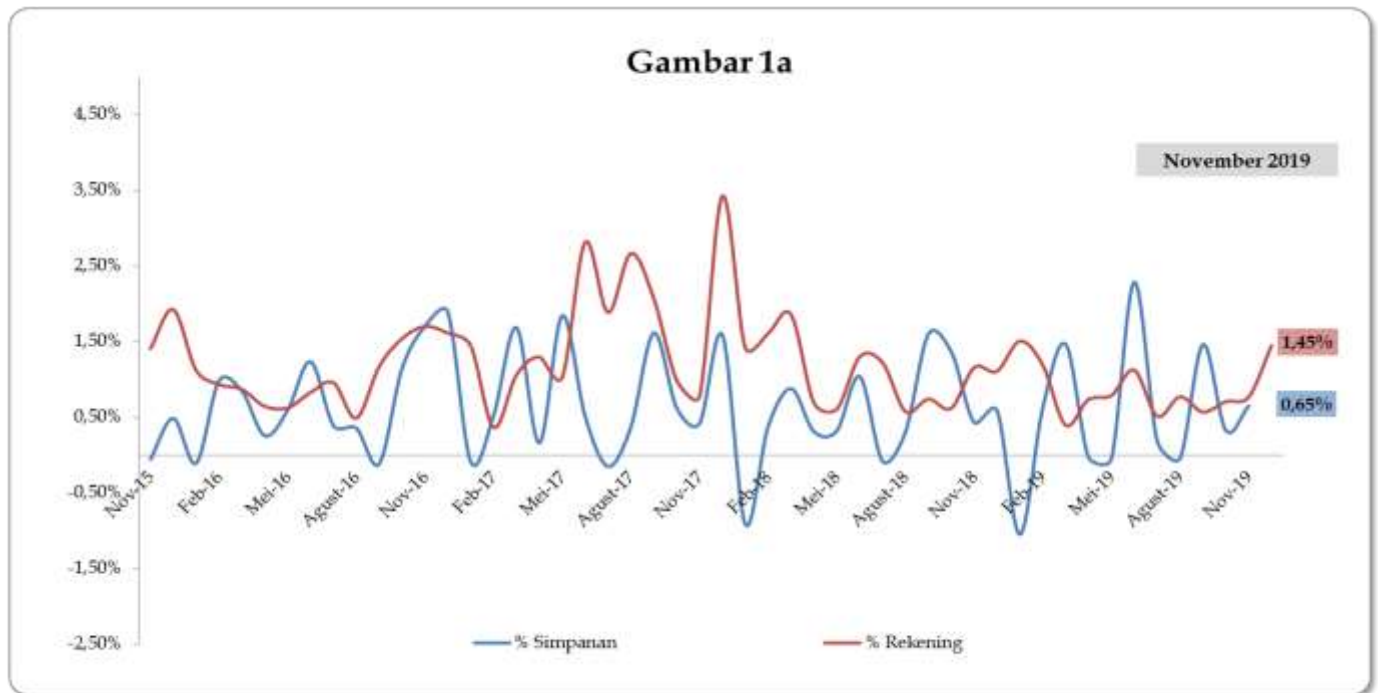
1. Total Simpanan dan Jumlah Rekening

1.1. Tabel Total Simpanan dan Jumlah Rekening Pada Bank Umum

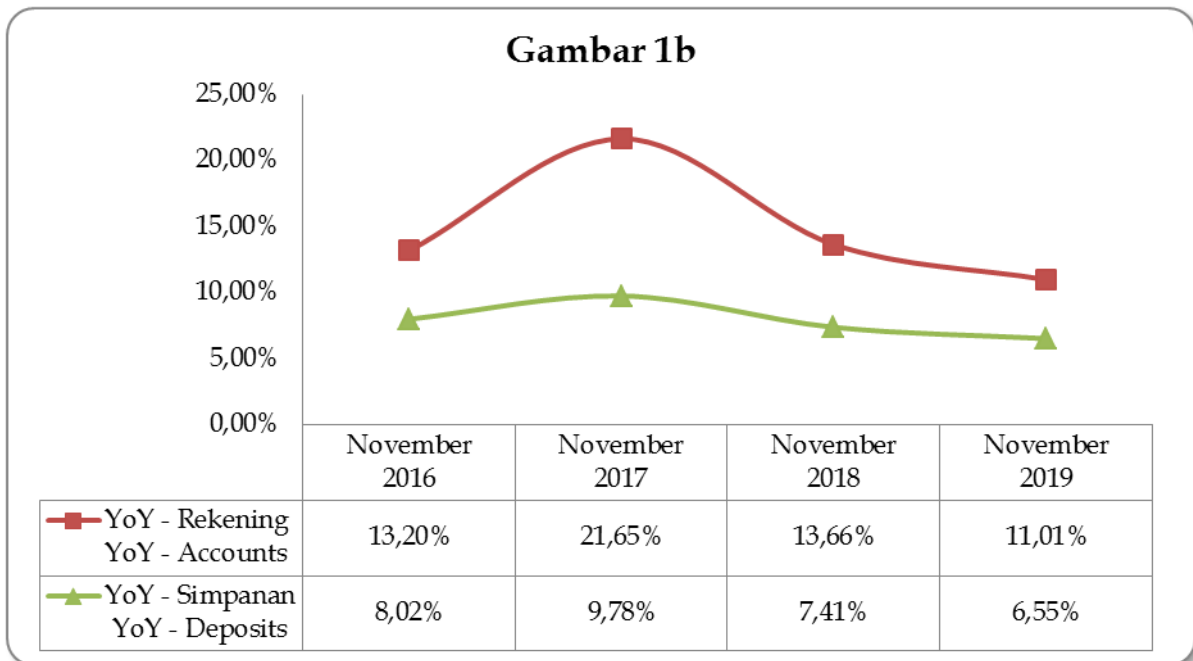
Tabel 1 Total Simpanan dan Jumlah Rekening (Total Deposits and Number of Account) (Rp Miliar/Billion IDR)										
Bulan (Month)	2015		2016		2017		2018		2019	
	Rekening (Account)	Nominal (Nominal)	Rekening (Account)	Nominal (Nominal)	Rekening (Account)	Nominal (Nominal)	Rekening (Account)	Nominal (Nominal)	Rekening (Account)	Nominal (Nominal)
Januari	161.428.538	4.168.841	177.136.748	4.468.853	200.026.990	4.895.913	246.293.377	5.314.298	279.039.520	5.644.464
Februari	162.168.106	4.222.482	178.672.163	4.512.751	202.143.418	4.921.567	250.866.218	5.334.452	280.141.145	5.679.740
Maret	163.591.483	4.279.063	179.821.572	4.550.903	204.761.849	5.004.481	252.591.551	5.381.240	282.196.590	5.762.959
April	161.703.787	4.305.689	180.940.098	4.562.444	206.867.345	5.012.485	254.122.064	5.397.793	284.415.400	5.761.203
Mei	161.794.457	4.327.966	182.436.133	4.589.454	212.680.824	5.104.851	257.422.593	5.415.004	287.606.232	5.758.387
Juni	163.120.385	4.411.687	184.178.757	4.646.114	216.688.379	5.131.044	260.561.209	5.471.157	289.083.522	5.889.922
Juli	163.802.232	4.415.321	185.076.038	4.664.250	222.462.654	5.123.267	262.058.782	5.466.633	291.306.075	5.901.140
Agustus	165.008.226	4.450.891	187.238.755	4.680.848	227.069.520	5.142.246	263.996.187	5.483.210	292.960.624	5.898.423
September	167.924.825	4.546.948	190.121.455	4.675.317	229.315.700	5.225.164	265.628.034	5.570.769	295.024.628	5.984.425
Oktober	170.285.831	4.454.886	193.352.001	4.728.887	231.101.840	5.257.690	268.699.399	5.646.758	297.285.549	6.003.886
Nopember	173.560.667	4.452.219	196.468.148	4.809.306	239.012.333	5.279.734	271.672.859	5.671.052	301.586.727	6.042.744
Desember	175.501.915	4.473.772	199.301.222	4.900.193	242.396.164	5.363.316	275.764.037	5.704.429		

1.2. Pertumbuhan Total Simpanan dan Jumlah Rekening (MoM)

Gambar 1a Pertumbuhan Total Simpanan dan Jumlah Rekening (MoM)



1.3. Pertumbuhan Total Simpanan dan Jumlah Rekening (YoY)



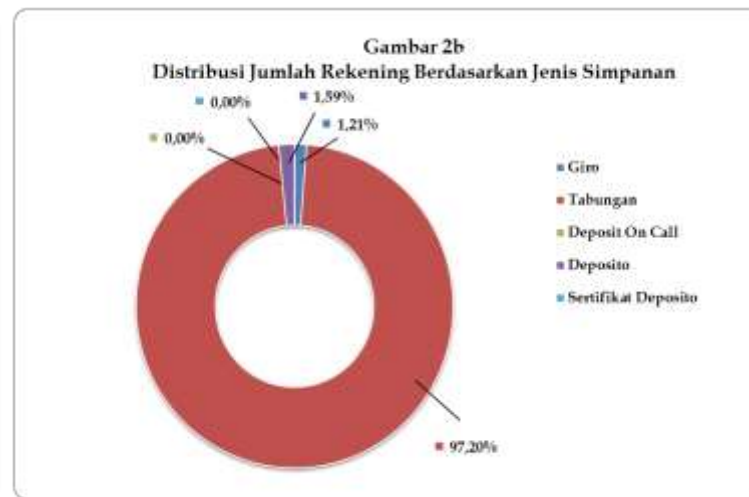
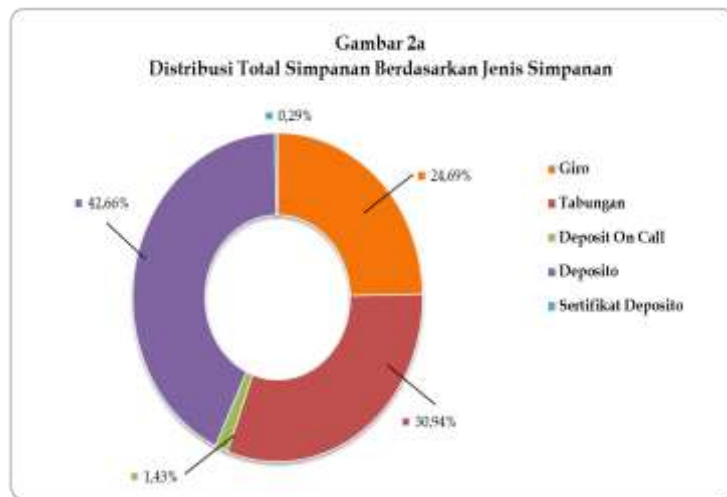
Gambar 1b Pertumbuhan Total Simpanan dan Jumlah Rekening (YoY)

2. Distribusi Total Simpanan Dan Jumlah Rekening

2.1. Total Simpanan dan Jumlah Rekening Berdasarkan Jenis Simpanan

Tabel 2 Total Simpanan dan Jumlah Rekening Berdasarkan Jenis Simpanan (Total Deposits and Number of Accounts by Type of Deposits) (Rp Miliar/Billion IDR)												
Jenis Simpanan (Type of Deposits)	Oktober 2019				November 2019				Δ MoM			
	Rekening (Account)	%	Nominal (Nominal)	%	Rekening (Account)	%	Nominal (Nominal)	%	Δ Rekening (Δ Account)	%	Δ Nominal (Δ Nominal)	%
Giro (Demand Deposits)	3.622.497	1,22%	1.430.427	23,80%	3.644.718	1,21%	1.491.397	24,68%	22.221	0,61%	60.970	4,26%
Tabungan (Saving Account)	288.862.166	97,17%	1.843.740	30,70%	293.134.179	97,20%	1.869.472	30,94%	4.272.013	1,48%	25.732	1,40%
Deposit on Call	5.718	0,00%	94.886	1,60%	5.697	0,00%	86.374	1,43%	(21)	-0,37%	(8.511)	-8,97%
Deposito (Time Deposits)	4.794.884	1,61%	2.618.088	43,60%	4.801.844	1,59%	2.577.860	42,66%	6.960	0,15%	(40.229)	-1,54%
Sertifikat Deposito (Certificate of Time Deposits)	284	0,00%	16.745	0,30%	289	0,00%	17.641	0,29%	5	1,76%	896	5,35%
Total	297.285.549	100,00%	6.003.886	100,00%	301.586.727	100,00%	6.042.744	100,00%	4.301.178	1,45%	38.858	0,65%

2.1.1. Distribusi Total Simpanan dan Jumlah Rekening Berdasarkan Jenis Simpanan Periode November 2019



Keterangan: Persentase simpanan pada masing-masing jenis simpanan merupakan persentase terhadap total simpanan

2.2. Total Simpanan dan Jumlah Rekening Berdasarkan Kepemilikan Simpanan

Tabel 3												
Total Simpanan dan Jumlah Rekening Berdasarkan Kepemilikan Simpanan (Total Deposits and Number of Accounts by Ownership of Deposits) (Rp Miliar/Billion IDR)												
Kepemilikan Simpanan (Ownership of Deposits)	Oktober 2019				November 2019				Δ MoM			
	Rekening (Account)	%	Nominal (Nominal)	%	Rekening (Account)	%	Nominal (Nominal)	%	Δ Rekening (Δ Account)	%	Δ Nominal (Δ Nominal)	%
Dana Pihak Ketiga (Third Party-Fund)	297.260.096	99,99%	5.892.395	98,14%	301.561.017	99,99%	5.936.022	98,23%	4.300.921	1,45%	43.627	0,74%
Simpanan Dari Bank Lain (Funds From Other Bank)	25.453	0,01%	111.491	1,86%	25.710	0,01%	106.722	1,77%	257	1,01%	(4.769)	-4,28%
Total	297.285.549	100,00%	6.003.886	100,00%	301.586.727	100,00%	6.042.744	100,00%	4.301.178	1,45%	38.858	0,65%

Keterangan: Persentase simpanan pada masing-masing jenis simpanan merupakan persentase terhadap total simpanan

2.3. Total Simpanan dan Jumlah Rekening Berdasarkan Jenis Usaha

Tabel 4												
Total Simpanan dan Jumlah Rekening Berdasarkan Jenis Usaha Bank (Total Deposits and Number of Accounts by Type of Business Banks) (Rp Miliar/Billion IDR)												
Jenis Usaha (Type of Business Banks)	Oktober 2019				November 2019				Δ MoM			
	Rekening (Account)	%	Nominal (Nominal)	%	Rekening (Account)	%	Nominal (Nominal)	%	Δ Rekening (Δ Account)	%	Δ Nominal (Δ Nominal)	%
Konvensional (Conventional)	270.706.590	91,06%	5.726.041	95,37%	274.815.736	91,12%	5.765.858	95,42%	4.109.146	1,52%	39.817	0,695%
Syariah (Sharia)	26.578.959	8,94%	277.846	4,63%	26.770.991	8,88%	276.886	4,58%	192.032	0,72%	(959)	-0,35%
Total	297.285.549	100,00%	6.003.886	100,00%	301.586.727	100,00%	6.042.744	100,00%	4.301.178	1,45%	38.858	0,65%

Keterangan: Persentase simpanan pada masing-masing jenis simpanan merupakan persentase terhadap total simpanan

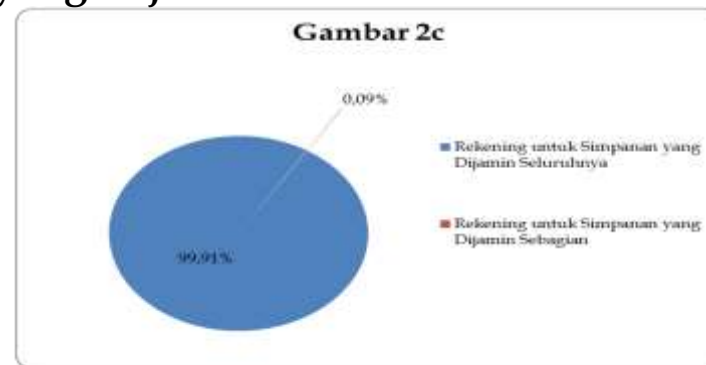
2.4. Total Simpanan dan Jumlah Rekening Berdasarkan Tiering Nominal dan Simpanan Yang Dijamin

Tabel 5 Total Simpanan dan Jumlah Rekening Berdasarkan Tiering Nominal (Total Deposits and Number of Accounts by Tiering of Nominal) (Rp Miliar/Billion IDR)												
Tiering Nominal (Tiering of Nominal)	Oktober 2019				November 2019				Δ MoM			
	Rekening (Account)	%	Nominal (Nominal)	%	Rekening (Account)	%	Nominal (Nominal)	%	Δ Rekening (Δ Account)	%	Δ Nominal (Δ Nominal)	%
N ≤ 100 Jt	291.978.047	98,21%	845.568	14,09%	296.238.946	98,22%	853.765	14,14%	4.260.899	1,46%	8.197	0,97%
100 Jt < N ≤ 200 Jt	2.424.888	0,82%	340.372	5,67%	2.440.045	0,81%	342.436	5,67%	15.157	0,63%	2.064	0,61%
200 Jt < N ≤ 500 Jt	1.669.934	0,56%	535.809	8,92%	1.687.856	0,56%	541.035	8,95%	17.922	1,07%	5.226	0,98%
500 Jt < N ≤ 1 M	645.684	0,22%	467.234	7,78%	650.649	0,22%	470.324	7,78%	4.965	0,77%	3.090	0,66%
1 M < N ≤ 2 M	289.758	0,10%	412.493	6,87%	289.979	0,10%	412.363	6,82%	221	0,08%	(130)	-0,03%
2 M < N ≤ 5 M	176.350	0,06%	552.495	9,20%	177.287	0,06%	554.856	9,18%	937	0,53%	2.361	0,43%
N > 5 M	100.888	0,03%	2.849.916	47,47%	101.965	0,03%	2.867.965	47,46%	1.077	1,07%	18.050	0,63%
Total	297.285.549	100,00%	6.003.886	100,00%	301.586.727	100,00%	6.042.744	100,00%	4.301.178	1,45%	38.858	0,65%

2.4.1. Distribusi Jumlah Rekening Berdasarkan Rekening yang Dijamin

Tabel 6 Distribusi Rekening berdasarkan Rekening Yang Dijamin* (Distribution of Accounts by Insured Accounts) November 2019			
Keterangan	Nominal Simpanan	Jumlah Rekening	%
Rekening untuk Simpanan yang Dijamin Seluruhnya	≤ 2 Miliar	301.307.475	99,91%
Rekening untuk Simpanan yang Dijamin Sebagian	> 2 Miliar	279.252	0,09%
Total Rekening		301.586.727	100,00%

* Berdasarkan nilai penjaminan simpanan hingga Rp2 miliar per nasabah per bank

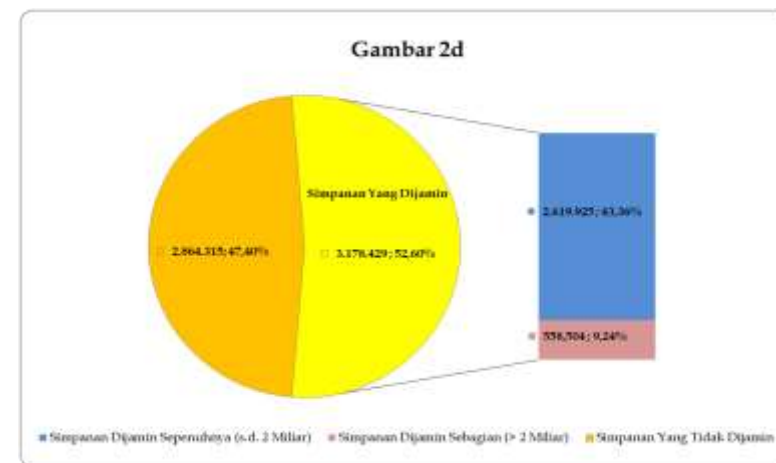


Gambar 2c Distribusi Jumlah Rekening Berdasarkan Rekening Yang Dijamin Oktober 2019

2.4.2. Distribusi Total Simpanan Berdasarkan Simpanan yang Dijamin

Tabel 7 Distribusi Simpanan Berdasarkan Simpanan Yang Dijamin* (Distribution of Deposits by Insured Deposits) (Rp Miliar/Billion IDR) November 2019			
Keterangan	Nominal Simpanan	Total Nominal	%
Simpanan Dijamin Sepenuhnya	≤ 2 Miliar	2.619.922	43,36%
Simpanan Dijamin Sebagian	> 2 Miliar	558.504	9,24%
Subtotal Simpanan Dijamin		3.178.426	52,60%
Simpanan Tidak Dijamin	> 2 Miliar	2.864.317	47,40%
Subtotal Simpanan Tidak Dijamin		2.864.317	
Total		6.042.744	100,00%

* Berdasarkan nilai penjaminan simpanan hingga Rp2 miliar per nasabah per bank



2.5 Total Simpanan dan Jumlah Rekening Berdasarkan Kepemilikan Bank

Tabel 8 Total Simpanan dan Jumlah Rekening Berdasarkan Kepemilikan Bank (Total Deposits and Number of Accounts by Group of Banks) (Rp Miliar/Billion IDR)																
Kepemilikan Bank (Group of Banks)	Oktober 2019					November 2019					Δ MoM					
	Jumlah Bank (Number of Banks)	Rekening (Account)	%	Nominal (Nominal)	%	Jumlah Bank (Number of Banks)	Rekening (Account)	%	Nominal (Nominal)	%	Δ Jumlah Bank (Δ Number of Banks)	%	Δ Rekening (Δ Account)	%	Δ Nominal (Δ Nominal)	%
Pemerintah (State Banks)	4	187.803.402	63,17%	2.493.744	41,54%	4	191.158.832	63,38%	2.543.477	42,09%	0	0,00%	3.355.430	1,79%	49.733	1,99%
BPD (Regional Government Banks)	26	34.643.373	11,65%	599.879	9,99%	26	34.899.045	11,57%	594.278	9,83%	0	0,00%	255.672	0,74%	(5.601)	-0,93%
Swasta Nasional (Private National Banks)	61	73.766.194	24,81%	2.537.916	42,27%	61	74.453.169	24,69%	2.539.769	42,03%	0	0,00%	686.975	0,93%	1.853	0,07%
Campuran (Joint Banks)	12	847.615	0,29%	172.794	2,88%	12	849.093	0,28%	172.025	2,85%	0	0,00%	1.478	0,17%	(768)	-0,44%
Asing (Foreign Banks)	8	224.965	0,08%	199.553	3,32%	8	226.588	0,08%	193.195	3,20%	0	0,00%	1.623	0,72%	(6.358)	-3,19%
Total	111	297.285.549	100,00%	6.003.886	100,00%	111	301.586.727	100,00%	6.042.744	100,00%	0	0,00%	4.301.178	1,45%	38.858	0,65%

Keterangan: Persentase simpanan pada masing-masing jenis simpanan merupakan persentase terhadap total simpanan

2.6 Total Simpanan dan Jumlah Rekening Berdasarkan Valuta

Tabel 9 Total Simpanan dan Jumlah Rekening Berdasarkan Valuta (Total Deposits and Number of Accounts by Currency) (Rp Miliar/Billion IDR)												
Jenis Simpanan (Type of Deposits)	Oktober 2019				November 2019				Δ MoM			
	Rekening (Account)	%	Nominal (Nominal)	%	Rekening (Account)	%	Nominal (Nominal)	%	Δ Rekening (Δ Account)	%	Δ Nominal (Δ Nominal)	%
Rupiah (IDR)	296.137.714	99,61%	5.172.727	86,16%	300.429.590	99,62%	5.225.299	86,47%	4.291.876	1,45%	52.572	1,02%
Valas (Currency)	1.147.835	0,39%	831.159	13,84%	1.157.137	0,38%	817.445	13,53%	9.302	0,81%	(13.714)	-1,65%
Total	297.285.549	100,00%	6.003.886	100,00%	301.586.727	100,00%	6.042.744	100,00%	4.301.178	1,45%	38.858	0,65%

Keterangan: Persentase simpanan pada masing-masing jenis simpanan merupakan persentase terhadap total simpanan

Lampiran (Periode November 2019)

Lampiran 1

Pertumbuhan Simpanan dan Jumlah Rekening Selama 5 Tahun (YoY)

Tabel 1.1 Pertumbuhan Total Simpanan dan Jumlah Rekening (Growth of Total Deposits and The Number of Accounts) Year on Year (YoY)						
Tahun	Rekening	Nominal (Rp Miliar)	Rekening		Nominal	
			Δ	%Δ	Δ (Rp Miliar)	%Δ
2015*	175.501.915	4.473.772	14.620.158	9,09%	305.214	7,32%
2016*	199.301.222	4.900.193	23.799.307	13,56%	426.421	9,53%
2017*	242.396.164	5.363.316	43.094.942	21,62%	463.123	9,45%
2018*	275.764.037	5.704.429	33.367.873	13,77%	341.113	6,36%
2019**	301.586.727	6.042.744	25.822.690	9,36%	338.315	5,93%

*) Data *Year on Year* (YoY) per 31 Desember

***) Data *Year to Date* (Ytd) sampai dengan 30 November 2019

Lampiran 2

Total Simpanan dan Jumlah Rekening Berdasarkan Kepemilikan Simpanan, Jenis Simpanan dan Valuta

Total Simpanan dan Jumlah Rekening Berdasarkan Kepemilikan Simpanan, Jenis Simpanan dan Valuta (Total Deposits and Number of Accounts by Ownership of Deposits, Type of Deposits and Currency) (Rp Miliar/Billion IDR)												
Jenis Simpanan (Type of Deposits)	Dana Pihak Ketiga				Simpanan Dari Bank Lain				Total			
	Rekening (Account)	%	Nominal (Nominal)	%	Rekening (Account)	%	Nominal (Nominal)	%	Rekening (Account)	%	Nominal (Nominal)	%
Giro (Demand Deposit)	3.634.250	1,21%	1.451.759	24,46%	10.468	40,72%	39.638	37,15%	3.644.718	1,21%	1.491.397	24,68%
Rupiah (IDR)	3.456.679	95,11%	1.112.696	76,64%	10.077	96,26%	30.897	77,95%	3.466.756	95,12%	1.143.593	76,68%
Valas (Currency)	177.571	4,89%	339.063	23,36%	391	3,74%	8.740	22,05%	177.962	4,88%	347.803	23,32%
Tabungan (Saving Account)	293.127.288	97,20%	1.864.209	31,41%	6.891	26,80%	5.262	4,93%	293.134.179	97,21%	1.869.473	30,94%
Rupiah (IDR)	292.314.023	99,72%	1.734.663	93,05%	6.883	99,88%	5.244	99,66%	292.320.906	99,72%	1.739.907	93,07%
Valas (Currency)	813.265	0,28%	129.547	6,95%	8	0,12%	18	0,34%	813.273	0,28%	129.565	6,93%
Deposit on Call	5.391	0,00%	56.244	0,95%	306	1,19%	30.130	28,23%	5.697	0,00%	86.373	1,43%
Rupiah (IDR)	5.130	95,16%	47.710	84,83%	306	100,00%	30.130	100,00%	5.436	95,42%	77.841	90,12%
Valas (Currency)	261	4,84%	8.533	15,17%	0	0,00%	0	0,00%	261	4,58%	8.533	9,88%
Deposito (Time Deposits)	4.794.045	1,59%	2.562.806	43,17%	7.799	30,33%	15.054	14,11%	4.801.844	1,59%	2.577.859	42,66%
Rupiah (IDR)	4.628.410	96,54%	2.231.920	87,09%	7.793	99,92%	14.396	95,63%	4.636.203	96,55%	2.246.315	87,14%
Valas (Currency)	165.635	3,46%	330.886	12,91%	6	0,08%	658	4,37%	165.641	3,45%	331.544	12,86%
Sertifikat Deposito (Certificate of Time Deposits)	43	0,00%	1.004	0,02%	246	0,96%	16.637	15,59%	289	0,00%	17.641	0,29%
Rupiah (IDR)	43	100,00%	1.004	100,00%	246	100,00%	16.637	100,00%	289	100,00%	17.641	100,00%
Valas (Currency)	0	0,00%	0	0,00%	0	0,00%	0	0,00%	0	0,00%	0	0,00%
Total	301.561.017	100,00%	5.936.022	100,00%	25.710	100,00%	106.722	100,00%	301.586.727	100,00%	6.042.744	100,00%
Rupiah (IDR)	300.404.285	99,62%	5.127.994	86,39%	25.305	98,42%	97.305	91,18%	300.429.590	99,62%	5.225.298	86,47%
Valas (Currency)	1.156.732	0,38%	808.028	13,61%	405	1,58%	9.416	8,82%	1.157.137	0,38%	817.446	13,53%

Lampiran 3

Total Simpanan dan Jumlah Rekening Berdasarkan Kepemilikan Simpanan, Tiering Nominal dan Valuta

Total Simpanan dan Jumlah Rekening Berdasarkan Kepemilikan Simpanan, Tiering Nominal dan Valuta (Total Deposits and Number of Accounts by Ownership of Deposits, Nominal Tiering and Currency) (Rp Miliar/Billion IDR)												
Nominal Simpanan (Nominal of Deposits)	Dana Pihak Ketiga				Simpanan Dari Bank Lain				Total			
	Rekening (Account)	%	Nominal (Nominal)	%	Rekening (Account)	%	Nominal (Nominal)	%	Rekening (Account)	%	Nominal (Nominal)	%
N ≤ 100 Jt	296.228.996	98,23%	853.496	14,38%	9.950	38,70%	269	0,26%	296.238.946	98,22%	853.766	14,14%
Rupiah (IDR)	295.379.378	99,71%	839.123	98,32%	9.862	99,12%	267	99,11%	295.389.240	99,71%	839.390	98,32%
Valas (Currency)	849.618	0,29%	14.373	1,68%	88	0,88%	2	0,89%	849.706	0,29%	14.376	1,68%
100 Jt < N ≤ 200 Jt	2.437.910	0,81%	342.119	5,76%	2.135	8,30%	318	0,30%	2.440.045	0,81%	342.437	5,67%
Rupiah (IDR)	2.332.856	95,69%	327.148	95,62%	2.111	98,88%	314	98,87%	2.334.967	95,69%	327.462	95,63%
Valas (Currency)	105.054	4,31%	14.971	4,38%	24	1,12%	4	1,13%	105.078	4,31%	14.975	4,37%
200 Jt < N ≤ 500 Jt	1.683.649	0,56%	539.497	9,09%	4.207	16,36%	1.538	1,44%	1.687.856	0,56%	541.034	8,95%
Rupiah (IDR)	1.584.212	94,09%	507.955	94,15%	4.177	99,29%	1.529	99,35%	1.588.389	94,11%	509.483	94,17%
Valas (Currency)	99.437	5,91%	31.542	5,85%	30	0,71%	9	0,59%	99.467	5,89%	31.551	5,83%
500 Jt < N ≤ 1 M	647.127	0,21%	467.403	7,87%	3.522	13,70%	2.921	2,74%	650.649	0,22%	470.324	7,78%
Rupiah (IDR)	602.388	93,09%	436.117	93,31%	3.486	98,98%	2.895	99,10%	605.874	93,12%	439.012	93,34%
Valas (Currency)	44.739	6,91%	31.286	6,69%	36	1,02%	26	0,90%	44.775	6,88%	31.312	6,66%
1 M < N ≤ 2 M	287.753	0,10%	408.932	6,89%	2.226	8,66%	3.431	3,21%	289.979	0,10%	412.363	6,82%
Rupiah (IDR)	262.053	91,07%	373.195	91,26%	2.194	98,56%	3.388	98,75%	264.247	91,13%	376.583	91,32%
Valas (Currency)	25.700	8,93%	35.737	8,74%	32	1,44%	43	1,25%	25.732	8,87%	35.780	8,68%
2 M < N ≤ 5 M	175.385	0,06%	548.597	9,24%	1.902	7,40%	6.258	5,86%	177.287	0,06%	554.855	9,18%
Rupiah (IDR)	159.068	90,70%	498.132	90,80%	1.853	97,42%	6.099	97,45%	160.921	90,77%	504.231	90,88%
Valas (Currency)	16.317	9,30%	50.466	9,20%	49	2,58%	159	2,54%	16.366	9,23%	50.624	9,12%
N > 5 M	100.197	0,03%	2.775.978	46,77%	1.768	6,88%	91.987	86,19%	101.965	0,03%	2.867.965	47,46%
Rupiah (IDR)	84.330	84,16%	2.146.324	77,32%	1.622	91,74%	82.815	90,03%	85.952	84,30%	2.229.139	77,73%
Valas (Currency)	15.867	15,84%	629.653	22,68%	146	8,26%	9.173	9,97%	16.013	15,70%	638.824	22,27%
Total	301.561.017	100,00%	5.936.022	100,00%	25.710	100,00%	106.722	100,00%	301.586.727	100,00%	6.042.744	100,00%
Rupiah (IDR)	300.404.285	99,62%	5.127.994	86,39%	25.305	98,42%	97.304	91,18%	300.429.590	99,62%	5.225.298	86,47%
Valas (Currency)	1.156.732	0,38%	808.028	13,61%	405	1,58%	9.416	8,82%	1.157.137	0,38%	817.443	13,53%

Lampiran 4

Total Simpanan dan Jumlah Rekening Berdasarkan Kepemilikan Simpanan, Besaran Nilai Simpanan dan Valuta

Total Simpanan dan Jumlah Rekening Berdasarkan Besaran Nilai Simpanan dan Valuta (Total Deposits and Number of Accounts by Nominal of Deposits and Currency) (Rp Miliar/Billion IDR)												
Nominal Simpanan (Nominal of Deposits)	Dana Pihak Ketiga				Simpanan Dari Bank Lain				Total			
	Rekening (Account)	%	Nominal (Nominal)	%	Rekening (Account)	%	Nominal (Nominal)	%	Rekening (Account)	%	Nominal (Nominal)	%
N ≤ 2 M	301.285.435	99,91%	2.611.448	43,99%	22.040	85,73%	8.478	7,94%	301.307.475	99,91%	2.619.926	43,36%
Rupiah (IDR)	300.160.887	99,63%	2.483.537	95,10%	21.830	99,05%	8.393	98,99%	300.182.717	99,63%	2.491.930	95,11%
Valas (Currency)	1.124.548	0,37%	127.911	4,90%	210	0,95%	85	1,00%	1.124.758	0,37%	127.996	4,89%
N > 2 M	275.582	0,09%	3.324.574	56,01%	3.670	14,27%	98.244	92,06%	279.252	0,09%	3.422.818	56,64%
Rupiah (IDR)	243.398	88,32%	2.644.456	79,54%	3.475	94,69%	88.912	90,50%	246.873	88,41%	2.733.368	79,86%
Valas (Currency)	32.184	11,68%	680.118	20,46%	195	5,31%	9.332	9,50%	32.379	11,59%	689.450	20,14%
Total	301.561.017	100,00%	5.936.022	100,00%	25.710	100,00%	106.722	100,00%	301.586.727	100,00%	6.042.744	100,00%
Rupiah (IDR)	300.404.285	99,62%	5.127.993	86,39%	25.305	98,42%	97.305	91,18%	300.429.590	99,62%	5.225.298	86,47%
Valas (Currency)	1.156.732	0,38%	808.029	13,61%	405	1,58%	9.417	8,82%	1.157.137	0,38%	817.446	13,53%

Lampiran 5

Total Simpanan dan Jumlah Rekening Yang Dijamin Berdasarkan Kepemilikan Simpanan, Simpanan yang Dijamin dan Valuta

Total Simpanan dan Jumlah Rekening Berdasarkan Simpanan Yang Dijamin dan Valuta (Total Deposits and Number of Accounts by Insured Deposits and Currency) (Rp Miliar/Billion IDR)												
Nominal Simpanan (Nominal of Deposits)	Dana Pihak Ketiga				Simpanan Dari Bank Lain				Total			
	Rekening (Account)	%	Nominal (Nominal)	%	Rekening (Account)	%	Nominal (Nominal)	%	Rekening (Account)	%	Nominal (Nominal)	%
N ≤ 2 M (Dijamin Seluruhnya)	301.285.435	99,91%	2.611.448	82,57%	22.040	85,73%	8.478	53,60%	301.307.475	99,91%	2.619.923	82,43%
Rupiah (IDR)	300.160.887	99,63%	2.483.537	95,10%	21.830	99,05%	8.393	98,99%	300.182.717	99,63%	2.491.929	95,11%
Valas (Currency)	1.124.548	0,37%	127.911	4,90%	210	0,95%	85	1,00%	1.124.758	0,37%	127.994	4,89%
N > 2 M (Dijamin Sebagian)	275.582	0,09%	551.164	17,43%	3.670	14,27%	7.340	46,40%	279.252	0,09%	558.504	17,57%
Rupiah (IDR)	243.398	88,32%	486.796	88,32%	3.475	94,69%	6.950	94,69%	246.873	88,41%	493.746	88,41%
Valas (Currency)	32.184	11,68%	64.368	11,68%	195	5,31%	390	5,31%	32.379	11,59%	64.758	11,59%
Total	301.561.017	100,00%	3.162.612	100,00%	25.710	100,00%	15.818	100,00%	301.586.727	100,00%	3.178.427	100,00%
Rupiah (IDR)	300.404.285	99,62%	2.970.333	93,92%	25.305	98,42%	15.343	96,99%	300.429.590	99,62%	2.985.675	93,94%
Valas (Currency)	1.156.732	0,38%	192.279	6,08%	405	1,58%	475	3,00%	1.157.137	0,38%	192.752	6,06%

Lampiran 6

Total Simpanan dan Jumlah Rekening Berdasarkan Propinsi

Total Simpanan dan Jumlah Rekening Berdasarkan Propinsi <i>(Total Deposits and Number of Accounts by Provinces)</i> (Rp Miliar/Billion IDR)			
No	Propinsi	Rekening*)	Nominal*) (Rp Miliar)
1	Bali	581.336	22.670
2	Banten	181.826	7.529
3	Bengkulu	361.638	6.035
4	D.I. Aceh	1.670.618	21.804
5	D.I. Yogyakarta	830.118	9.973
6	DKI Jakarta	268.447.299	5.451.554
7	Jambi	623.497	9.195
8	Jawa Barat	5.114.092	103.650
9	Jawa Tengah	2.819.063	62.952
10	Jawa Timur	5.499.846	73.802
11	Kalimantan Barat	1.701.675	16.471
12	Kalimantan Selatan	492.588	11.646
13	Kalimantan Tengah	329.584	7.554
14	Kalimantan Timur	890.153	22.716
15	Lampung	504.011	7.535
16	Maluku	347.001	6.748
17	Nusa Tenggara Barat	888.583	8.765
18	Nusa Tenggara Timur	1.370.318	14.350
19	Papua	1.436.112	25.851
20	Riau	1.003.925	22.828
21	Sulawesi Selatan	686.083	19.410
22	Sulawesi Tengah	346.443	5.694
23	Sulawesi Tenggara	442.181	8.125
24	Sulawesi Utara	456.353	14.260
25	Sumatera Barat	1.804.662	21.428
26	Sumatera Selatan	1.089.043	21.866
27	Sumatera Utara	1.668.679	38.332
	Total	301.586.727	6.042.744

*) Total simpanan dan jumlah rekening merupakan simpanan dan rekening Bank Umum yang berkantor pusat di propinsi tersebut.