

# Deposits Monthly Statistics

## (Commercial Bank)

### October 2019

Indonesia Deposit Insurance Corporation  
Insurance Premium Settlement Group



 Transform  
to Excellence

**2019 Indonesia Deposit Insurance Corporation. All rights reserved.**

The facts and opinions stated or expressed in this publication are for information purposes only and are not necessarily and must not be relied upon as being those of the publisher or of the institutions for which the contributing authors work. Although every care has been taken to ensure the accuracy of the information contained within the publication, it should not be by any person relied upon as the basis for taking any action or making any decision. The Indonesia Deposit Insurance Corporation cannot be held liable or otherwise responsible in anyway for any advice, action taken or decision made on the basis of the facts and opinions stated or expressed or stated within this publication.

## Contents

General Information	3
Total Deposits (Nominal) <i>(Chart)</i>	4
Number of Account <i>(Chart)</i>	4
Growth of Nominal and Number of Account <i>(Table)</i>	4
Deposits Distribution Highlights: Nominal <i>(Table)</i>	5
Deposits Distribution Highlights: Account <i>(Table)</i>	6
Deposits Seasonality Heatmap <i>(Table)</i>	7
Nominal Breakdown <i>(Pie Chart)</i>	8
Account Breakdown <i>(Pie Chart)</i>	9
Deposits and Number of Account by Ownership of Deposits, Type of Deposits and Currency <i>(Table)</i>	10
Deposits and Number of Account by Ownership of Deposits, Nominal Tiering and Currency <i>(Table)</i>	11
Deposits and Number of Account by Ownership of Deposits, Nominal of Deposits and Currency <i>(Table)</i>	12
Deposits and Number of Account by Ownership of Deposits, Insured Deposits and Currency <i>(Table)</i>	12
Deposits and Number of Account by Provinces <i>(Table)</i>	13

## General Information

### Source of Data

The data are based on The Deposits Report as of September 2019 which submitted by 111 commercial banks, comprised of 97 conventional banks and 14 shariah banks, to Indonesia Deposit Insurance Corporation.

### Definition

- 1) The deposits comprised of third party-fund and funds from other bank.
- 2) Insured deposits consist of:
  - a) Fully insured deposits with nominal under Rp 2 billion.
  - b) Partially insured deposits with nominal above Rp 2 billion.
- 3) The maximum amount of deposit insured by IDIC is Rp 2 billion per depositor per bank as of 13 October 2008, stipulated under Government Regulation Number 66 Year 2008.

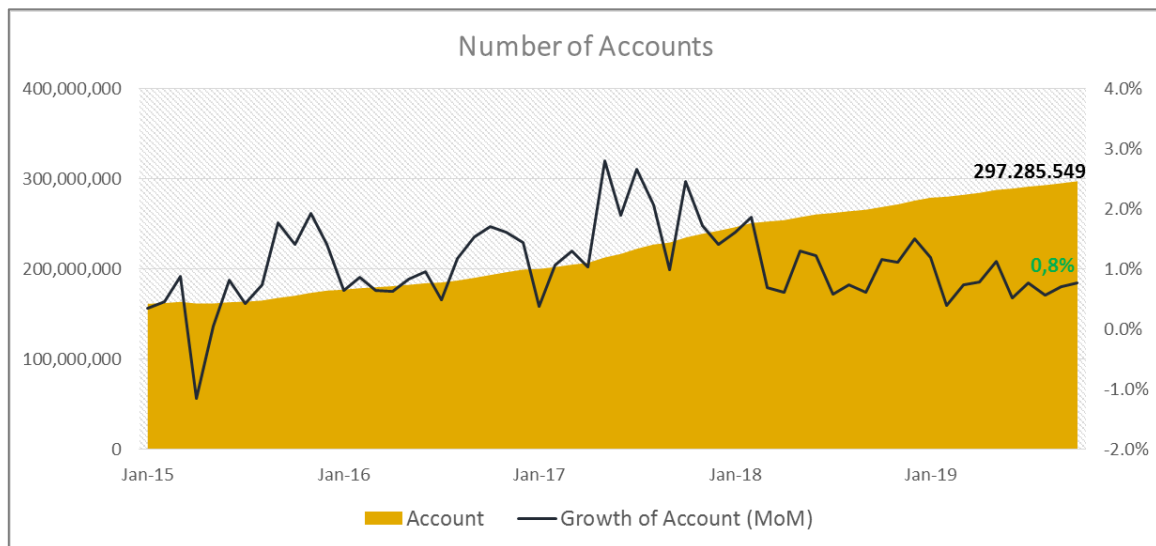
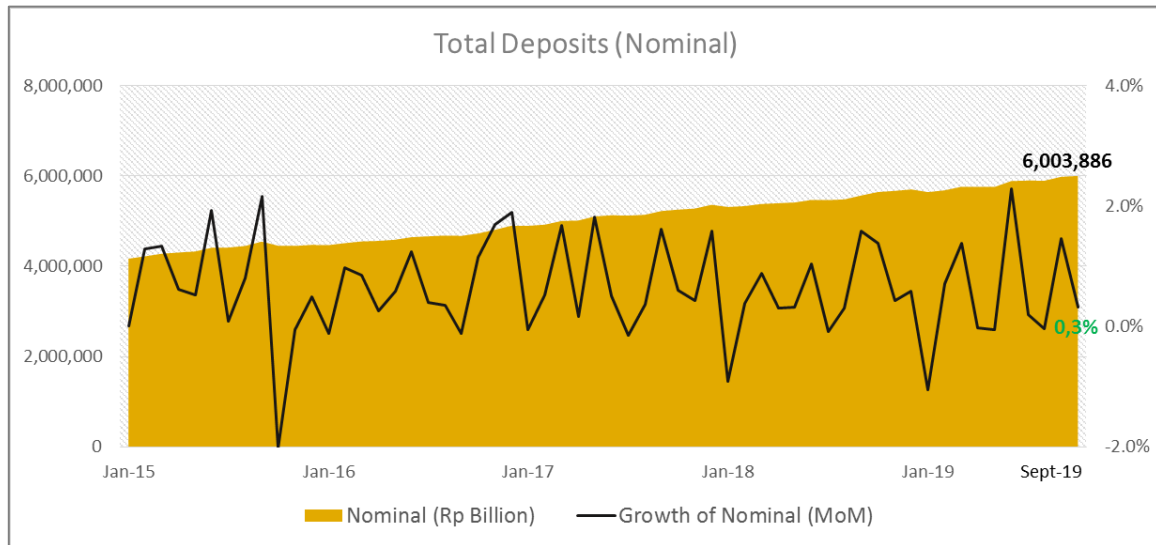
Feedback and Suggestion Box:



[humas@lps.go.id](mailto:humas@lps.go.id)

## DEPOSITS IN COMMERCIAL BANKS

(Jan 2015 – September 2019)



### GROWTH OF NOMINAL AND NUMBER OF ACCOUNT

Year	Accounts	Growth (YoY)	Nominal (Rp billion)	Growth (YoY)
2014	160,881,757	9.0%	4,168,558	12.5%
2015	175,994,476	9.4%	4,473,772	7.3%
2016	199,301,222	13.2%	4,900,193	9.5%
2017	242,396,164	21.6%	5,363,316	9.5%
2018	275,764,037	13.8%	5,704,429	6.4%
<b>2019*</b>	<b>297,285,549</b>	<b>7.8%</b>	<b>6,003,886</b>	<b>5.2%</b>

\*Year to Date (Ytd) as of 31 October 2019

## DEPOSITS DISTRIBUTION HIGHLIGHTS

### I. NOMINAL (Rp Billion)

No	Deposits Distribution	October-19	Change (%)								
			1 Month	3 Month	6 Month	YTD	1 Year	3 Year	5 Year		
<b>A. Deposits</b>											
1	Nominal	6,003,886	▲ 0.3	▲ 1.7	▲ 4.2	▲ 5.2	▲ 6.3	▲ 27.0	▲ 46.9		
<b>B. Type of Deposits</b>											
2	Demand Deposits	1,430,428	▼ (1.7)	▲ 0.9	▲ 4.4	▲ 6.0	▲ 4.2	▲ 29.4	▲ 51.5		
3	Saving Account	1,843,739	▲ 0.3	▲ 0.8	▲ 5.4	▲ 0.9	▲ 6.2	▲ 28.7	▲ 53.2		
4	Deposit on Call	94,886	▲ 6.1	▲ 10.6	▲ 8.5	▲ 17.1	▲ 3.3	▲ 36.7	▲ 14.7		
5	Time Deposits	2,618,088	▲ 1.4	▲ 2.5	▲ 3.1	▲ 7.7	▲ 7.6	▲ 24.1	▲ 41.2		
6	Certificate of Time Deposits	16,745	▼ (7.9)	▲ 17.2	▲ 10.7	▲ 17.5	▲ 43.3	▲ 38.2	▲ 448.0		
<b>C. Ownership of Deposits</b>											
7	Third Party-Fund	5,892,394	▲ 0.2	▲ 1.6	▲ 4.2	▲ 4.9	▲ 6.3	▲ 27.0	▲ 47.3		
8	Funds from Other Bank	111,492	▲ 6.6	▲ 9.8	▲ 7.3	▲ 28.3	▲ 6.1	▲ 25.1	▲ 29.3		
<b>D. Deposits by Type of Business</b>											
9	Conventional	5,726,041	▲ 0.2	▲ 1.6	▲ 4.1	▲ 5.2	▲ 6.2	▲ 26.7	▲ 46.8		
10	Shariah	277,846	▲ 3.3	▲ 3.9	▲ 6.3	▲ 7.0	▲ 9.9	▲ 32.0	▲ 47.6		
<b>E. Deposits by Tiering of Nominal</b>											
11	N ≤ 100 million	845,565	▲ 0.6	▼ (0.4)	▲ 3.7	▲ 1.0	▲ 5.9	▲ 25.5	▲ 43.1		
12	100 million < N ≤ 200 million	340,372	▲ 0.5	▲ 1.1	▲ 4.6	▲ 2.8	▲ 6.9	▲ 30.0	▲ 55.0		
13	200 million < N ≤ 500 million	535,810	▲ 0.4	▲ 0.8	▲ 5.0	▲ 3.7	▲ 7.6	▲ 33.0	▲ 58.3		
14	500 million < N ≤ 1 billion	467,235	▲ 0.7	▲ 1.1	▲ 5.1	▲ 3.2	▲ 7.5	▲ 26.2	▲ 42.1		
15	1 billion < N ≤ 2 billion	412,494	▲ 0.5	▲ 1.2	▲ 5.5	▲ 4.5	▲ 7.6	▲ 16.6	▲ 29.7		
16	2 billion < N ≤ 5 billion	552,495	▼ (0.2)	▲ 1.3	▲ 4.8	▲ 3.5	▲ 7.9	▲ 20.4	▲ 41.0		
17	N > 5 billion	2,849,916	▲ 0.2	▲ 2.9	▲ 3.7	▲ 8.0	▲ 5.5	▲ 29.1	▲ 50.0		
<b>F. Deposits by Group of Banks</b>											
18	State Banks	2,493,744	▼ (0.4)	▲ 1.8	▲ 5.1	▲ 2.9	▲ 6.8	▲ 34.8	▲ 65.1		
19	Regional Government Banks	599,879	▲ 4.0	▲ 7.1	▲ 9.1	▲ 25.0	▲ 12.6	▲ 35.9	▲ 50.0		
20	Private National Banks	2,537,916	▲ 0.4	▲ 0.2	▲ 2.9	▲ 5.5	▲ 7.1	▲ 23.9	▲ 38.8		
21	Mixed / Joint Banks	172,794	▼ (4.3)	▲ 1.6	▼ (3.1)	▼ (16.9)	▼ (18.8)	▲ 2.3	▲ 7.3		
22	Foreign Banks	199,553	▲ 2.0	▲ 6.2	▲ 2.7	▲ 5.6	▲ 1.5	▼ (9.9)	▲ 6.0		
<b>G. Deposits by Currency</b>											
23	Rupiah (IDR)	5,172,726	▲ 0.5	▲ 1.7	▲ 4.2	▲ 5.6	▲ 7.8	▲ 28.4	▲ 50.9		
24	Foreign Currencies	831,160	▼ (0.8)	▲ 2.1	▲ 4.2	▲ 3.4	▼ (2.0)	▲ 18.9	▲ 26.2		
<b>H. Insured Deposits</b>											
25	Fully insured (≤ Rp 2 billion)	2,601,476	▲ 0.5	▲ 0.6	▲ 4.6	▲ 2.7	▲ 6.9	▲ 26.1	▲ 44.9		
26	Partially insured (> Rp 2 billion)	554,476	▲ 0.1	▲ 1.5	▲ 4.8	▲ 4.2	▲ 8.1	▲ 21.5	▲ 39.5		
27	Not insured (> Rp 2 billion)	2,847,936	▲ 0.2	▲ 2.9	▲ 3.7	▲ 7.9	▲ 5.4	▲ 28.9	▲ 50.3		

## II. NUMBER OF ACCOUNT

No	Deposits Distribution	October-19	Change (%)							
			1 Month	3 Month	6 Month	YTD	1 Year	3 Year	5 Year	
<b>A. Deposits</b>										
1	Accounts	297,285,549	▲ 0.8	▲ 2.1	▲ 4.5	▲ 7.8	▲ 10.6	▲ 53.8	▲ 88.3	
<b>B. Type of Deposits</b>										
2	Demand Deposits	3,622,497	▲ 0.6	▲ 1.7	▲ 3.4	▲ 8.3	▲ 8.7	▲ 13.4	▲ 18.3	
3	Saving Account	288,862,166	▲ 0.8	▲ 2.1	▲ 4.6	▲ 7.8	▲ 10.7	▲ 55.0	▲ 90.7	
4	Deposit on Call	5,718	▲ 0.5	▲ 5.3	▲ 9.9	▼ (12.3)	▲ 8.2	▲ 52.8	▲ 54.6	
5	Time Deposits	4,794,884	▲ 0.6	▲ 0.9	▲ 3.8	▲ 5.2	▲ 5.7	▲ 27.0	▲ 44.2	
6	Certificate of Time Deposits	284	▼ (9.3)	▲ 2.2	▼ (4.4)	▲ 4.8	▲ 49.5	▲ 39.2	▲ 54.3	
<b>C. Ownership of Deposits</b>										
7	Third Party-Fund	297,260,096	▲ 0.8	▲ 2.1	▲ 4.5	▲ 7.8	▲ 10.6	▲ 53.8	▲ 88.4	
8	Funds from Other Bank	25,453	▲ 1.4	▲ 2.3	▲ 0.8	▼ (1.2)	▼ (1.4)	▼ (2.6)	▼ (2.9)	
<b>D. Deposits by Type of Business</b>										
9	Conventional	270,706,590	▲ 0.8	▲ 2.0	▲ 4.5	▲ 7.7	▲ 10.6	▲ 55.2	▲ 91.0	
10	Shariah	26,578,959	▲ 0.4	▲ 2.6	▲ 5.0	▲ 9.1	▲ 11.4	▲ 40.1	▲ 65.1	
<b>E. Deposits by Tiering of Nominal</b>										
11	N ≤ 100 million	291,978,047	▲ 0.8	▲ 2.1	▲ 4.5	▲ 7.9	▲ 10.7	▲ 54.3	▲ 89.2	
12	100 million < N ≤ 200 million	2,424,888	▲ 0.6	▲ 1.1	▲ 4.7	▲ 2.8	▲ 7.1	▲ 30.1	▲ 54.3	
13	200 million < N ≤ 500 million	1,669,934	▲ 0.4	▲ 0.7	▲ 5.1	▲ 3.9	▲ 7.9	▲ 33.6	▲ 58.9	
14	500 million < N ≤ 1 billion	645,684	▲ 0.7	▲ 1.1	▲ 5.2	▲ 3.7	▲ 8.1	▲ 28.0	▲ 44.9	
15	1 billion < N ≤ 2 billion	289,758	▲ 0.5	▲ 1.3	▲ 5.8	▲ 5.1	▲ 8.2	▲ 16.7	▲ 26.7	
16	2 billion < N ≤ 5 billion	176,350	▼ (0.2)	▲ 1.2	▲ 4.7	▲ 3.5	▲ 8.0	▲ 19.9	▲ 41.3	
17	N > 5 billion	100,888	▲ 0.5	▲ 2.0	▲ 5.0	▲ 5.7	▲ 8.1	▲ 24.5	▲ 36.4	
<b>F. Deposits by Group of Banks</b>										
18	State Banks	187,803,402	▲ 0.7	▲ 1.6	▲ 4.7	▲ 7.8	▲ 11.6	▲ 70.3	▲ 124.4	
19	Regional Government Banks	34,643,373	▲ 0.7	▲ 1.9	▲ 2.8	▲ 5.0	▲ 5.9	▲ 14.7	▲ 23.8	
20	Private National Banks	73,766,194	▲ 0.9	▲ 3.2	▲ 4.9	▲ 9.1	▲ 10.5	▲ 42.1	▲ 64.1	
21	Mixed / Joint Banks	847,615	▲ 0.6	▲ 1.3	▲ 4.4	▲ 7.9	▲ 12.7	▲ 44.5	▲ 31.7	
22	Foreign Banks	224,965	▲ 1.3	▲ 2.4	▲ 1.2	▼ (3.7)	▼ (3.3)	▼ (42.0)	▼ (60.7)	
<b>G. Deposits by Currency</b>										
23	Rupiah (IDR)	296,137,714	▲ 0.8	▲ 2.1	▲ 4.5	▲ 7.8	▲ 10.7	▲ 54.0	▲ 88.9	
24	Foreign Currencies	1,147,835	▲ 1.3	▲ 1.2	▲ 4.8	▲ 6.3	▲ 6.6	▲ 8.0	▲ 6.1	
<b>H. Insured Accounts</b>										
25	Fully insured (≤ Rp 2 billion)	297,008,311	▲ 0.8	▲ 2.1	▲ 4.5	▲ 7.8	▲ 10.6	▲ 53.8	▲ 88.4	
26	Partially insured (> Rp 2 billion)	277,238	▲ 0.1	▲ 1.5	▲ 4.8	▲ 4.2	▲ 8.1	▲ 21.5	▲ 39.5	

## DEPOSITS SEASONALITY HEATMAP (MoM)

(as of October 2019)

### I. Nominal Deposits

Year	Jan	Feb	Mar	Apr	Mei	Jun	Jul	Ags	Sep	Okt	Nov	Des
2019	-1.1%	0.7%	1.4%	0.0%	0.0%	2.3%	0.2%	0.0%	1.5%	0.3%		
2018	-0.9%	0.4%	0.9%	0.3%	0.3%	1.0%	-0.1%	0.3%	1.6%	1.4%	0.4%	0.6%
2017	-0.1%	0.5%	1.7%	0.2%	1.8%	0.5%	-0.2%	0.4%	1.6%	0.6%	0.4%	1.6%
2016	-0.1%	1.0%	0.8%	0.3%	0.6%	1.2%	0.4%	0.4%	-0.1%	1.1%	1.7%	1.9%
2015	0.0%	1.3%	1.3%	0.6%	0.5%	1.9%	0.1%	0.8%	2.2%	-2.0%	-0.1%	0.5%
2014	-1.9%	0.4%	0.5%	2.1%	1.9%	1.8%	-1.6%	2.1%	3.9%	0.5%	1.0%	1.0%

### II. Nominal Deposits by Tiering (≤ Rp100 million)

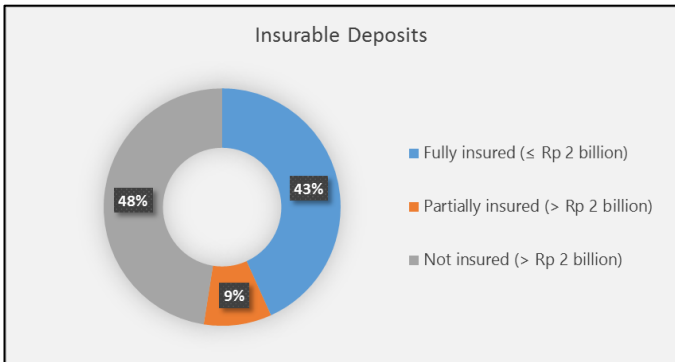
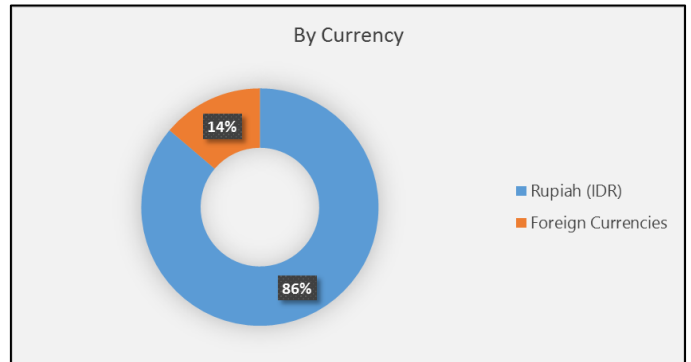
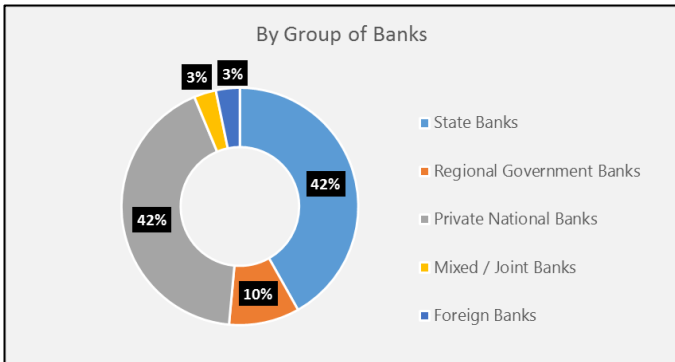
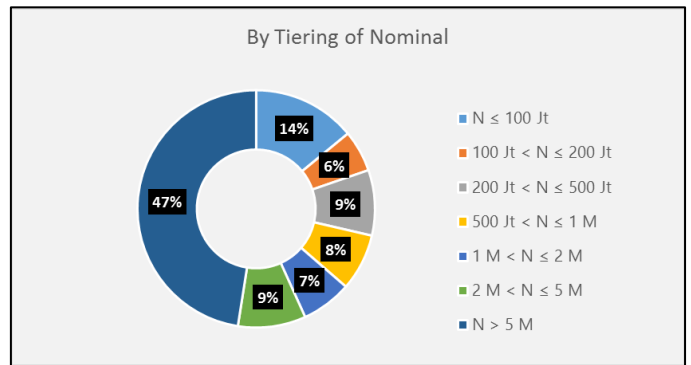
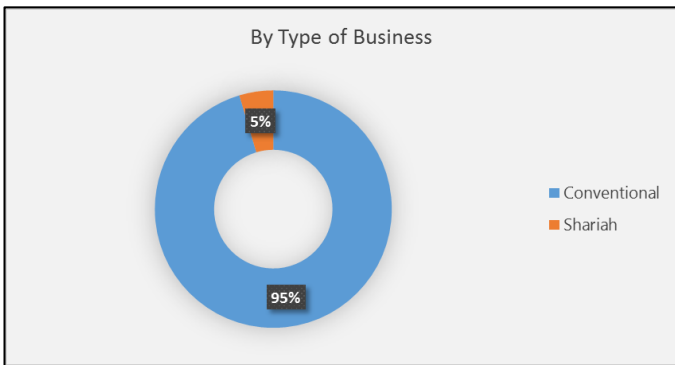
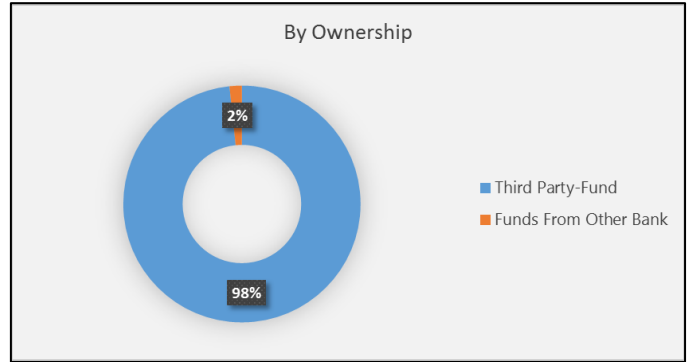
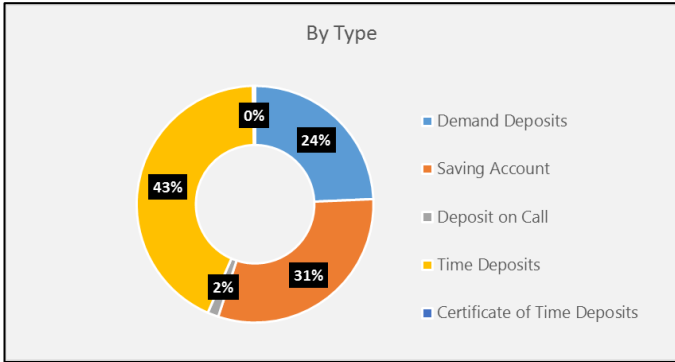
Year	Jan	Feb	Mar	Apr	Mei	Jun	Jul	Ags	Sep	Okt	Nov	Des
2019	-2.1%	-0.7%	-0.3%	0.5%	7.7%	-4.1%	0.7%	-0.8%	-0.1%	0.6%		
2018	-2.6%	0.6%	-0.1%	0.9%	4.0%	-0.2%	0.8%	0.1%	-0.1%	0.2%	1.3%	3.6%
2017	-4.3%	0.0%	0.4%	-0.3%	0.6%	4.1%	-0.3%	0.5%	-0.3%	0.4%	2.4%	3.6%
2016	-2.9%	-0.1%	-0.5%	1.6%	-0.9%	7.3%	-3.5%	0.1%	0.0%	0.1%	2.1%	5.0%
2015	-3.0%	0.0%	-0.2%	1.8%	-1.0%	1.1%	3.2%	-1.5%	0.2%	1.6%	0.9%	4.8%
2014	-1.4%	0.1%	-0.9%	1.5%	-0.9%	-0.4%	6.7%	-3.0%	0.3%	0.8%	0.2%	4.4%

### III. Nominal Deposits by Tiering (> Rp5 billion)

Year	Jan	Feb	Mar	Apr	Mei	Jun	Jul	Ags	Sep	Okt	Nov	Des
2019	-0.3%	1.7%	2.9%	-0.1%	-3.2%	4.6%	-0.5%	-0.1%	2.8%	0.2%		
2018	-0.2%	0.8%	2.1%	0.3%	-1.1%	1.1%	-1.3%	0.5%	3.1%	2.4%	0.3%	-2.7%
2017	2.6%	1.2%	3.9%	0.2%	3.0%	-1.4%	-0.8%	0.5%	2.9%	0.8%	-0.2%	-0.3%
2016	2.5%	2.5%	2.6%	-0.2%	0.9%	-0.7%	0.9%	0.2%	0.8%	2.4%	1.9%	-0.9%
2015	2.3%	2.9%	3.3%	0.5%	1.0%	3.1%	-1.7%	1.8%	3.4%	-3.8%	-1.3%	-4.9%
2014	-1.6%	0.8%	2.1%	3.4%	4.0%	2.5%	-6.4%	4.8%	7.5%	1.0%	0.6%	-3.4%

# NOMINAL BREAKDOWN

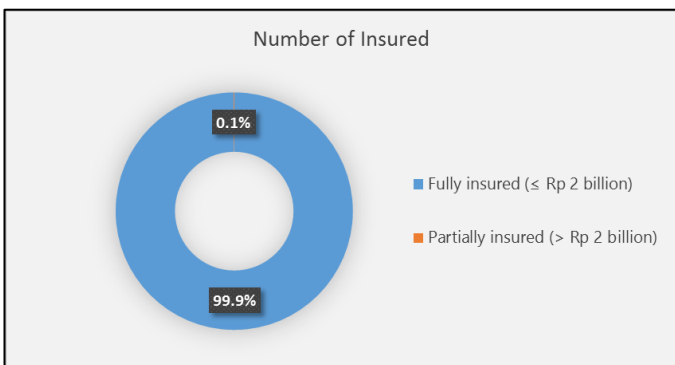
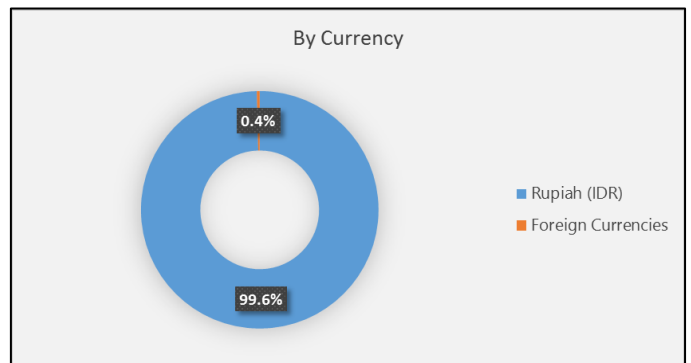
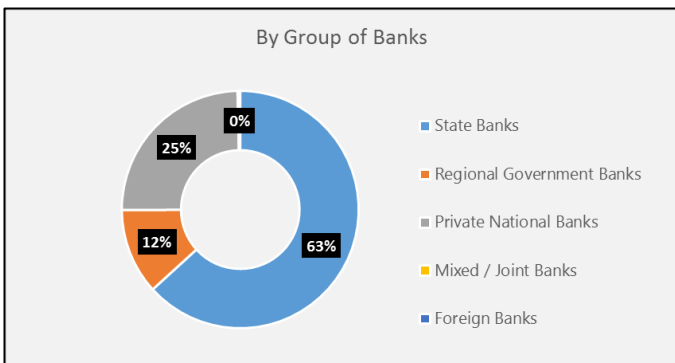
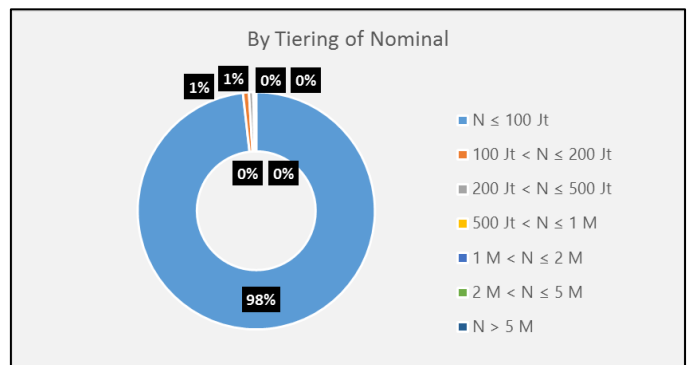
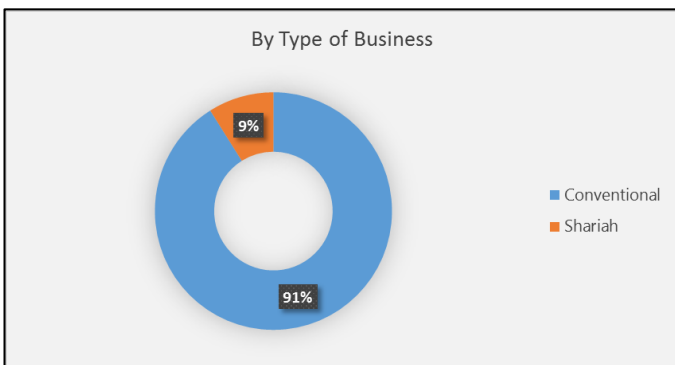
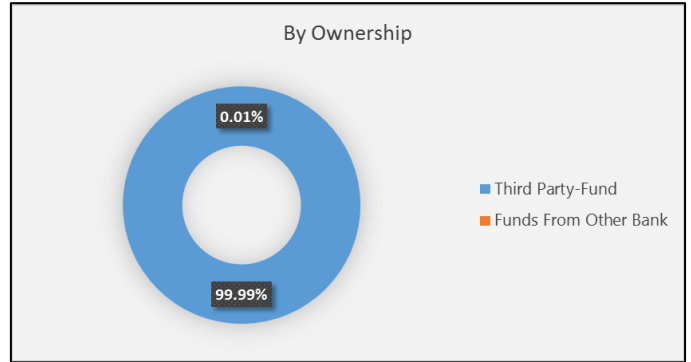
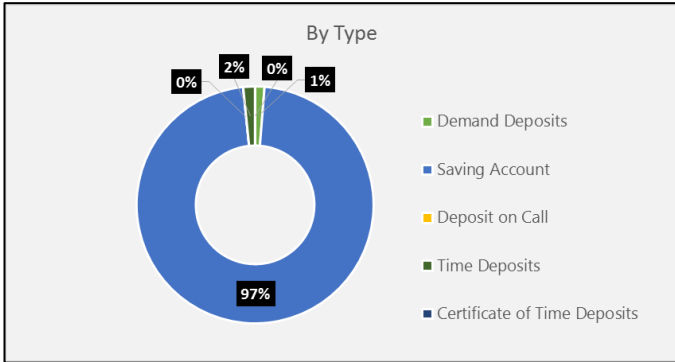
(as of October 2019)





# ACCOUNT BREAKDOWN

(as of October 2019)



## DEPOSITS AND NUMBER OF ACCOUNT BY OWNERSHIP OF DEPOSITS, TYPE OF DEPOSITS AND CURRENCY

(as of October 2019)

Type of Deposits	Third Party-Fund		Funds from Other Bank		TOTAL	
	Account	Nominal	Account	Nominal	Account	Nominal
<b>Demand Deposits</b>	<b>3,612,162</b>	<b>1,397,802</b>	<b>10,335</b>	<b>32,626</b>	<b>3,622,497</b>	<b>1,430,428</b>
Rupiah (IDR)	3,434,572	1,064,167	9,951	26,592	3,444,523	1,090,758
Foreign Currencies	177,590	333,635	384	6,034	177,974	339,670
<b>Saving Account</b>	<b>288,855,486</b>	<b>1,839,034</b>	<b>6,680</b>	<b>4,706</b>	<b>288,862,166</b>	<b>1,843,739</b>
Rupiah (IDR)	288,051,971	1,708,891	6,667	4,681	288,058,638	1,713,572
Foreign Currencies	803,515	130,143	13	25	803,528	130,168
<b>Deposit on Call</b>	<b>5,288</b>	<b>52,327</b>	<b>430</b>	<b>42,558</b>	<b>5,718</b>	<b>94,886</b>
Rupiah (IDR)	5,039	45,130	430	42,558	5,469	87,689
Foreign Currencies	249	7,197	-	-	249	7,197
<b>Time Deposits</b>	<b>4,787,114</b>	<b>2,602,243</b>	<b>7,770</b>	<b>15,845</b>	<b>4,794,884</b>	<b>2,618,088</b>
Rupiah (IDR)	4,621,035	2,248,769	7,765	15,193	4,628,800	2,263,962
Foreign Currencies	166,079	353,474	5	652	166,084	354,126
<b>Certificate of Time Deposits</b>	<b>46</b>	<b>988</b>	<b>238</b>	<b>15,757</b>	<b>284</b>	<b>16,745</b>
Rupiah (IDR)	46	988	238	15,757	284	16,745
Foreign Currencies	-	-	-	-	-	-
<b>TOTAL</b>	<b>297,260,096</b>	<b>5,892,394</b>	<b>25,453</b>	<b>111,492</b>	<b>297,285,549</b>	<b>6,003,886</b>
Rupiah (IDR)	296,112,663	5,067,945	25,051	104,781	296,137,714	5,172,726
Foreign Currencies	1,147,433	824,449	402	6,711	1,147,835	831,160

## DEPOSITS AND NUMBER OF ACCOUNT BY OWNERSHIP OF DEPOSITS, NOMINAL TIERING AND CURRENCY

(as of October 2019)

Type of Deposits	Third Party-Fund		Funds from Other Bank		TOTAL	
	Account	Nominal	Account	Nominal	Account	Nominal
<b>N ≤ 100 Jt</b>	<b>291,968,191</b>	<b>845,292</b>	<b>9,856</b>	<b>273</b>	<b>291,978,047</b>	<b>845,565</b>
Rupiah (IDR)	291,129,482	830,928	9,762	270	291,139,244	831,198
Foreign Currencies	838,709	14,364	94	3	838,803	14,367
<b>100 Jt &lt; N ≤ 200 Jt</b>	<b>2,422,776</b>	<b>340,059</b>	<b>2,112</b>	<b>313</b>	<b>2,424,888</b>	<b>340,372</b>
Rupiah (IDR)	2,317,014	324,983	2,084	309	2,319,098	325,293
Foreign Currencies	105,762	15,075	28	4	105,790	15,079
<b>200 Jt &lt; N ≤ 500 Jt</b>	<b>1,665,684</b>	<b>534,262</b>	<b>4,250</b>	<b>1,548</b>	<b>1,669,934</b>	<b>535,810</b>
Rupiah (IDR)	1,566,554	502,804	4,220	1,538	1,570,774	504,342
Foreign Currencies	99,130	31,458	30	10	99,160	31,467
<b>500 Jt &lt; N ≤ 1 M</b>	<b>642,219</b>	<b>464,349</b>	<b>3,465</b>	<b>2,886</b>	<b>645,684</b>	<b>467,235</b>
Rupiah (IDR)	596,968	432,702	3,428	2,860	600,396	435,561
Foreign Currencies	45,251	31,647	37	27	45,288	31,674
<b>1 M &lt; N ≤ 2 M</b>	<b>287,635</b>	<b>409,199</b>	<b>2,123</b>	<b>3,294</b>	<b>289,758</b>	<b>412,494</b>
Rupiah (IDR)	261,629	373,007	2,099	3,262	263,728	376,269
Foreign Currencies	26,006	36,192	24	32	26,030	36,224
<b>2 M &lt; N ≤ 5 M</b>	<b>174,564</b>	<b>546,551</b>	<b>1,786</b>	<b>5,944</b>	<b>176,350</b>	<b>552,495</b>
Rupiah (IDR)	158,114	495,649	1,736	5,778	159,850	501,428
Foreign Currencies	16,450	50,902	50	166	16,500	51,067
<b>N &gt; 5 M</b>	<b>99,027</b>	<b>2,752,683</b>	<b>1,861</b>	<b>97,233</b>	<b>100,888</b>	<b>2,849,916</b>
Rupiah (IDR)	82,902	2,107,872	1,722	90,763	84,624	2,198,635
Foreign Currencies	16,125	644,812	139	6,469	16,264	651,281
<b>TOTAL</b>	<b>297,260,096</b>	<b>5,892,394</b>	<b>25,453</b>	<b>111,492</b>	<b>297,285,549</b>	<b>6,003,886</b>
Rupiah (IDR)	296,112,663	5,067,945	25,051	104,781	296,137,714	5,172,726
Foreign Currencies	1,147,433	824,449	402	6,711	1,147,835	831,160

## DEPOSITS AND NUMBER OF ACCOUNT BY OWNERSHIP OF DEPOSITS, NOMINAL OF DEPOSITS AND CURRENCY

(as of October 2019)

Type of Deposits	Third Party-Fund		Funds from Other Bank		TOTAL	
	Account	Nominal	Account	Nominal	Account	Nominal
<b>N ≤ IDR 2 billion</b>	<b>296,986,505</b>	<b>2,593,160</b>	<b>21,806</b>	<b>8,315</b>	<b>297,008,311</b>	<b>2,601,476</b>
Rupiah (IDR)	295,871,647	2,464,424	21,593	8,240	295,893,240	2,472,664
Foreign Currencies	1,114,858	128,736	213	76	1,115,071	128,812
<b>N &gt; IDR 2 billion</b>	<b>273,591</b>	<b>3,299,234</b>	<b>3,647</b>	<b>103,177</b>	<b>277,238</b>	<b>3,402,411</b>
Rupiah (IDR)	241,016	2,603,521	3,458	96,542	244,474	2,700,062
Foreign Currencies	32,575	695,713	189	6,635	32,764	702,348
<b>TOTAL</b>	<b>297,260,096</b>	<b>5,892,394</b>	<b>25,453</b>	<b>111,492</b>	<b>297,285,549</b>	<b>6,003,886</b>
Rupiah (IDR)	296,112,663	5,067,945	25,051	104,781	296,137,714	5,172,726
Foreign Currencies	1,147,433	824,449	402	6,711	1,147,835	831,160

## DEPOSITS AND NUMBER OF ACCOUNT BY OWNERSHIP OF DEPOSITS, INSURED DEPOSITS AND CURRENCY

(as of October 2019)

Type of Deposits	Third Party-Fund		Funds from Other Bank		TOTAL	
	Account	Nominal	Account	Nominal	Account	Nominal
<b>N ≤ IDR 2 B (Fully insured)</b>	<b>296,986,505</b>	<b>2,593,160</b>	<b>21,806</b>	<b>8,315</b>	<b>297,008,311</b>	<b>2,601,476</b>
Rupiah (IDR)	295,871,647	2,464,424	21,593	8,240	295,893,240	2,472,664
Foreign Currencies	1,114,858	128,736	213	76	1,115,071	128,812
<b>N &gt; IDR 2 B (Partially insured)</b>	<b>273,591</b>	<b>547,182</b>	<b>3,647</b>	<b>7,294</b>	<b>277,238</b>	<b>554,476</b>
Rupiah (IDR)	241,016	482,032	3,458	6,916	244,474	488,948
Foreign Currencies	32,575	65,150	189	378	32,764	65,528
<b>TOTAL</b>	<b>297,260,096</b>	<b>3,140,342</b>	<b>25,453</b>	<b>15,609</b>	<b>297,285,549</b>	<b>3,155,952</b>
Rupiah (IDR)	296,112,663	2,946,456	25,051	15,156	296,137,714	2,961,612
Foreign Currencies	1,147,433	193,886	402	454	1,147,835	194,340

## DEPOSITS AND NUMBER OF ACCOUNT BY PROVINCES

(as of October 2019)

No	Province	Number of Account*	Nominal* (Rp Billion)
1	Aceh	1,656,206	22,540
2	Bali	580,805	22,902
3	Banten	179,485	6,926
4	Bengkulu	361,418	6,446
5	Daerah Istimewa Yogyakarta	828,161	9,922
6	Daerah Khusus Ibukota Jakarta	264,371,841	5,410,476
7	Jambi	621,931	9,143
8	Jawa Barat	5,065,933	101,576
9	Jawa Tengah	2,797,913	65,362
10	Jawa Timur	5,464,350	71,945
11	Kalimantan Barat	1,681,753	16,434
12	Kalimantan Selatan	490,611	12,207
13	Kalimantan Tengah	326,016	8,129
14	Kalimantan Timur	884,508	22,391
15	Lampung	500,925	7,915
16	Maluku	345,499	6,936
17	Nusa Tenggara Barat	883,253	9,241
18	Nusa Tenggara Timur	1,365,791	14,540
19	Papua	1,424,360	23,725
20	Riau	998,325	24,008
21	Sulawesi Selatan	680,524	19,637
22	Sulawesi Tengah	344,187	6,809
23	Sulawesi Tenggara	435,492	8,462
24	Sulawesi Utara	455,159	14,727
25	Sumatera Barat	1,787,277	21,551
26	Sumatera Selatan	1,086,373	21,121
27	Sumatera Utara	1,667,453	38,815
	<b>TOTAL</b>	<b>297,285,549</b>	<b>6,003,886</b>

\*) Based on head office in provinces.