



DISTRIBUSI SIMPANAN BANK UMUM

DEPOSITS DISTRIBUTION OF COMMERCIAL BANK

January 2022
01M-22

Indonesia Deposit Insurance Corporation
Insurance Premium Settlement Group



2022 Indonesia Deposit Insurance Corporation. All rights reserved.

The facts and opinions stated or expressed in this publication are for information purposes only and are not necessarily and must not be relied upon as being those of the publisher or of the institutions for which the contributing authors work. Although every care has been taken to ensure the accuracy of the information contained within the publication, it should not be by any person relied upon as the basis for taking any action or making any decision. The Indonesia Deposit Insurance Corporation cannot be held liable or otherwise responsible in anyway for any advice, action taken or decision made on the basis of the facts and opinions stated or expressed or stated within this publication.

DAFTAR ISI

TABLE OF CONTENT

Informasi Umum	3	General Information	3
Ringkasan Eksekutif	4	Executive Summary	4
Ringkasan Pertumbuhan Simpanan	5	Deposit Growth Highlights	5
Ringkasan Distribusi Nominal Simpanan	6	Deposits Distribution Highlights (Nominal)	6
Ringkasan Distribusi Rekening Simpanan	7	Deposit Accounts Distribution Highlights	7
Peta Musiman Nominal Simpanan	8	Deposits Seasonality Heatmap	8
Grafik <i>Pie</i> Nominal Simpanan	9	Deposits Pie Chart (Nominal)	9
Grafik <i>Pie</i> Rekening Simpanan	10	Deposit Account Pie Chart	10
Simpanan Berdasarkan Kepemilikan Simpanan, Jenis Simpanan dan Valuta	11	Deposits by Ownership of Deposits, Type of Deposits and Currency	11
Simpanan Berdasarkan Kepemilikan Simpanan, Tiering Nominal dan Valuta	12	Deposits by Ownership of Deposits, Nominal Tiering and Currency	12
Simpanan Berdasarkan Kepemilikan Simpanan, Besaran Nilai Simpanan dan Valuta	13	Deposits by Ownership of Deposits, Nominal of Deposits and Currency	13
Simpanan Berdasarkan Kepemilikan Simpanan, Simpanan yang Dijamin dan Valuta	13	Deposits by Ownership of Deposits, Insured Deposits and Currency	13
Simpanan Berdasarkan Provinsi	14	Deposits by Province	14

Informasi Umum

Sumber Data

Data bersumber dari Laporan Bank Umum Terintegrasi (LBUT) yang disampaikan oleh bank umum kepada Bank Indonesia.

Definisi

- 1) Simpanan meliputi dana pihak ketiga dan simpanan dari bank lain.
- 2) Simpanan Yang Dijamin meliputi:
 - a) Seluruh simpanan dengan nominal sampai dengan Rp2 miliar.
 - b) Dijamin sebagian (Rp2 miliar) dari seluruh simpanan dengan nominal di atas Rp2 miliar.
- 3) Besaran Nilai Simpanan yang Dijamin adalah Rp2 miliar per nasabah per bank, sebagaimana diatur dalam Peraturan Pemerintah No. 66 Tahun 2008.
- 4) Simpanan yang disajikan tidak termasuk simpanan luar negeri dan pinjaman bersaldo kredit.
- 5) Rekening yang disajikan termasuk rekening nasabah yang memiliki saldo sama dengan 0 (nol).

Kotak Masukan dan Saran:



informasi@lps.go.id

General Information

Source of Data

The data are based on The Laporan Bank Umum Terintegrasi (LBUT) which submitted by commercial banks to Bank Indonesia.

Definition

- 1) The deposits comprised of third party-fund and funds from other bank.
- 2) Insured deposits consist of:
 - a) Fully insured deposits with nominal under Rp 2 billion.
 - b) Partially insured deposits with nominal above Rp 2 billion.
- 3) The maximum amount of deposit insured is Rp 2 billion per depositor per bank as stipulated under Government Regulation Number 66 Year 2008.
- 4) The deposits presented does not include overseas deposits and credit loan balance.
- 5) The accounts presented consist of customer accounts with 0 (zero) balance.

Feedback and Suggestion Box

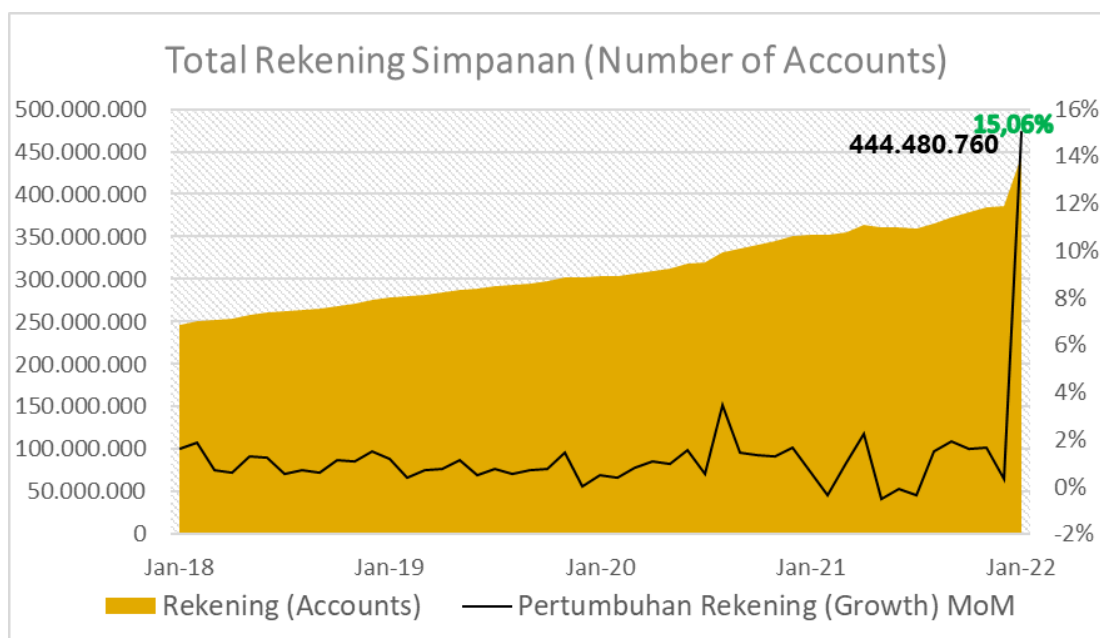
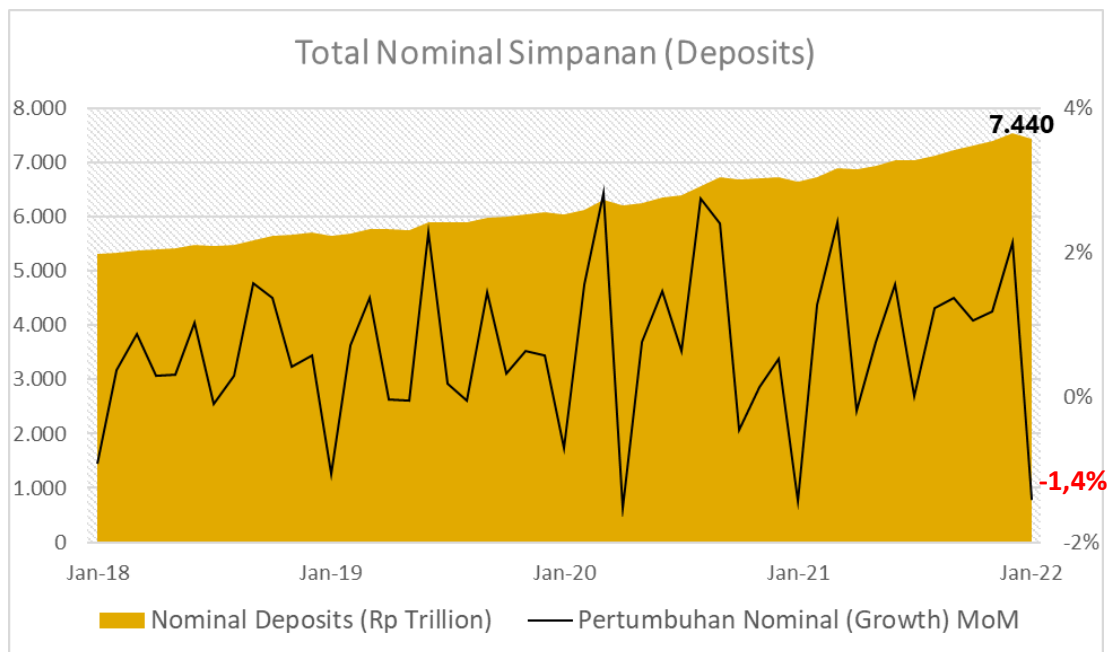


informasi@lps.go.id

RINGKASAN EKSEKUTIF

- 1) **Sumber data Distribusi Simpanan Bank Umum (BU) berasal dari Laporan Bank Umum Terintegrasi** yang disampaikan oleh 107 Bank Umum dan telah diimplementasikan secara penuh sejak data Januari 2022.
- 2) Simpanan yang disajikan dalam laporan ini meliputi dana pihak ketiga dan simpanan dari bank lain, **tidak termasuk simpanan cabang luar negeri dan pinjaman bersaldo kredit.**
- 3) **Total nominal simpanan BU** bulan Januari 2022 mencapai **Rp7.440 triliun**, turun 1,4% MoM.
 - Berdasarkan jenis simpanan, simpanan dengan nominal terbesar terdapat pada simpanan deposito yang mencakup 38,2% total simpanan. Kenaikan nominal simpanan terbesar terdapat pada jenis simpanan Sertifikat Deposito sebesar 714,5% MoM sedangkan penurunan pertumbuhan nominal simpanan terbesar terdapat pada jenis simpanan *Deposit on Call* sebesar -32,3% MoM.
 - Berdasarkan *tiering* simpanan, nominal simpanan terbesar terdapat pada *tiering* simpanan N > Rp5 miliar yang mencakup 51,2% total simpanan. Seluruh simpanan berdasarkan *tiering* nominal mengalami penurunan, dengan penurunan nominal terdalam terdapat pada *tiering* simpanan N ≤ Rp100juta sebesar -4,2% MoM .
- 4) **Total rekening simpanan BU** bulan Januari 2022 mencapai **444,5 juta rekening**, naik 15,1% MoM. Kenaikan tersebut utamanya disebabkan karena perhitungan rekening pada laporan saat ini mengikutsertakan rekening dengan saldo 0 (nol).
 - Berdasarkan jenis simpanan, jumlah rekening simpanan terbanyak terdapat pada tabungan yang mencakup 97,7% dari total rekening simpanan. Kenaikan jumlah rekening terbesar terdapat pada rekening sertifikat deposito sebesar 15.251,9% MoM, sedangkan penurunan terbesar terdapat pada rekening deposito sebesar -8,3% MoM.
 - Berdasarkan *tiering* simpanan, jumlah rekening simpanan terbanyak terdapat pada *tiering* simpanan N ≤ Rp100 juta yang mencakup 98,6% total rekening simpanan. Kenaikan jumlah rekening terbesar terdapat pada *tiering* simpanan N ≤ Rp100 juta sebesar 15,3%, sedangkan penurunan terbesar terdapat pada *tiering* simpanan Rp200 juta < N ≤ Rp500 juta sebesar -2,3%.
- 5) Penjaminan simpanan LPS mencakup **444,2 juta rekening atau sebesar 99,9% total rekening dijamin penuh**, sedangkan 0,3 juta rekening atau sebesar 0,1% total rekening dijamin sebagian sampai dengan Rp2 miliar.

RINGKASAN PERTUMBUHAN SIMPANAN DEPOSITS GROWTH HIGHLIGHT



Year	Tahun Year	Nominal (Rp Trillion)	Pertumbuhan Growth (YoY)	Rekening Accounts	Pertumbuhan Growth (YoY)
Jan-22	2022*	7.440	12,0%	444.480.760	26,0%
Dec-21	2021	7.546	12,0%	386.319.082	10,3%
Dec-20	2020	6.737	10,9%	350.324.950	16,1%
Dec-19	2019	6.077	6,5%	301.697.958	9,4%
Dec-18	2018	5.704	6,4%	275.764.037	13,8%

*Year on Year (YoY) as of 31 January 2022

RINGKASAN DISTRIBUSI NOMINAL SIMPANAN NOMINAL DEPOSITS DISTRIBUTION HIGHLIGHTS

I. NOMINAL SIMPANAN

Nominal Deposits

No	Distribusi Simpanan	Jan-22 (Rp Trillion)	%	Perubahan (Change) (%)						Deposits Distribution
				1M	3M	6M	YTD	1Y	3Y	
A. Simpanan										
1	Nominal	7.440	100,0	▼ (1,4)	▲ 1,9	▲ 5,7	▼ (1,4)	▲ 12,0	▲ 31,8	A. Deposits Nominal
B. Jenis Simpanan										
2	Deposit on Call	46	0,6	▼ (32,3)	▼ (6,7)	▼ (30,6)	▼ (32,3)	▼ (27,1)	▼ (38,7)	Deposit on Call
3	Deposito	2.842	38,2	▼ (0,6)	▼ (0,5)	▲ 0,6	▼ (0,6)	▲ 3,4	▲ 14,3	Time Deposits
4	Giro	2.115	28,4	▼ (3,0)	▲ 2,2	▲ 11,7	▼ (3,0)	▲ 24,7	▲ 62,1	Demand Deposits
5	Sertifikat Deposito	28	0,4	▲ 714,5	▲ 1.115,0	▲ 1.749,7	▲ 714,5	▲ 415,8	▲ 104,2	Certificate of Time Deposits
6	Tabungan	2.409	32,4	▼ (1,1)	▲ 3,7	▲ 6,9	▼ (1,1)	▲ 13,3	▲ 36,5	Saving Account
C. Kepemilikan Simpanan										
7	Simpanan dari Bank Lain	94	1,3	▲ 9,1	▲ 23,5	▲ 4,4	▲ 9,1	▲ 3,1	▲ 0,0	Funds from Other Bank
8	DPK	7.346	98,7	▼ (1,5)	▲ 1,7	▲ 5,7	▼ (1,5)	▲ 12,2	▲ 32,3	Third Party-Fund
D. Jenis Usaha										
9	Konvensional	6.920	93,0	▼ (1,2)	▲ 1,8	▲ 5,8	▼ (1,2)	▲ 12,1	▲ 31,4	Conventional
10	Syariah (Termasuk UUS)	520	7,0	▼ (4,0)	▲ 3,8	▲ 4,5	▼ (4,0)	▲ 11,1	▲ 38,0	Sharia
E. Tiering Nominal										
11	N ≤ 100 juta	950	12,8	▼ (4,2)	▲ 0,3	▲ 0,5	▼ (4,2)	▲ 3,3	▲ 15,8	N ≤ 100 million
12	100 juta < N ≤ 200 juta	400	5,4	▼ (1,2)	▲ 2,3	▲ 3,1	▼ (1,2)	▲ 6,8	▲ 22,9	100 million < N ≤ 200 million
13	200 juta < N ≤ 500 juta	629	8,5	▼ (2,0)	▲ 1,0	▲ 1,8	▼ (2,0)	▲ 4,6	▲ 23,6	200 million < N ≤ 500 million
14	500 juta < N ≤ 1 miliar	551	7,4	▼ (0,9)	▲ 2,7	▲ 3,4	▼ (0,9)	▲ 5,0	▲ 24,3	500 million < N ≤ 1 billion
15	1 miliar < N ≤ 2 miliar	480	6,5	▼ (0,1)	▲ 1,1	▲ 2,7	▼ (0,1)	▲ 4,5	▲ 22,8	1 billion < N ≤ 2 billion
16	2 miliar < N ≤ 5 miliar	621	8,3	▼ (0,5)	▲ 1,9	▲ 3,7	▼ (0,5)	▲ 5,2	▲ 17,9	2 billion < N ≤ 5 billion
17	N > 5 miliar	3.809	51,2	▼ (1,0)	▲ 2,4	▲ 9,2	▼ (1,0)	▲ 20,1	▲ 44,9	N > 5 billion
F. Kepemilikan Bank										
18	Asing	223	3,0	▲ 2,3	▲ 2,7	▲ 3,0	▲ 2,3	▲ 6,3	▲ 15,3	Foreign Banks
19	Campuran	199	2,7	▲ 0,1	▲ 2,4	▲ 5,5	▲ 0,1	▲ 10,0	▼ (2,9)	Mixed / Joint Banks
20	BPD	682	9,2	▼ (1,4)	▼ (5,6)	▲ 4,3	▼ (1,4)	▲ 13,2	▲ 35,0	Regional Government Banks
21	BUMN	3.061	41,1	▼ (3,7)	▲ 0,2	▲ 3,1	▼ (3,7)	▲ 10,9	▲ 31,0	State-Owned Enterprises (SOEs)
22	Swasta Nasional	3.275	44,0	▲ 0,5	▲ 5,2	▲ 8,8	▲ 0,5	▲ 13,4	▲ 36,2	Private National Banks
G. Valuta Simpanan										
23	Rupiah (IDR)	6.431	86,4	▼ (1,3)	▲ 2,7	▲ 5,8	▼ (1,3)	▲ 12,0	▲ 32,3	Rupiah (IDR)
24	Valas	1.009	13,6	▼ (2,2)	▼ (2,7)	▲ 4,8	▼ (2,2)	▲ 12,2	▲ 28,6	Foreign Currencies
H. KBMI Bank										
25	KBMI 1	999	13,4	▲ 0,5	▲ 0,5	▲ 6,0	▲ 0,5	▲ 14,5	▲ 29,5	KBMI 1
26	KBMI 2	807	10,8	▼ (0,1)	▲ 1,0	▲ 7,5	▼ (0,1)	▲ 13,1	▲ 26,2	KBMI 2
27	KBMI 3	1.883	25,3	▼ (0,1)	▲ 3,4	▲ 7,4	▼ (0,1)	▲ 8,8	▲ 26,4	KBMI 3
28	KBMI 4	3.751	50,4	▼ (2,8)	▲ 1,7	▲ 4,4	▼ (2,8)	▲ 12,9	▲ 36,7	KBMI 4
I. Cakupan Penjaminan (Rp2 M)										
29	Dijamin penuh (≤ Rp 2 miliar)	3.011	40,5	▼ (2,1)	▲ 1,3	▲ 2,0	▼ (2,1)	▲ 4,5	▲ 20,9	Fully insured (≤ Rp 2 billion)
30	Dijamin sebagian* (> Rp 2 miliar)	636	8,5	▼ (0,7)	▲ 1,8	▲ 4,0	▼ (0,7)	▲ 6,4	▲ 20,8	Partially insured* (> Rp 2 billion)
31	Tidak dijamin (> Rp 2 miliar)	3.793	51,0	▼ (0,9)	▲ 2,4	▲ 9,1	▼ (0,9)	▲ 20,0	▲ 44,3	Not insured (> Rp 2 billion)

*Hanya dijamin sebagian maksimal Rp2 Miliar

*Partially insured only max Rp2 billion

RINGKASAN DISTRIBUSI REKENING SIMPANAN DEPOSITS ACCOUNT DISTRIBUTION HIGHLIGHTS

II. REKENING

NUMBER OF ACCOUNT

No	Distribusi Simpanan	Jan-22	%	Perubahan (Change) (%)						Deposits Distribution
				1M	3M	6M	YTD	1Y	3Y	
A. Deposits										
1	Jumlah Rekening	444.480.760	100,0	▲ 15,1	▲ 17,4	▲ 23,5	▲ 15,1	▲ 26,0	▲ 59,3	Accounts
B. Jenis Simpanan										
2	Deposit on Call	242.964	0,1	▲ 3.607,1	▲ 8.602,1	▲ 8.416,1	▲ 3.607,1	▲ 6.751,8	▲ 4.457,6	Deposit on Call
3	Deposito	4.817.781	1,1	▼ (8,3)	▼ (5,9)	▼ (5,2)	▼ (8,3)	▼ (6,2)	▲ 4,7	Time Deposits
4	Giro	5.335.948	1,2	▲ 21,7	▲ 24,4	▲ 27,7	▲ 21,7	▲ 29,4	▲ 60,4	Demand Deposits
5	Sertifikat Deposito	24.870	0,0	▲ 15.251,9	▲ 41.350,0	▲ 80.125,8	▲ 15.251,9	▲ 37.019,4	▲ 9.502,3	Certificate of Time Deposits
6	Tabungan	434.059.197	97,7	▲ 15,2	▲ 17,6	▲ 23,8	▲ 15,2	▲ 26,4	▲ 60,1	Saving Account
C. Kepemilikan Simpanan										
7	Simpanan dari Bank Lain	27.991	0,0	▲ 3,4	▲ 4,7	▲ 6,4	▲ 3,4	▲ 6,4	▲ 7,7	Funds from Other Bank
8	DPK	444.452.769	100,0	▲ 15,1	▲ 17,4	▲ 23,5	▲ 15,1	▲ 26,0	▲ 59,3	Third Party-Fund
D. Jenis Usaha										
9	Konvensional	401.174.360	90,3	▲ 16,5	▲ 18,7	▲ 25,4	▲ 16,5	▲ 26,8	▲ 60,8	Conventional
10	Syariah (Termasuk UUS)	43.306.400	9,7	▲ 3,5	▲ 6,4	▲ 8,3	▲ 3,5	▲ 18,8	▲ 46,3	Shariah
E. Tiering Nominal										
11	N ≤ 100 juta	438.225.974	98,6	▲ 15,3	▲ 17,7	▲ 23,8	▲ 15,3	▲ 26,4	▲ 59,9	N ≤ 100 million
12	100 juta < N ≤ 200 juta	2.859.597	0,6	▼ (1,2)	▲ 2,2	▲ 3,0	▼ (1,2)	▲ 6,9	▲ 23,1	100 million < N ≤ 200 million
13	200 juta < N ≤ 500 juta	1.971.863	0,4	▼ (2,3)	▲ 0,7	▲ 1,7	▼ (2,3)	▲ 4,8	▲ 24,4	200 million < N ≤ 500 million
14	500 juta < N ≤ 1 miliar	765.195	0,2	▼ (1,0)	▲ 2,3	▲ 3,2	▼ (1,0)	▲ 5,2	▲ 25,3	500 million < N ≤ 1 billion
15	1 miliar < N ≤ 2 miliar	340.098	0,1	▲ 0,0	▲ 0,9	▲ 2,9	▲ 0,0	▲ 5,1	▲ 24,2	1 billion < N ≤ 2 billion
16	2 miliar < N ≤ 5 miliar	197.766	0,0	▼ (0,6)	▲ 1,3	▲ 3,1	▼ (0,6)	▲ 4,5	▲ 17,3	2 billion < N ≤ 5 billion
17	N > 5 miliar	120.267	0,0	▼ (1,0)	▲ 2,6	▲ 5,6	▼ (1,0)	▲ 9,6	▲ 27,1	N > 5 billion
F. Kepemilikan Bank										
18	Asing	240.832	0,1	▲ 4,8	▲ 5,0	▲ 5,2	▲ 4,8	▲ 5,0	▲ 3,6	Foreign Banks
19	Campuran	2.031.241	0,5	▲ 131,7	▲ 138,4	▲ 125,7	▲ 131,7	▲ 131,5	▲ 155,1	Mixed / Joint Banks
20	BPD	40.652.320	9,1	▲ 3,0	▲ 3,8	▲ 4,7	▲ 3,0	▲ 7,8	▲ 22,0	Regional Government Banks
21	BUMN	289.487.363	65,1	▲ 20,1	▲ 20,6	▲ 26,3	▲ 20,1	▲ 25,1	▲ 63,9	State-Owned Enterprises (SOEs)
22	Swasta Nasional	112.069.004	25,2	▲ 7,0	▲ 14,0	▲ 23,4	▲ 7,0	▲ 35,8	▲ 64,8	Private National Banks
G. Valuta Simpanan										
23	Rupiah (IDR)	442.148.497	99,5	▲ 14,9	▲ 17,2	▲ 23,3	▲ 14,9	▲ 25,8	▲ 59,1	Rupiah (IDR)
24	Valas	2.332.263	0,5	▲ 72,0	▲ 72,5	▲ 76,6	▲ 72,0	▲ 80,7	▲ 116,1	Foreign Currencies
H. KBMI Bank										
25	KBMI 1	40.802.441	9,2	▲ 4,7	▲ 13,1	▲ 32,4	▲ 4,7	▲ 51,7	▲ 68,8	KBMI 1
25	KBMI 2	35.473.096	8,0	▲ 7,1	▲ 13,8	▲ 18,6	▲ 7,1	▲ 23,6	▲ 44,8	KBMI 2
26	KBMI 3	60.800.912	13,7	▲ 11,7	▲ 13,3	▲ 11,6	▲ 11,7	▲ 17,4	▲ 37,8	KBMI 3
27	KBMI 4	307.404.311	69,2	▲ 18,3	▲ 19,3	▲ 25,6	▲ 18,3	▲ 25,3	▲ 65,0	KBMI 4
I. Cakupan Penjaminan (Rp2 M)										
29	Dijamin penuh (≤ Rp 2 miliar)	444.162.727	99,9	▲ 15,1	▲ 17,4	▲ 23,5	▲ 15,1	▲ 26,0	▲ 59,3	Fully insured (≤ Rp 2 billion)
30	Dijamin sebagian* (> Rp 2 miliar)	318.033	0,1	▼ (0,7)	▲ 1,8	▲ 4,0	▼ (0,7)	▲ 6,4	▲ 20,8	Partially insured* (> Rp 2 billion)

*Hanya dijamin maksimal Rp2 Miliar

*Only insured max Rp2 billion

PETA MUSIMAN NOMINAL SIMPANAN (BULANAN)
DEPOSITS SEASONALITY HEATMAP (MoM)

I. Nominal Simpanan

Year	Jan	Feb	Mar	Apr	Mei	Jun	Jul	Ags	Sep	Okt	Nov	Des
2022	-1,41%											
2021	-1,43%	1,29%	2,43%	-0,18%	0,77%	1,56%	0,02%	1,23%	1,38%	1,07%	1,18%	2,14%
2020	-0,69%	1,57%	2,83%	-1,53%	0,77%	1,47%	0,64%	2,75%	2,41%	-0,44%	0,15%	0,53%
2019	-1,05%	0,72%	1,37%	-0,03%	-0,05%	2,28%	0,19%	-0,05%	1,46%	0,33%	0,64%	0,58%

II. Nominal Simpanan Berdasarkan Tingkatan (≤ Rp100 juta)

Year	Jan	Feb	Mar	Apr	Mei	Jun	Jul	Ags	Sep	Okt	Nov	Des
2022	-4,25%											
2021	-3,65%	-1,33%	0,40%	4,09%	-0,52%	0,30%	-0,11%	-0,71%	0,45%	0,48%	1,09%	3,58%
2020	-2,60%	-0,37%	-0,01%	1,04%	3,72%	-1,10%	-0,26%	0,99%	2,11%	0,50%	1,14%	2,76%
2019	-2,10%	-0,71%	-0,31%	0,46%	7,75%	-4,10%	0,74%	-0,83%	-0,14%	0,61%	0,97%	3,43%

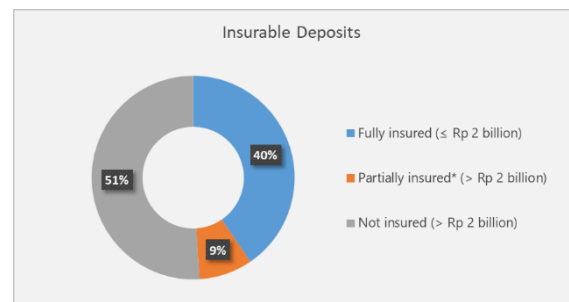
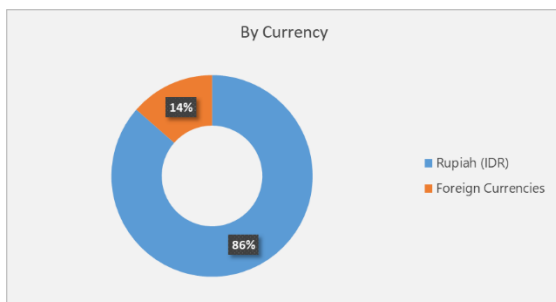
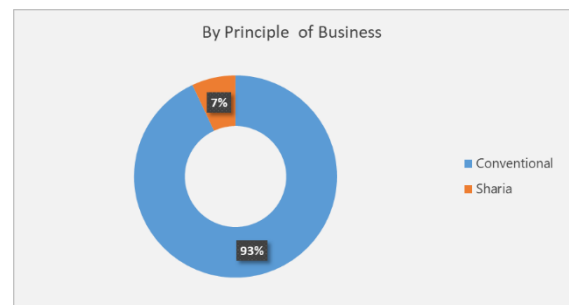
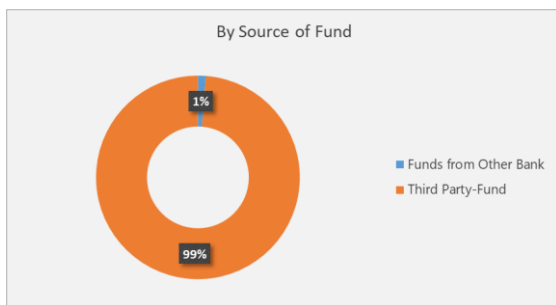
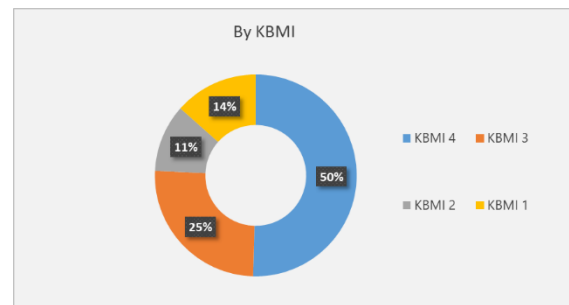
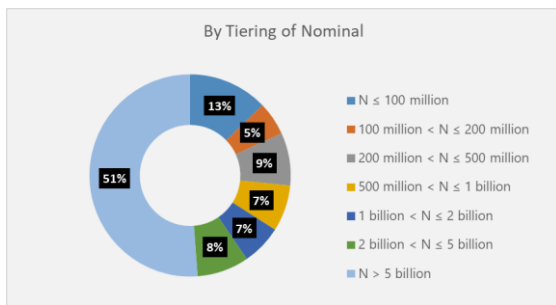
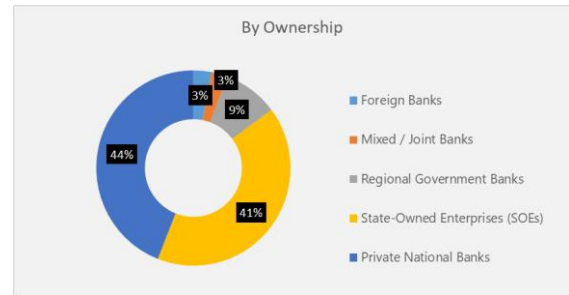
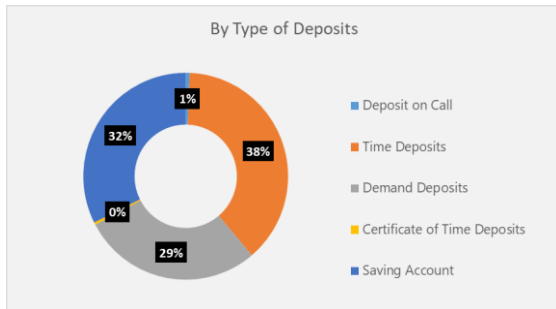
III. Nominal Simpanan Berdasarkan Tingkatan (> Rp5 miliar)

Year	Jan	Feb	Mar	Apr	Mei	Jun	Jul	Ags	Sep	Okt	Nov	Des
2022	-0,99%											
2021	-1,13%	3,55%	4,96%	-1,82%	0,63%	2,50%	-0,02%	2,51%	2,47%	1,48%	1,70%	1,71%
2020	0,41%	2,88%	5,65%	-3,75%	-0,32%	2,44%	1,02%	4,70%	3,87%	-1,12%	-0,70%	-1,32%
2019	-0,35%	1,70%	2,88%	-0,10%	-3,19%	4,61%	-0,49%	-0,10%	2,81%	0,22%	0,62%	-2,08%

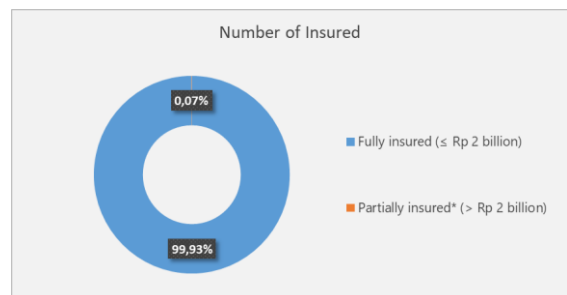
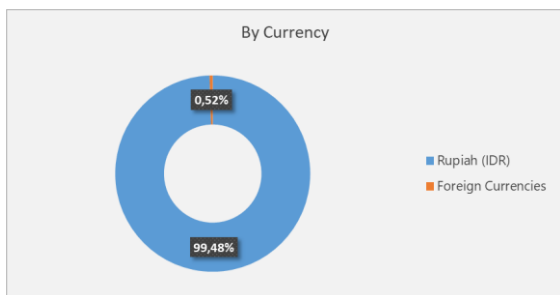
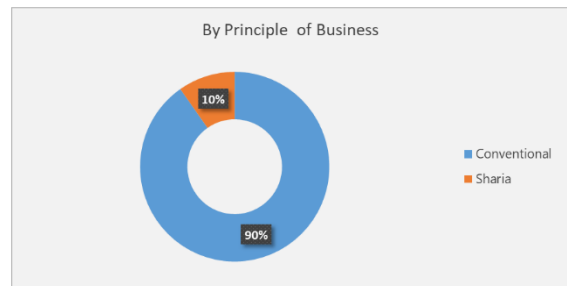
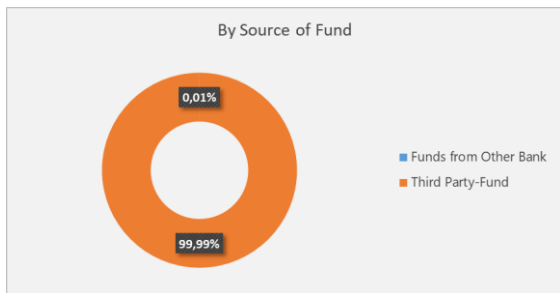
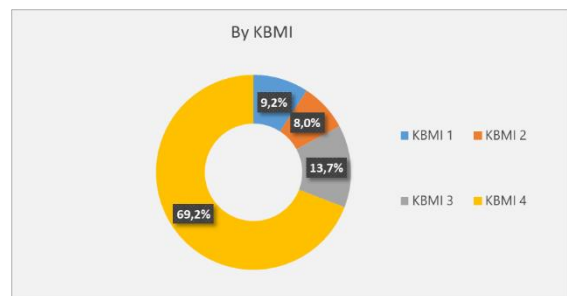
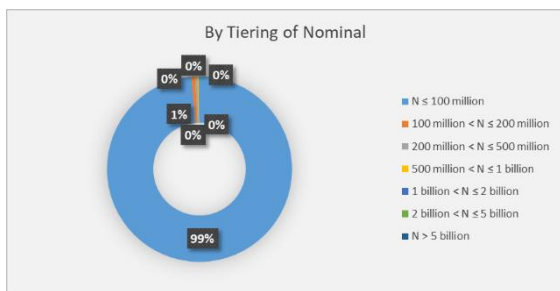
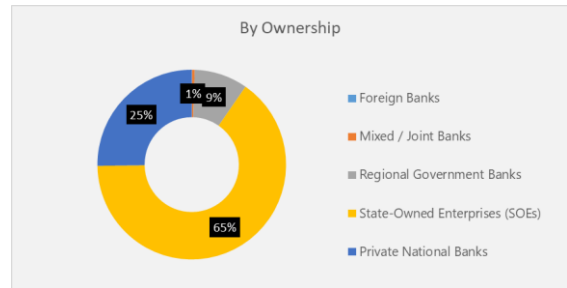
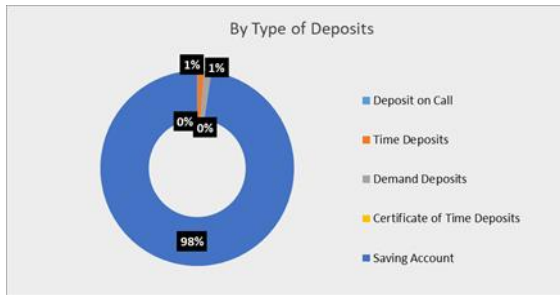
RINCIAN NOMINAL SIMPANAN

NOMINAL BREAKDOWN

(as of January 2022)



RINCIAN REKENING SIMPANAN ACCOUNT BREAKDOWN (as of January 2022)



SIMPANAN BERDASARKAN KEPEMILIKAN SIMPANAN, JENIS SIMPANAN DAN MATA UANG
DEPOSITS BY OWNERSHIP OF DEPOSITS, TYPE OF DEPOSITS AND CURRENCY
(as of January 2022)

Jenis Simpanan	Third Party-Fund		Funds from Other Bank		TOTAL		Type of Deposits
	Account	Nominal (Rp Trillion)	Account	Nominal (Rp Trillion)	Account	Nominal (Rp Trillion)	
Giro	5.324.111	2.058	11.837	57	5.335.948	2.115	Demand Deposits
Rupiah (IDR)	5.124.073	1.544	11.440	41	5.135.513	1.584	Rupiah (IDR)
Valuta Asing	200.038	514	397	16	200.435	530	Foreign Currencies
Tabungan	434.051.822	2.402	7.375	7	434.059.197	2.409	Saving Account
Rupiah (IDR)	432.045.550	2.228	7.370	7	432.052.920	2.235	Rupiah (IDR)
Valuta Asing	2.006.272	173	5	0	2.006.277	173	Foreign Currencies
Deposito on Call	242.623	39	341	7	242.964	46	Deposit on Call
Rupiah (IDR)	241.632	36	340	7	241.972	43	Rupiah (IDR)
Valuta Asing	991	3	1	0	992	3	Foreign Currencies
Deposito	4.810.390	2.826	7.391	16	4.817.781	2.842	Time Deposits
Rupiah (IDR)	4.686.228	2.527	7.381	16	4.693.609	2.543	Rupiah (IDR)
Valuta Asing	124.162	299	10	0	124.172	299	Foreign Currencies
Sertifikat Deposito	23.823	22	1.047	6	24.870	28	Certificate of Time Deposits
Rupiah (IDR)	23.436	18	1.047	6	24.483	25	Rupiah (IDR)
Valuta Asing	387	3	-	-	387	3	Foreign Currencies
TOTAL	444.452.769	7.346	27.991	94	444.480.760	7.440	TOTAL
Rupiah (IDR)	442.120.919	6.353	27.578	77	442.148.497	6.431	Rupiah (IDR)
Valuta Asing	2.331.850	993	413	16	2.332.263	1.009	Foreign Currencies

SIMPANAN BERDASARKAN KEPEMILIKAN SIMPANAN, TIERING NOMINAL DAN MATA UANG
DEPOSITS BY OWNERSHIP OF DEPOSITS, NOMINAL TIERING AND CURRENCY
(as of January 2022)

Tiering Simpanan	Third Party-Fund		Funds from Other Bank		TOTAL		Nominal Tiering
	Account	Nominal (Rp Trillion)	Account	Nominal (Rp Trillion)	Account	Nominal (Rp Trillion)	
N ≤ 100 Jt	438.215.415	949	10.559	0	438.225.974	950	N ≤ 100 M
Rupiah (IDR)	436.186.471	936	10.472	0	436.196.943	936	Rupiah (IDR)
Valuta Asing	2.028.944	13	87	0	2.029.031	13	Foreign Currencies
100 Jt < N ≤ 200 Jt	2.857.530	400	2.067	0	2.859.597	400	100 M < N ≤ 200 M
Rupiah (IDR)	2.753.555	385	2.049	0	2.755.604	386	Rupiah (IDR)
Valuta Asing	103.975	15	18	0	103.993	15	Foreign Currencies
200 Jt < N ≤ 500 Jt	1.967.372	628	4.491	2	1.971.863	629	200 M < N ≤ 500 M
Rupiah (IDR)	1.871.079	597	4.462	2	1.875.541	599	Rupiah (IDR)
Valuta Asing	96.293	31	29	0	96.322	31	Foreign Currencies
500 Jt < N ≤ 1 M	761.403	548	3.792	3	765.195	551	500 M < N ≤ 1 B
Rupiah (IDR)	716.964	517	3.762	3	720.726	520	Rupiah (IDR)
Valuta Asing	44.439	31	30	0	44.469	31	Foreign Currencies
1 M < N ≤ 2 M	336.977	475	3.121	5	340.098	480	1 B < N ≤ 2 B
Rupiah (IDR)	311.541	440	3.086	5	314.627	445	Rupiah (IDR)
Valuta Asing	25.436	35	35	0	25.471	35	Foreign Currencies
2 M < N ≤ 5 M	195.530	613	2.236	7	197.766	621	2 B < N ≤ 5 B
Rupiah (IDR)	179.475	564	2.192	7	181.667	571	Rupiah (IDR)
Valuta Asing	16.055	50	44	0	16.099	50	Foreign Currencies
N > 5 M	118.542	3.733	1.725	76	120.267	3.809	N > 5 B
Rupiah (IDR)	101.834	2.914	1.555	59	103.389	2.974	Rupiah (IDR)
Valuta Asing	16.708	818	170	16	16.878	835	Foreign Currencies
TOTAL	444.452.769	7.346	27.991	94	444.480.760	7.440	TOTAL
Rupiah (IDR)	442.120.919	6.353	27.578	77	442.148.497	6.431	Rupiah (IDR)
Valuta Asing	2.331.850	993	413	16	2.332.263	1.009	Foreign Currencies

SIMPANAN BERDASARKAN KEPEMILIKAN SIMPANAN, BESARAN NILAI SIMPANAN DAN MATA UANG
DEPOSITS BY OWNERSHIP OF DEPOSITS, NOMINAL OF DEPOSITS AND CURRENCY

(as of January 2022)

Simpanan Dijamin	Third Party-Fund	Nominal (Rp Trillion)	Funds from Other Bank		TOTAL	Nominal (Rp Trillion)	Insured Deposits
	Account		Account	Nominal (Rp Trillion)	Account		
N ≤ 2 M	444.138.697	3.000	24.030	10	444.162.727	3.011	N ≤ IDR 2 B (Fully insured)
Rupiah (IDR)	441.839.610	2.875	23.831	10	441.863.441	2.886	Rupiah (IDR)
Valuta Asing	2.299.087	125	199	0	2.299.286	125	Foreign Currencies
N > 2 M	314.072	4.346	3.961	83	318.033	4.429	N > IDR 2 B (Partially insured)
Rupiah (IDR)	281.309	3.478	3.747	67	285.056	3.545	Rupiah (IDR)
Valuta Asing	32.763	868	214	16	32.977	884	Foreign Currencies
TOTAL	444.452.769	7.346	27.991	94	444.480.760	7.440	TOTAL
Rupiah (IDR)	442.120.919	6.353	27.578	77	442.148.497	6.431	Rupiah (IDR)
Valuta Asing	2.331.850	993	413	16	2.332.263	1.009	Foreign Currencies

SIMPANAN BERDASARKAN KEPEMILIKAN SIMPANAN, SIMPANAN DIJAMIN DAN MATA UANG
DEPOSITS BY OWNERSHIP OF DEPOSITS, INSURED DEPOSITS AND CURRENCY

(as of January 2022)

Simpanan Dijamin	Third Party-Fund	Nominal (Rp Trillion)	Funds from Other Bank		TOTAL	Nominal (Rp Trillion)	Insured Deposits
	Account		Account	Nominal (Rp Trillion)	Account		
N ≤ 2 M (Dijamin Seluruh)	444.138.697	3.000	24.030	10	444.162.727	3.011	N ≤ IDR 2 B (Fully insured)
Rupiah (IDR)	441.839.610	2.875	23.831	10	441.863.441	2.886	Rupiah (IDR)
Valuta Asing	2.299.087	125	199	0	2.299.286	125	Foreign Currencies
N > 2 M (Dijamin Sebagian)	314.072	628	3.961	8	318.033	636	N > IDR 2 B (Partially insured)
Rupiah (IDR)	281.309	563	3.747	7	285.056	570	Rupiah (IDR)
Valuta Asing	32.763	66	214	0	32.977	66	Foreign Currencies
TOTAL	444.452.769	3.628	27.991	18	444.480.760	3.647	TOTAL
Rupiah (IDR)	442.120.919	3.438	27.578	18	442.148.497	3.456	Rupiah (IDR)
Valuta Asing	2.331.850	190	413	1	2.332.263	191	Foreign Currencies

SIMPANAN BERDASARKAN PROVINSI
DEPOSITS BY PROVINCES
(as of as of January 2022)

No	Provinsi (Province)	Jumlah Rekening	Nominal* (Rp Trillion)
1	Daerah Khusus Ibukota Jakarta	407.812.261	6.776
2	Jawa Barat	6.506.578	121
3	Jawa Timur	6.276.982	105
4	Jawa Tengah	2.536.738	66
5	Sumatera Utara	1.639.424	43
6	Riau	1.162.272	25
7	Sumatera Selatan	1.432.359	25
8	Kalimantan Timur	1.030.768	24
9	Bali	723.752	24
10	Sumatera Barat	1.419.509	23
11	Aceh	2.427.465	23
12	Sulawesi Selatan	789.910	19
13	Papua	979.338	19
14	Kalimantan Barat	2.051.750	17
15	Sulawesi Utara	541.090	16
16	Kalimantan Selatan	479.296	14
17	Daerah Istimewa Yogyakarta	921.467	13
18	Nusa Tenggara Timur	1.692.709	12
19	Jambi	357.669	10
20	Nusa Tenggara Barat	960.077	9
21	Lampung	536.684	9
22	Kalimantan Tengah	401.134	9
23	Sulawesi Tenggara	489.026	8
24	Sulawesi Tengah	398.914	8
25	Maluku	375.826	7
26	Bengkulu	415.437	7
27	Banten	122.325	7
TOTAL		444.480.760	7.440

*Based on head office in Provinces