



LEMBAGA
PENJAMIN
SIMPANAN

Indonesia
Deposit
Insurance
Corporation

Distribusi Simpanan Bank Umum

November 2016

DAFTAR ISI

Keterangan		2
1. Pertumbuhan Total Simpanan dan Jumlah Rekening pada Bank Umum		3
Total Simpanan dan Jumlah Rekening	Tabel 1	3
Pertumbuhan Total Simpanan dan Jumlah Rekening	Grafik 1	3
Tabel Pertumbuhan Simpanan dan Jumlah Rekening Year on Year	Tabel 1.1	4
2. Distribusi Total Simpanan dan Jumlah Rekening Berdasarkan Jenis Simpanan		5
2.1. Total Simpanan dan Jumlah Rekening Berdasarkan Jenis Simpanan dan Valuta	Tabel 2	5
2.2. Distribusi Total Simpanan dan Jumlah Rekening Berdasarkan Jenis Simpanan		6
Distribusi Total Simpanan Berdasarkan Jenis Simpanan	Grafik 2a	6
Distribusi Jumlah Rekening Berdasarkan jenis Simpanan	Grafik 2b	6
2.3. Dana Pihak ketiga Berdasarkan Jumlah Simpanan dan Valuta	Tabel 3	7
2.4. Distribusi Nominal dan Rekening Dana Pihak Ketiga Berdasarkan Jenis Simpanan		8
Distribusi Nominal dan Rekening Dana Pihak Ketiga Berdasarkan Jenis Simpanan	Grafik 3a, 3b	8
2.5. Simpanan Dari Bank Lain Berdasarkan Jenis Simpanan dan Valuta	Tabel 4	9
2.6. Distribusi Nominal dan Rekening Simpanan dari Bank Lain Berdasarkan Jenis Simpanan	Grafik 4a, 4b	10
3. Distribusi Simpanan Berdasarkan Segmen Nominal Simpanan		11
3.1. Total Simpanan Berdasarkan Segmen Nominal dan Valuta	Tabel 5	11
3.2. Dana Pihak Ketiga Berdasarkan Segmen Nominal dan Valuta	Tabel 6	12
3.3. Simpanan dari Bank Lain berdasarkan Segmen Nominal dan Valuta	Tabel 7	13
4. Distribusi Simpanan Berdasarkan Besaran Nilai Simpanan dan Valuta		14
4.1. Total Simpanan berdasarkan Besaran Nilai Simpanan dan Valuta	Tabel 8	14
4.2. Dana Pihak Ketiga berdasarkan Besaran Nilai Simpanan dan Valuta	Tabel 9	15
4.3. Simpanan dari Bank Lain berdasarkan Besaran Nilai Simpanan dan Valuta	Tabel 10	16
5. Distribusi Dana Pihak Ketiga dan Simpanan dari Bank Lain Yang Dijamin		17
5.1. Total Simpanan dan Distribusi Total Simpanan yang Dijamin dan Valuta	Tabel 11	17
Distribusi Total Simpanan Berdasarkan Simpanan yang Dijamin	Grafik 5	17
5.2. Dana Pihak Ketiga Berdasarkan Simpanan yang Dijamin dan Valuta	Tabel 12	18
Distribusi Dana Pihak Ketiga Berdasarkan Simpanan yang Dijamin dan Valuta	Grafik 6	18
5.3. Simpanan Dari Bank Lain Berdasarkan Simpanan yang Dijamin dan Valuta	Tabel 13	19
Distribusi DPK berdasarkan Simpanan yang Dijamin dan Valuta	Grafik 7	19

KETERANGAN

Sumber Data

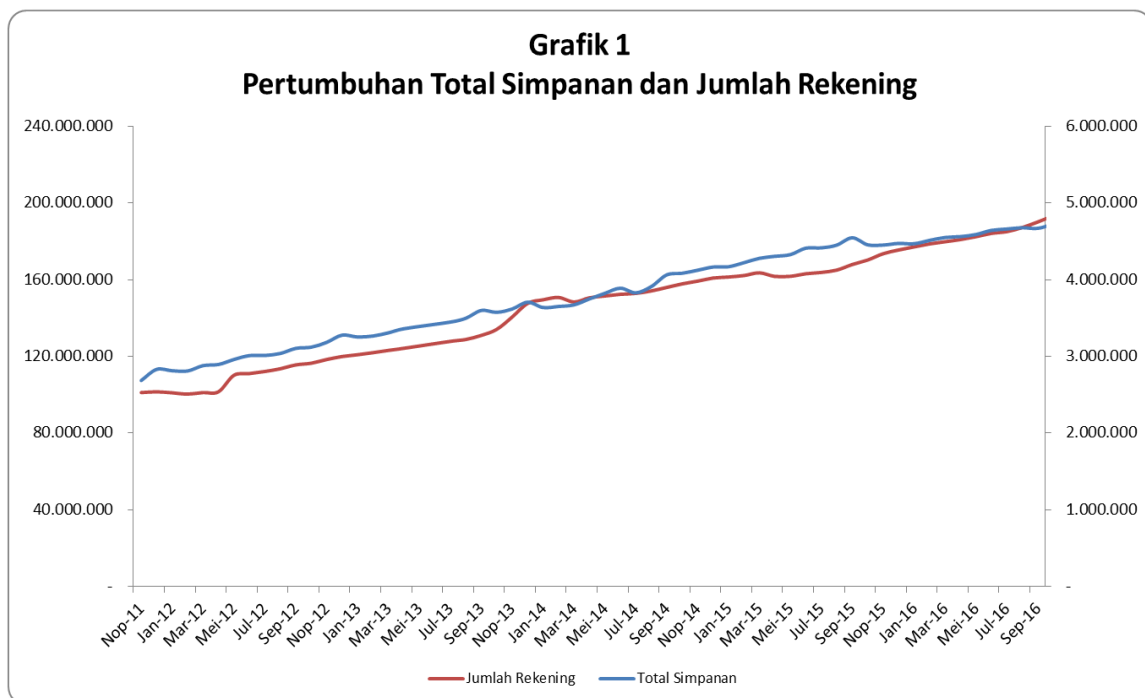
- Data yang digunakan bersumber dari Laporan Posisi Simpanan yang disampaikan oleh bank umum kepada Lembaga Penjamin Simpanan.
- Jumlah bank umum:
 - a. Bank Umum Konvensional : 105
 - b. Bank Umum Syariah : 13
- Terdapat 1 bank umum konvensional yaitu PT Bank Aceh yang mendapatkan ijin perubahan kegiatan usaha oleh OJK sesuai dengan salinan keputusan Dewan Komisiner OJK Nomor Kep-44/D.03/2016 tentang Pemberian Izin Perubahan Kegiatan Usaha Bank Umum Konvensional Menjadi Bank Umum Syariah PT Bank Aceh.
Sehingga jumlah bank umum konvensional berkurang 1 menjadi 105 bank dan bank umum syariah bertambah 1 bank menjadi 13 bank dengan jumlah bank tetap yaitu 118 bank.

Definisi

- *Simpanan* meliputi dana pihak ketiga dan simpanan dari bank lain.
- *Simpanan Yang Dijamin* meliputi:
 - a. seluruh simpanan yang nominalnya \leq Rp2 Miliar;
 - b. proporsi simpanan yang dijamin (Rp2 Miliar) dari seluruh simpanan dengan nominal di atas Rp2 Miliar.
- *Besaran Nilai Simpanan Yang Dijamin* adalah Rp2 Milyar per nasabah per bank sebagaimana diatur dalam Peraturan Pemerintah No. 66 Tahun 2008.

1. PERTUMBUHAN TOTAL SIMPANAN DAN JUMLAH REKENING PADA BANK UMUM

Tabel 1										
Total Simpanan dan Jumlah Rekening										
Bulan	2012		2013		2014		2015		2016	
	Rekening	Nominal (Rp Miliar)	Rekening	Nominal (Rp Miliar)	Rekening	Nominal (Rp Miliar)	Rekening	Nominal (Rp Miliar)	Rekening	Nominal (Rp Miliar)
Januari	100.995.991	2.812.389	120.846.777	3.253.000	149.530.751	3.637.382	161.428.538	4.168.841	177.136.780	4.468.860
Februari	100.339.507	2.809.349	121.930.266	3.265.247	150.736.550	3.651.574	162.168.106	4.222.482	178.672.201	4.512.757
Maret	101.097.601	2.879.534	123.124.821	3.307.495	148.368.994	3.671.553	163.591.483	4.279.063	179.821.600	4.550.907
April	101.531.209	2.894.013	124.229.263	3.360.138	150.569.713	3.749.915	161.703.787	4.305.689	180.940.127	4.562.449
Mei	110.120.237	2.958.972	125.424.329	3.399.580	151.524.434	3.822.525	161.794.457	4.327.966	182.436.133	4.589.453
Juni	111.011.366	3.010.181	126.795.614	3.434.159	152.378.966	3.889.318	163.120.385	4.411.687	184.178.717	4.643.511
Juli	112.124.718	3.011.850	127.809.412	3.447.375	152.859.205	3.828.767	163.802.232	4.415.367	185.076.206	4.661.705
Agustus	113.534.001	3.037.803	128.817.609	3.496.756	154.140.288	3.910.281	165.008.829	4.451.403	187.238.920	4.678.284
September	115.525.552	3.104.251	130.943.737	3.599.133	155.974.513	4.062.918	167.924.825	4.546.948	190.121.579	4.669.888
Oktober	116.426.607	3.119.552	134.082.846	3.574.573	157.829.886	4.084.023	170.285.831	4.454.912	193.352.209	4.728.935
Nopember	118.364.092	3.182.867	140.527.064	3.617.855	159.273.484	4.124.111	173.560.667	4.452.224	196.468.194	4.809.306
Desember	119.917.930	3.277.154	147.626.510	3.706.609	160.867.462	4.165.300	175.501.916	4.473.772		



Tabel 1.1						
Pertumbuhan Total Simpanan dan Jumlah Rekening						
Year On Year						
Tahun	Rekening	Nominal (Rp Miliar)	Rekening		Nominal	
			Δ	% Δ	Δ (Rp Milyar)	% Δ
2012	119.917.930	3.277.154	18.414.366	18,14%	446.832	15,79%
2013	147.626.510	3.706.609	27.708.580	23,11%	429.455	13,10%
2014	160.867.462	4.165.300	13.240.952	8,97%	458.691	12,37%
2015	175.501.916	4.473.772	14.634.454	9,10%	308.472	7,41%
2016	196.468.194	4.809.306	20.966.278	11,95%	335.534	7,50%

*) Data sampai dengan November 2016

2. DISTRIBUSI TOTAL SIMPANAN DAN JUMLAH REKENING BERDASARKAN JENIS SIMPANAN

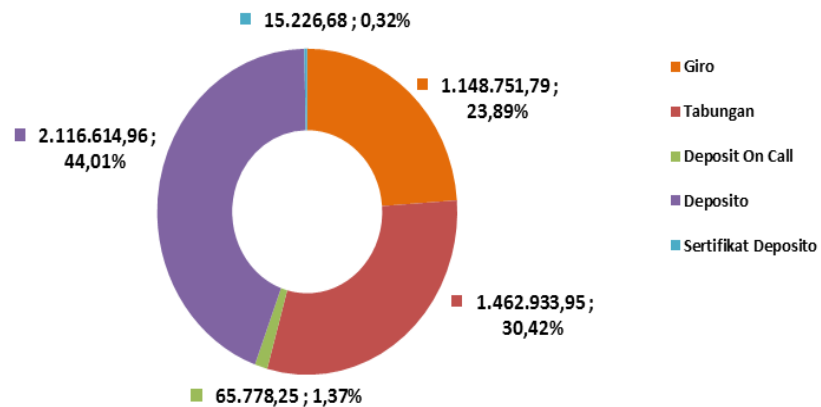
2.1. Total Simpanan dan Jumlah Rekening Berdasarkan Jenis Simpanan dan Valuta

Tabel 2												
Total Simpanan Berdasarkan Jenis Simpanan dan Valuta												
Jenis Simpanan	Okt-16				Nop-16				Δ			
	Rekening	%	Nominal (Rp Miliar)	%	Rekening	%	Nominal (Rp Miliar)	%	Δ Rekening	%	Δ Nominal (Rp Miliar)	%
Giro	3.196.009	1,65%	1.105.634	23,38%	2.945.395	1,50%	1.148.752	23,89%	(250.614)	-7,84%	43.117	3,90%
Rupiah	2.996.113	93,75%	803.259	72,65%	2.752.936	93,47%	837.929	72,94%	(243.177)	-8,12%	34.669	4,32%
Valas	199.896	6,25%	302.375	27,35%	192.459	6,53%	310.823	27,06%	(7.437)	-3,72%	8.448	2,79%
Tabungan	186.377.506	96,39%	1.432.097	30,28%	189.735.907	96,57%	1.462.934	30,42%	3.358.401	1,80%	30.837	2,15%
Rupiah	185.658.756	99,61%	1.302.746	90,97%	189.016.661	99,62%	1.332.832	91,11%	3.357.905	1,81%	30.086	2,31%
Valas	718.750	0,39%	129.351	9,03%	719.246	0,38%	130.102	8,89%	496	0,07%	751	0,58%
Deposit on Call	3.741	0,00%	69.433	1,47%	4.628	0,00%	65.778	1,37%	887	23,71%	(3.655)	-5,26%
Rupiah	3.498	93,50%	59.190	85,25%	4.339	93,76%	57.405	87,27%	841	24,04%	(1.785)	-3,02%
Valas	243	6,50%	10.243	14,75%	289	6,24%	8.373	12,73%	46	18,93%	(1.869)	-18,25%
Deposito	3.774.749	1,95%	2.109.656	44,61%	3.782.017	1,93%	2.116.615	44,01%	7.268	0,19%	6.959	0,33%
Rupiah	3.630.829	96,19%	1.852.677	87,82%	3.639.656	96,24%	1.839.815	86,92%	8.827	0,24%	(12.862)	-0,69%
Valas	143.920	3,81%	256.979	12,18%	142.361	3,76%	276.800	13,08%	(1.559)	-1,08%	19.821	7,71%
Sertifikat Deposito	204	0,00%	12.116	0,26%	247	0,00%	15.227	0,32%	43	21,08%	3.111	25,67%
Rupiah	204	0,00%	12.116	100,00%	242	97,98%	14.968	98,30%	38	18,63%	2.852	23,54%
Valas	-	0,00%	-	0,00%	5	2,02%	258	1,70%	5	0,00%	258	0,00%
Total	193.352.209	100,00%	4.728.935	100,00%	196.468.194	100,00%	4.809.306	100,00%	3.115.985	1,61%	80.370	1,70%
Rupiah	192.289.400	99,45%	4.029.988	85,22%	195.413.834	99,46%	4.082.950	84,90%	3.124.434	1,62%	52.962	1,31%
Valas	1.062.809	0,55%	698.947	14,78%	1.054.360	0,54%	726.356	15,10%	(8.449)	-0,79%	27.409	3,92%

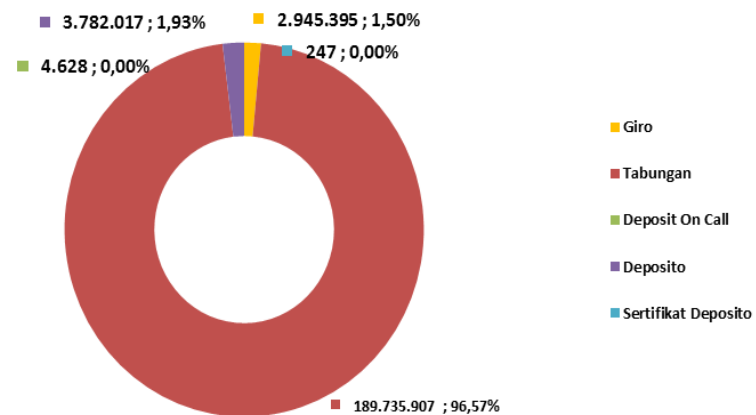
Keterangan: Prosentase simpanan pada masing-masing jenis simpanan merupakan prosentase terhadap total simpanan

2.2. Total Simpanan dan Jumlah Rekening Berdasarkan Jenis Simpanan dan Valuta Oktober 2016

Grafik 2a
Distribusi Total Simpanan Berdasarkan Jenis Simpanan
(Rp Miliar)



Grafik 2b
Distribusi Jumlah Rekening Berdasarkan Jenis Simpanan

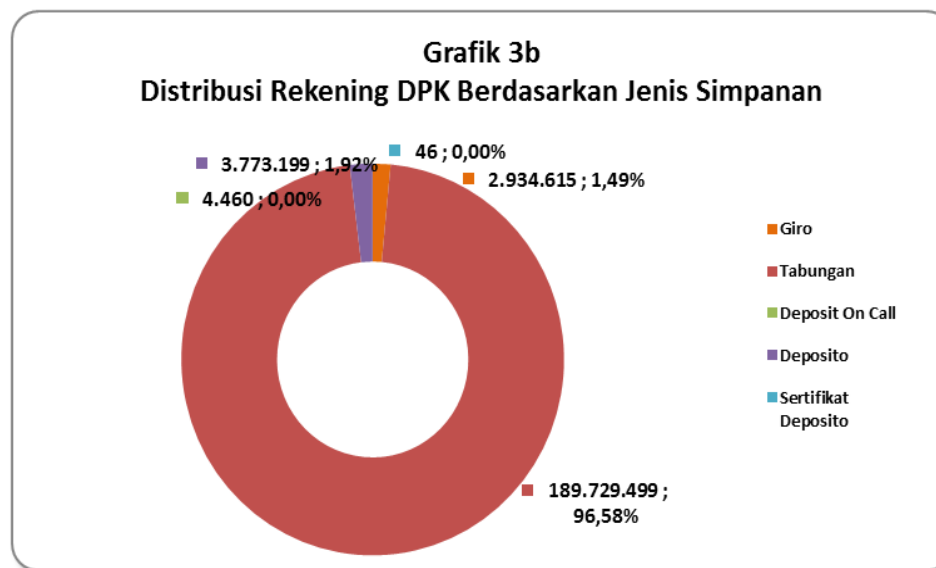
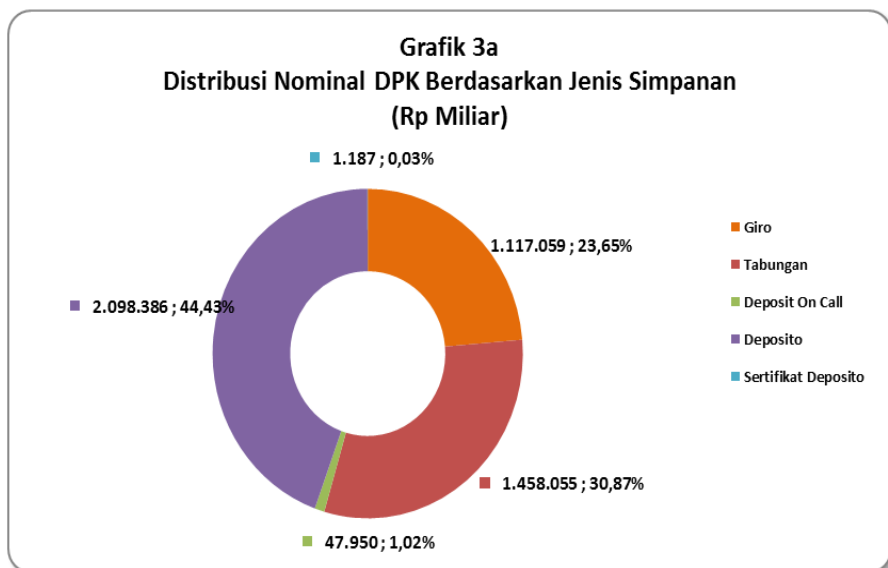


2.3. Dana Pihak Ketiga Berdasarkan Jenis Simpanan dan Valuta

Tabel 3												
DPK Berdasarkan Jenis Simpanan dan Valuta												
Jenis Simpanan	Okt-16				Nop-16				Δ			
	Rekening	%	Nominal (Rp Miliar)	%	Rekening	%	Nominal (Rp Miliar)	%	Δ Rekening	%	Δ Nominal (Rp Miliar)	%
Giro	3.185.306	1,65%	1.074.069	23,15%	2.934.615	1,49%	1.117.059	23,65%	(250.691)	-7,87%	42.990	4,00%
Rupiah	2.985.821	93,74%	779.646	72,59%	2.742.581	93,46%	814.752	72,94%	(243.240)	-8,15%	35.105	4,50%
Valas	199.485	6,26%	294.423	27,41%	192.034	6,54%	302.307	27,06%	(7.451)	-3,74%	7.884	2,68%
Tabungan	186.371.116	96,40%	1.427.433	30,76%	189.729.499	96,58%	1.458.055	30,87%	3.358.383	1,80%	30.622	2,15%
Rupiah	185.652.380	99,61%	1.298.095	90,94%	189.010.268	99,62%	1.328.101	91,09%	3.357.888	1,81%	30.006	2,31%
Valas	718.736	0,39%	129.338	9,06%	719.231	0,38%	129.954	8,91%	495	0,07%	616	0,48%
Deposit on Call	3.525	0,00%	47.189	1,02%	4.460	0,00%	47.950	1,02%	935	26,52%	761	1,61%
Rupiah	3.282	93,11%	36.947	78,29%	4.175	93,61%	39.888	83,19%	893	27,21%	2.942	7,96%
Valas	243	6,89%	10.243	21,71%	285	6,39%	8.061	16,81%	42	17,28%	(2.181)	-21,29%
Deposito	3.766.083	1,95%	2.090.144	45,05%	3.773.199	1,92%	2.098.386	44,43%	7.116	0,19%	8.241	0,39%
Rupiah	3.622.172	96,18%	1.833.856	87,74%	3.630.846	96,23%	1.822.243	86,84%	8.674	0,24%	(11.613)	-0,63%
Valas	143.911	3,82%	256.288	12,26%	142.353	3,77%	276.142	13,16%	(1.558)	-1,08%	19.854	7,75%
Sertifikat Deposito	43	0,00%	975	0,02%	46	0,00%	1.187	0,03%	3	6,98%	212	21,70%
Rupiah	43	100,00%	975	100,00%	41	89,13%	929	78,25%	(2)	-4,65%	(47)	-4,77%
Valas	-	0,00%	-	0,00%	5	10,87%	258	21,75%	5	0,00%	258	0,00%
Total	193.326.073	100,00%	4.639.811	100,00%	196.441.819	100,00%	4.722.636	100,00%	3.115.746	1,61%	82.825	1,79%
Rupiah	192.263.698	99,45%	3.949.519	85,12%	195.387.911	99,46%	4.005.913	84,82%	3.124.213	1,62%	56.394	1,43%
Valas	1.062.375	0,55%	690.292	14,88%	1.053.908	0,54%	716.723	15,18%	(8.467)	-0,80%	26.431	3,83%

Keterangan: Prosentase simpanan pada masing-masing jenis simpanan merupakan prosentase terhadap total simpanan

2.4. Distribusi Nominal dan Rekening Dana Pihak Ketiga Berdasarkan Jenis Simpanan Oktober 2016



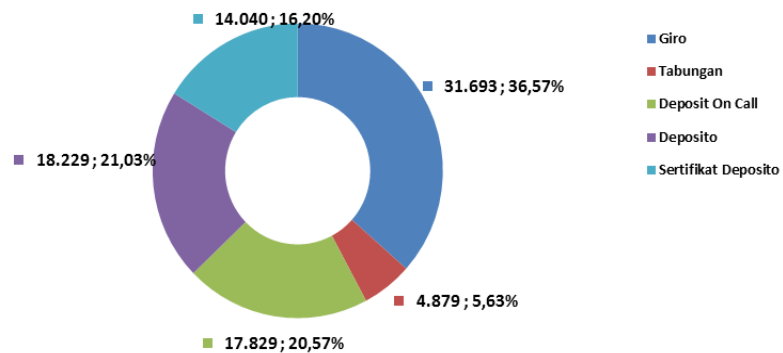
2.5. Simpanan Dari Bank Lain Berdasarkan Jenis Simpanan dan Valuta

Tabel 4												
Simpanan Dari Bank Lain Berdasarkan Jenis Simpanan dan Valuta												
Jenis Simpanan	Okt-16				Nop-16				Δ			
	Rekening	%	Nominal (Rp Miliar)	%	Rekening	%	Nominal (Rp Miliar)	%	Δ Rekening	%	Δ Nominal (Rp Miliar)	%
Giro	10.703	40,95%	31.565	35,42%	10.780	40,87%	31.693	36,57%	77	0,72%	128	0,40%
Rupiah	10.292	96,16%	23.613	74,81%	10.355	96,06%	23.177	73,13%	63	0,61%	(436)	-1,85%
Valas	411	3,84%	7.952	25,19%	425	3,94%	8.515	26,87%	14	3,41%	564	7,09%
Tabungan	6.390	24,45%	4.664	5,23%	6.408	24,30%	4.879	5,63%	18	0,28%	215	4,62%
Rupiah	6.376	99,78%	4.651	99,72%	6.393	99,77%	4.731	96,97%	17	0,27%	81	1,73%
Valas	14	0,22%	13	0,28%	15	0,23%	148	3,03%	1	7,14%	135	1042,72%
Deposit on Call	216	0,83%	22.244	24,96%	168	0,64%	17.829	20,57%	(48)	-22,22%	(4.415)	-19,85%
Rupiah	216	100,00%	22.244	100,00%	164	97,62%	17.517	98,25%	(52)	-24,07%	(4.727)	-21,25%
Valas	-	0,00%	-	0,00%	4	2,38%	312	1,75%	4	-8,33%	312	-7,06%
Deposito	8.666	33,16%	19.511	21,89%	8.818	33,43%	18.229	21,03%	152	1,75%	(1.282)	-6,57%
Rupiah	8.657	99,90%	18.820	96,46%	8.810	99,91%	17.572	96,39%	153	1,77%	(1.249)	-6,64%
Valas	9	0,10%	691	3,54%	8	0,09%	658	3,61%	(1)	-11,11%	(33)	-4,80%
Sertifikat Deposito	161	0,62%	11.141	12,50%	201	0,76%	14.040	16,20%	40	0,05%	2.899	26,02%
Rupiah	161	100,00%	11.141	100,00%	201	100,00%	14.040	0,00%	40	0,00%	2.899	26,02%
Valas	-	0,00%	-	0,00%	-	0,00%	-	0,00%	0	0,00%	0	0,00%
Total	26.136	100,00%	89.125	100,00%	26.375	100,00%	86.670	100,00%	239	0,91%	(2.455)	-2,75%
Rupiah	25.702	98,34%	80.469	90,29%	25.923	98,29%	77.037	88,89%	221	0,86%	(3.432)	-4,26%
Valas	434	1,66%	8.656	9,71%	452	1,71%	9.633	11,11%	18	4,15%	977	11,29%

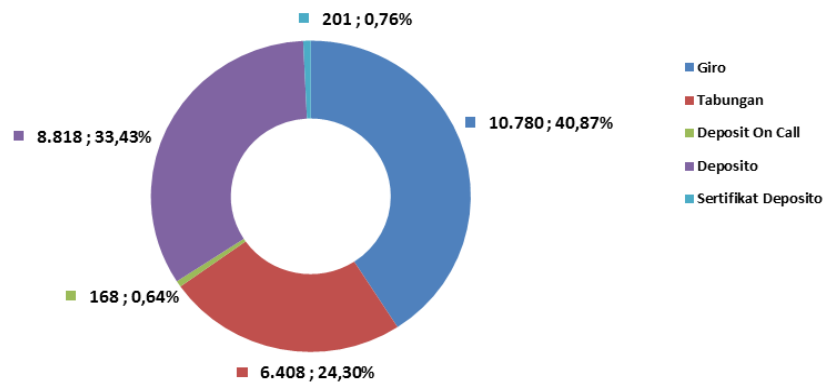
Keterangan: Prosentase simpanan pada masing-masing jenis simpanan merupakan prosentase terhadap total simpanan

2.6. Distribusi Nominal dan Rekening Simpanan dari Bank Lain Berdasarkan Jenis Simpanan September 2016

Grafik 4a
Distribusi Nominal Simpanan dari Bank Lain
Berdasarkan Jenis Simpanan
(Rp Miliar)



Grafik 4b
Distribusi Rekening Simpanan dari Bank Lain
Berdasarkan Jenis Simpanan



3. DISTRIBUSI SIMPANAN BERDASARKAN SEGMENT NOMINAL SIMPANAN

3.1. Total Simpanan Berdasarkan Segment Nominal dan Valuta

Tabel 5 Total Simpanan Berdasarkan Segment Nominal dan Valuta												
Nominal Simpanan	Okt-16				Nop-16				Δ			
	Rekening	%	Nominal (Rp Miliar)	%	Rekening	%	Nominal (Rp Miliar)	%	Δ Rekening	%	Δ Nominal (Rp Miliar)	%
N ≤ 100 Jt	189.257.866	97,88%	673.931	14,25%	192.320.152	97,89%	688.257	14,31%	3.062.286	1,62%	14.326	2,13%
Rupiah	188.489.538	99,59%	660.290	97,98%	191.560.229	99,60%	674.692	98,03%	3.070.691	1,63%	14.403	2,18%
Valas	768.328	0,41%	13.641	2,02%	759.923	0,40%	13.564	1,97%	(8.405)	-1,09%	(77)	-0,56%
100 Jt < N ≤ 200 Jt	1.863.842	0,96%	261.731	5,53%	1.889.041	0,96%	265.336	5,52%	25.199	1,35%	3.605	1,38%
Rupiah	1.760.514	94,46%	247.042	94,39%	1.788.242	94,66%	250.813	94,53%	27.728	1,57%	3.771	1,53%
Valas	103.328	5,54%	14.689	5,61%	100.799	5,34%	14.523	5,47%	(2.529)	-2,45%	(166)	-1,13%
200 Jt < N ≤ 500 Jt	1.249.732	0,65%	402.797	8,52%	1.267.112	0,64%	407.818	8,48%	17.380	1,39%	5.021	1,25%
Rupiah	1.159.933	92,81%	374.312	92,93%	1.175.193	92,75%	378.841	92,89%	15.260	1,32%	4.530	1,21%
Valas	89.799	7,19%	28.485	7,07%	91.919	7,25%	28.977	7,11%	2.120	2,36%	491	1,73%
500 Jt < N ≤ 1 M	504.369	0,26%	370.377	7,83%	508.098	0,26%	373.653	7,77%	3.729	0,74%	3.276	0,88%
Rupiah	459.971	91,20%	339.480	91,66%	464.136	91,35%	343.007	91,80%	4.165	0,91%	3.526	1,04%
Valas	44.398	8,80%	30.897	8,34%	43.962	8,65%	30.647	8,20%	(436)	-0,98%	(250)	-0,81%
1 M < N ≤ 2 M	248.252	0,13%	353.626	7,48%	251.290	0,13%	357.378	7,43%	3.038	1,22%	3.752	1,06%
Rupiah	221.562	89,25%	316.538	89,51%	224.985	89,53%	321.072	89,84%	3.423	1,54%	4.535	1,43%
Valas	26.690	10,75%	37.088	10,49%	26.305	10,47%	36.306	10,16%	(385)	-1,44%	(782)	-2,11%
2 M < N ≤ 5 M	147.136	0,08%	458.790	9,70%	150.410	0,08%	468.062	9,73%	3.274	2,23%	9.271	2,02%
Rupiah	131.561	89,41%	410.555	89,49%	133.920	89,04%	417.451	89,19%	2.359	1,79%	6.896	1,68%
Valas	15.575	10,59%	48.235	10,51%	16.490	10,96%	50.610	10,81%	915	5,87%	2.376	4,93%
N > 5 M	81.012	0,04%	2.207.683	46,68%	82.091	0,04%	2.248.802	46,76%	1.079	1,33%	41.119	1,86%
Rupiah	66.321	81,87%	1.681.771	76,18%	67.129	81,77%	1.697.073	75,47%	808	1,22%	15.302	0,91%
Valas	14.691	18,13%	525.912	23,82%	14.962	18,23%	551.729	24,53%	271	1,84%	25.817	4,91%
Total	193.352.209	100,00%	4.728.935	100,00%	196.468.194	100,00%	4.809.306	100,00%	3.115.985	1,61%	80.370	1,70%
Rupiah	192.289.400	99,45%	4.029.988	85,22%	195.413.834	99,46%	4.082.950	84,90%	3.124.434	1,62%	52.962	1,31%
Valas	1.062.809	0,55%	698.947	14,78%	1.054.360	0,54%	726.356	15,10%	(8.449)	-0,79%	27.409	3,92%

Keterangan: Prosentase simpanan pada masing-masing segment nominal simpanan merupakan prosentase terhadap total simpanan

3.2. Dana Pihak Ketiga Berdasarkan Segmen Nominal dan Valuta

Tabel 6 DPK Berdasarkan Segmen Nominal dan Valuta												
Nominal Simpanan	Okt-16				Nop-16				Δ			
	Rekening	%	Nominal (Rp Miliar)	%	Rekening	%	Nominal (Rp Miliar)	%	Δ Rekening	%	Δ Nominal (Rp Miliar)	%
N ≤ 100 Jt	189.246.942	97,89%	673.650	14,52%	192.309.136	97,90%	687.975	14,57%	3.062.194	1,62%	14.325	2,13%
Rupiah	188.478.740	99,59%	660.011	97,98%	191.549.343	99,60%	674.413	98,03%	3.070.603	1,63%	14.402	2,18%
Valas	768.202	0,41%	13.639	2,02%	759.793	0,40%	13.562	1,97%	(8.409)	-1,09%	(77)	-0,57%
100 Jt < N ≤ 200 Jt	1.861.139	0,96%	261.337	5,63%	1.886.355	0,96%	264.670	5,60%	25.216	1,35%	3.334	1,28%
Rupiah	1.757.844	94,45%	246.653	94,38%	1.785.592	94,66%	250.426	94,62%	27.748	1,58%	3.773	1,53%
Valas	103.295	5,55%	14.684	5,62%	100.763	5,34%	14.244	5,38%	(2.532)	-2,45%	(440)	-2,99%
200 Jt < N ≤ 500 Jt	1.245.668	0,64%	401.326	8,65%	1.263.016	0,64%	406.325	8,60%	17.348	1,39%	5.000	1,25%
Rupiah	1.155.905	92,79%	372.852	92,91%	1.171.131	92,72%	377.360	92,87%	15.226	1,32%	4.508	1,21%
Valas	89.763	7,21%	28.473	7,09%	91.885	7,28%	28.966	7,13%	2.122	2,36%	492	1,73%
500 Jt < N ≤ 1 M	501.019	0,26%	367.618	7,92%	504.742	0,26%	370.880	7,85%	3.723	0,74%	3.262	0,89%
Rupiah	456.646	91,14%	336.740	91,60%	460.812	91,30%	340.256	91,74%	4.166	0,91%	3.517	1,04%
Valas	44.373	8,86%	30.879	8,40%	43.930	8,70%	30.624	8,26%	(443)	-1,00%	(255)	-0,83%
1 M < N ≤ 2 M	246.246	0,13%	350.570	7,56%	249.178	0,13%	354.148	7,50%	2.932	1,19%	3.577	1,02%
Rupiah	219.584	89,17%	313.521	89,43%	222.907	89,46%	317.890	89,76%	3.323	1,51%	4.370	1,39%
Valas	26.662	10,83%	37.049	10,57%	26.271	10,54%	36.257	10,24%	(391)	-1,47%	(792)	-2,14%
2 M < N ≤ 5 M	145.586	0,08%	453.579	9,78%	148.816	0,08%	462.760	9,80%	3.230	2,22%	9.181	2,02%
Rupiah	130.052	89,33%	405.469	89,39%	132.364	88,94%	412.269	89,09%	2.312	1,78%	6.800	1,68%
Valas	15.534	10,67%	48.110	10,61%	16.452	11,06%	50.490	10,91%	918	5,91%	2.381	4,95%
N > 5 M	79.473	0,04%	2.131.731	45,94%	80.576	0,04%	2.175.878	46,07%	1.103	1,39%	44.147	2,07%
Rupiah	64.927	81,70%	1.614.273	75,73%	65.762	81,61%	1.633.298	75,06%	835	1,29%	19.024	1,18%
Valas	14.546	18,30%	517.457	24,27%	14.814	18,39%	542.580	24,94%	268	1,84%	25.122	4,85%
Total	193.326.073	100,00%	4.639.811	100,00%	196.441.819	100,00%	4.722.636	100,00%	3.115.746	1,61%	82.825	1,79%
Rupiah	192.263.698	99,45%	3.949.519	85,12%	195.387.911	99,46%	4.005.913	84,82%	3.124.213	1,62%	56.394	1,43%
Valas	1.062.375	0,55%	690.292	14,88%	1.053.908	0,54%	716.723	15,18%	(8.467)	-0,80%	26.431	3,83%

Keterangan: Prosentase simpanan pada masing-masing segmen nominal simpanan merupakan prosentase terhadap total simpanan

3.3. Simpanan dari Bank Lain Berdasarkan Segmen Nominal dan Valuta

Tabel 7 Simpanan Dari Bank Lain Berdasarkan Segmen Nominal dan Valuta												
Nominal Simpanan	Okt-16				Nop-16				Δ			
	Rekening	%	Nominal (Rp Miliar)	%	Rekening	%	Nominal (Rp Miliar)	%	Δ Rekening	%	Δ Nominal (Rp Miliar)	%
N ≤ 100 Jt	10.924	41,80%	280	0,31%	11.016	41,77%	281	0,32%	92	0,84%	1	0,34%
Rupiah	10.798	98,85%	278	99,23%	10.886	98,82%	279	99,12%	88	0,81%	1	0,23%
Valas	126	1,15%	2	0,77%	130	1,18%	2	0,88%	4	3,17%	0	14,38%
100 Jt < N ≤ 200 Jt	2.703	10,34%	394	0,44%	2.686	10,18%	665	0,77%	(17)	-0,63%	271	68,67%
Rupiah	2.670	98,78%	390	98,74%	2.650	98,66%	387	58,16%	(20)	-0,75%	(3)	-0,65%
Valas	33	1,22%	5	1,26%	36	1,34%	278	41,84%	3	9,09%	273	5505,34%
200 Jt < N ≤ 500 Jt	4.064	15,55%	1.471	1,65%	4.096	15,53%	1.493	1,72%	32	0,79%	21	1,44%
Rupiah	4.028	99,11%	1.459	99,17%	4.062	99,17%	1.481	99,25%	34	0,84%	22	1,52%
Valas	36	0,89%	12	0,83%	34	0,83%	11	0,75%	(2)	-5,56%	(1)	-7,74%
500 Jt < N ≤ 1 M	3.350	12,82%	2.759	3,10%	3.356	12,72%	2.773	3,20%	6	0,18%	14	0,52%
Rupiah	3.325	99,25%	2.741	99,34%	3.324	99,05%	2.750	99,17%	(1)	-0,03%	10	0,35%
Valas	25	0,75%	18	0,66%	32	0,95%	23	0,83%	7	28,00%	5	26,24%
1 M < N ≤ 2 M	2.006	7,68%	3.055	3,43%	2.112	8,01%	3.230	3,73%	106	5,28%	175	5,73%
Rupiah	1.978	98,60%	3.017	98,74%	2.078	98,39%	3.182	98,50%	100	5,06%	165	5,47%
Valas	28	1,40%	39	1,26%	34	1,61%	48	1,50%	6	21,43%	10	25,53%
2 M < N ≤ 5 M	1.550	5,93%	5.211	5,85%	1.594	6,04%	5.302	6,12%	44	2,84%	90	1,74%
Rupiah	1.509	97,35%	5.087	97,60%	1.556	97,62%	5.182	97,73%	47	3,11%	95	1,87%
Valas	41	2,65%	125	2,40%	38	2,38%	120	2,27%	(3)	-7,32%	(5)	-3,80%
N > 5 M	1.539	5,89%	75.953	85,22%	1.515	5,74%	72.925	84,14%	(24)	-1,56%	(3.028)	-3,99%
Rupiah	1.394	90,58%	67.498	88,87%	1.367	90,23%	63.776	87,45%	(27)	-1,94%	(3.722)	-5,51%
Valas	145	9,42%	8.455	11,13%	148	9,77%	9.149	12,55%	3	2,07%	694	8,21%
Total	26.136	100,00%	89.125	100,00%	26.375	100,00%	86.670	100,00%	239	0,91%	(2.455)	-2,75%
Rupiah	25.702	98,34%	80.469	90,29%	25.923	98,29%	77.037	88,89%	221	0,86%	(3.432)	-4,26%
Valas	434	1,66%	8.656	9,71%	452	1,71%	9.633	11,11%	18	4,15%	977	11,29%

Keterangan: Prosentase simpanan pada masing-masing segmen nominal simpanan merupakan prosentase terhadap total simpanan

4. DISTRIBUSI SIMPANAN BERDASARKAN BESARAN NILAI SIMPANAN DAN VALUTA

4.1. Total Simpanan Berdasarkan Besaran Nilai Simpanan dan Valuta

Tabel 8												
Total Simpanan Berdasarkan Besaran Nilai Simpanan dan Valuta												
Nominal Simpanan	Okt-16				Nop-16				Δ			
	Rekening	%	Nominal (Rp Miliar)	%	Rekening	%	Nominal (Rp Miliar)	%	Δ Rekening	%	Δ Nominal (Rp Miliar)	%
N ≤ 2 M	193.124.061	99,88%	2.062.462	43,61%	196.235.693	99,88%	2.092.442	43,51%	3.111.632	1,61%	29.980	1,45%
Rupiah	192.091.518	99,47%	1.937.661	93,95%	195.212.785	99,48%	1.968.425	94,07%	3.121.267	1,62%	30.764	1,59%
Valas	1.032.543	0,53%	124.800	6,05%	1.022.908	0,52%	124.016	5,93%	(9.635)	-0,93%	(784)	-0,63%
N > 2 M	228.148	0,12%	2.666.474	56,39%	232.501	0,12%	2.716.864	56,49%	4.353	1,91%	50.390	1,89%
Rupiah	197.882	86,73%	2.092.327	78,47%	201.049	86,47%	2.114.524	77,83%	3.167	1,60%	22.198	1,06%
Valas	30.266	13,27%	574.147	21,53%	31.452	13,53%	602.340	22,17%	1.186	3,92%	28.193	4,91%
Total	193.352.209	100,00%	4.728.935	100,00%	196.468.194	100,00%	4.809.306	100,00%	3.115.985	1,61%	80.370	1,70%
Rupiah	192.289.400	99,45%	4.029.987	85,22%	195.413.834	99,46%	4.082.950	84,90%	3.124.434	1,62%	52.963	1,31%
Valas	1.062.809	0,55%	698.947	14,78%	1.054.360	0,54%	726.356	15,10%	(8.449)	-0,79%	27.409	3,92%

Keterangan: Prosentase simpanan pada masing-masing segmen nominal simpanan meruakan prosentase terhadap total simpanan

4.2. Dana Pihak Ketiga Berdasarkan Besaran Nilai Simpanan dan Valuta

Tabel 9												
DPK Berdasarkan Besaran Nilai Simpanan dan Valuta												
Nominal Simpanan	Okt-16				Nop-16				Δ			
	Rekening	%	Nominal (Rp Miliar)	%	Rekening	%	Nominal (Rp Miliar)	%	Δ Rekening	%	Δ Nominal (Rp Miliar)	%
N ≤ 2 M	193.101.014	99,88%	2.054.501	44,28%	196.212.427	99,88%	2.083.999	44,13%	3.111.413	1,61%	29.498	1,44%
Rupiah	192.068.719	99,47%	1.929.777	93,93%	195.189.785	99,48%	1.960.346	94,07%	3.121.066	1,62%	30.569	1,58%
Valas	1.032.295	0,53%	124.724	6,07%	1.022.642	0,52%	123.653	5,93%	(9.653)	-0,94%	(1.071)	-0,86%
N > 2 M	225.059	0,12%	2.585.310	55,72%	229.392	0,12%	2.638.637	55,87%	4.333	1,93%	53.328	2,06%
Rupiah	194.979	86,63%	2.019.742	78,12%	198.126	86,37%	2.045.567	77,52%	3.147	1,61%	25.825	1,28%
Valas	30.080	13,37%	565.567	21,88%	31.266	13,63%	593.070	22,48%	1.186	3,94%	27.503	4,86%
Total	193.326.073	100,00%	4.639.811	100,00%	196.441.819	100,00%	4.722.636	100,00%	3.115.746	1,61%	82.825	1,79%
Rupiah	192.263.698	99,45%	3.949.519	85,12%	195.387.911	99,46%	4.005.913	84,82%	3.124.213	1,62%	56.394	1,43%
Valas	1.062.375	0,55%	690.292	14,88%	1.053.908	0,54%	716.723	15,18%	(8.467)	-0,80%	26.431	3,83%

Keterangan: Prosentase simpanan pada masing-masing segmen nominal simpanan merupakan prosentase terhadap total simpanan

4.3. Dana Pihak Ketiga Berdasarkan Besaran Nilai Simpanan dan Valuta

Tabel 10												
Simpanan Dari Bank Lain Berdasarkan Besaran Nilai Simpanan dan Valuta												
Nominal Simpanan	Okt-16				Nop-16				Δ			
	Rekening	%	Nominal (Rp Miliar)	%	Rekening	%	Nominal (Rp Miliar)	%	Δ Rekening	%	Δ Nominal (Rp Miliar)	%
N ≤ 2 M	23.047	88,18%	7.961	8,93%	23.266	88,21%	8.443	9,74%	219	0,95%	482	6,06%
Rupiah	22.799	98,92%	7.885	99,05%	23.000	98,86%	8.080	95,70%	201	0,88%	195	2,47%
Valas	248	1,08%	76	0,95%	266	1,14%	363	4,30%	18	7,26%	287	378,44%
N > 2 M	3.089	11,82%	81.164	91,07%	3.109	11,79%	78.227	90,26%	20	0,65%	(2.937)	-3,62%
Rupiah	2.903	93,98%	72.584	89,43%	2.923	94,02%	68.957	88,15%	20	0,69%	(3.627)	-5,00%
Valas	186	6,02%	8.580	10,57%	186	5,98%	9.269	11,85%	0	0,00%	690	8,04%
Total	26.136	100,00%	89.125	100,00%	26.375	100,00%	86.670	100,00%	239	0,91%	(2.455)	-2,75%
Rupiah	25.702	98,34%	80.469	90,29%	25.923	98,29%	77.037	88,89%	221	0,86%	(3.432)	-4,26%
Valas	434	1,66%	8.656	9,71%	452	1,71%	9.633	11,11%	18	4,15%	977	11,29%

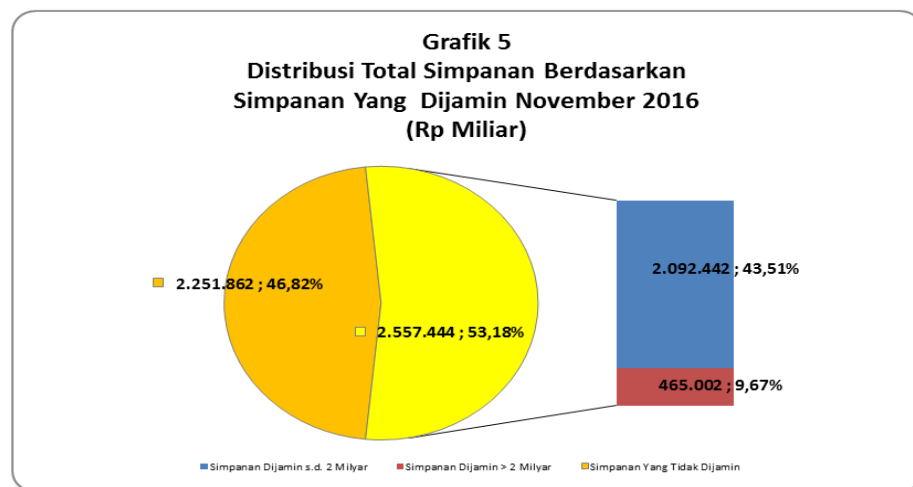
Keterangan: Prosentase simpanan pada masing-masing segmen nominal simpanan merupakan prosentase terhadap total simpanan

5. DISTRIBUSI DANA PIHAK KETIGA DAN SIMPANAN DARI BANK LAIN YANG DIJAMIN

5.1. Total Simpanan dan Distribusi Total Simpanan Berdasarkan Simpanan yang Dijamin dan Valuta

Tabel 11												
Total Simpanan Berdasarkan Simpanan Yang Dijamin dan Valuta												
Nominal Simpanan	Okt-16				Nop-16				Δ			
	Rekening	%	Nominal (Rp Miliar)	%	Rekening	%	Nominal (Rp Miliar)	%	Δ Rekening	%	Δ Nominal (Rp Miliar)	%
N ≤ 2 M	193.124.061	99,88%	2.062.462	81,88%	196.235.693	99,88%	2.092.442	81,82%	3.111.632	1,61%	29.980	1,45%
Rupiah	192.091.518	99,47%	1.937.661	93,95%	195.212.785	99,48%	1.968.425	94,07%	3.121.267	1,62%	30.764	1,59%
Valas	1.032.543	0,53%	124.800	6,05%	1.022.908	0,52%	124.016	5,93%	(9.635)	-0,93%	(784)	-0,63%
N > 2 M	228.148	0,12%	456.296	18,12%	232.501	0,12%	465.002	18,18%	4.353	1,91%	8.706	1,91%
Rupiah	197.882	86,73%	395.764	86,73%	201.049	86,47%	402.098	86,47%	3.167	1,60%	6.334	1,60%
Valas	30.266	13,27%	60.532	13,27%	31.452	13,53%	62.904	13,53%	1.186	3,92%	2.372	3,92%
Total	193.352.209	100,00%	2.518.758	100,00%	196.468.194	100,00%	2.557.444	100,00%	3.115.985	1,61%	38.686	1,54%
Rupiah	192.289.400	99,45%	2.333.425	92,64%	195.413.834	99,46%	2.370.523	92,69%	3.124.434	1,62%	37.098	1,59%
Valas	1.062.809	0,55%	185.332	7,36%	1.054.360	0,54%	186.920	7,31%	(8.449)	-0,79%	1.588	0,86%

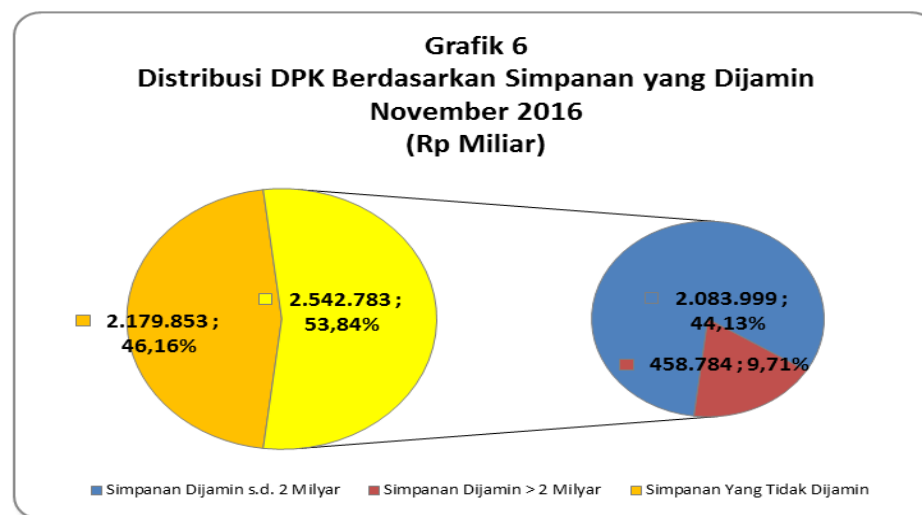
Keterangan: Prosentase simpanan pada masing-masing segmen nominal simpanan merupakan prosentase terhadap total simpanan



5.2. Dana Pihak Ketiga Berdasarkan Simpanan yang Dijamin dan Valuta

Tabel 12													
DPK berdasarkan Simpanan yang Dijamin dan Valuta													
Nominal Simpanan	Okt-16				Nop-16				Δ				
	Rekening	%	Nominal (Rp Miliar)	%	Rekening	%	Nominal (Rp Miliar)	%	Δ Rekening	%	Δ Nominal (Rp Miliar)	%	
N ≤ 2 M	193.101.014	99,88%	2.054.501	82,03%	196.212.427	99,88%	2.083.999	81,96%	3.111.413	1,61%	29.498	1,44%	
Rupiah	192.068.719	99,47%	1.929.777	93,93%	195.189.785	99,48%	1.960.346	94,07%	3.121.066	1,62%	30.569	1,58%	
Valas	1.032.295	0,53%	124.724	6,07%	1.022.642	0,52%	123.653	5,93%	(9.653)	-0,94%	(1.071)	-0,86%	
N > 2 M	225.059	0,12%	450.118	17,97%	229.392	0,12%	458.784	18,04%	4.333	1,93%	8.666	1,93%	
Rupiah	194.979	86,63%	389.958	86,63%	198.126	86,37%	396.252	86,37%	3.147	1,61%	6.294	1,61%	
Valas	30.080	13,37%	60.160	13,37%	31.266	13,63%	62.532	13,63%	1.186	3,94%	2.372	3,94%	
Total	193.326.073	100,00%	2.504.619	100,00%	196.441.819	100,00%	2.542.783	100,00%	3.115.746	1,61%	38.164	1,52%	
Rupiah	192.263.698	99,45%	2.319.735	92,62%	195.387.911	99,46%	2.356.598	92,68%	3.124.213	1,62%	36.863	1,59%	
Valas	1.062.375	0,55%	184.884	7,38%	1.053.908	0,54%	186.185	7,32%	(8.467)	-0,80%	1.301	0,70%	

Keterangan: Prosentase simpanan pada masing-masing segmen nominal simpanan merupakan prosentase terhadap total simpanan



5.3. Simpanan dari Bank Lain Berdasarkan Simpanan yang Dijamin dan Valuta

Tabel 13 Simpanan Dari Bank Lain Berdasarkan Simpanan Yang Dijamin dan Valuta												
Nominal Simpanan	Okt-16				Nop-16				Δ			
	Rekening	%	Nominal (Rp Miliar)	%	Rekening	%	Nominal (Rp Miliar)	%	Δ Rekening	%	Δ Nominal (Rp Miliar)	%
N ≤ 2 M	23.047	88,18%	7.961	56,30%	23.266	88,21%	8.443	57,59%	219	0,95%	482	6,06%
Rupiah	22.799	98,92%	7.885	99,05%	23.000	98,86%	8.080	95,70%	201	0,88%	195	2,47%
Valas	248	1,08%	76	0,95%	266	1,14%	363	4,30%	18	7,26%	287	378,44%
N > 2 M	3.089	11,82%	6.178	43,70%	3.109	11,79%	6.218	42,41%	20	0,65%	40	0,65%
Rupiah	2.903	93,98%	5.806	93,98%	2.923	94,02%	5.846	94,02%	20	0,69%	40	0,69%
Valas	186	6,02%	372	6,02%	186	5,98%	372	5,98%	0	0,00%	0	0,00%
Total	26.136	100,00%	14.139	100,00%	26.375	100,00%	14.661	100,00%	239	0,91%	522	3,69%
Rupiah	25.702	98,34%	13.691	96,83%	25.923	98,29%	13.926	94,98%	221	0,86%	235	1,72%
Valas	434	1,66%	448	3,17%	452	1,71%	735	5,02%	18	4,15%	287	64,16%

Keterangan: Prosentase simpanan pada masing-masing segmen nominal simpanan merupakan prosentase terhadap total simpanan

