



LEMBAGA  
PENJAMIN  
SIMPANAN

Indonesia  
Deposit  
Insurance  
Corporation

# Distribusi Simpanan Bank Umum

**Maret 2014**

## DAFTAR ISI

Keterangan		2
I. Pertumbuhan Total Simpanan dan Jumlah Rekening pada Bank Umum		3
Total Simpanan dan Jumlah Rekening	Tabel 1	3
Pertumbuhan Total Simpanan dan Jumlah Rekening	Grafik 1	3
Tabel Pertumbuhan Simpanan dan Jumlah Rekening Year on Year	Tabel 1.1	4
II. Distribusi Simpanan Berdasarkan Jenis Simpanan dan Valuta		4
Total Simpanan Berdasarkan Kepemilikan	Tabel 2	4
DPK Berdasarkan Jenis Simpanan dan Valuta	Tabel 3	5
Distribusi Nominal DPK Berdasarkan Jenis Simpanan	Grafik 2a	6
Distribusi Jumlah Rekening DPK Berdasarkan Jenis Simpanan	Grafik 2b	6
Simpanan Dari Bank Lain Berdasarkan Jenis Simpanan dan Valuta	Tabel 4	7
Distribusi Nominal Simpanan dari Bank Lain berdasarkan Jenis Simpanan	Grafik 3a	8
Distribusi Jumlah Rekening Simpanan dari Bank Lain berdasarkan Jenis Simpanan	Grafik 3b	8
III. Distribusi Simpanan Berdasarkan Segmen Nominal Simpanan		9
DPK Berdasarkan segmen Nominal dan Valuta	Tabel 5	9
Simpanan dari Bank Lain berdasarkan segmen Nominal dan Valuta	Tabel 6	10
IV. Distribusi Simpanan Berdasarkan Besaran Nilai Simpanan yang Dijamin dan Valuta		10
Total Simpanan berdasarkan Besaran Nilai Simpanan yang Dijamin dan Valuta	Tabel 7	11
Simpanan dari Bank Lain berdasarkan Besaran Nilai Simpanan yang Dijamin dan Valuta	Tabel 8	12
DPK berdasarkan Besaran Nilai Simpanan yang Dijamin dan Valuta	Tabel 9	13
V. Distribusi Simpanan Yang Dijamin dan Valuta		14
Total Simpanan berdasarkan Simpanan yang Dijamin dan Valuta	Tabel 10	14
DPK berdasarkan Simpanan yang Dijamin dan Valuta	Tabel 11	15
Simpanan dari Bank Lain berdasarkan Simpanan yang Dijamin dan Valuta	Tabel 12	16
Distribusi Total Simpanan berdasarkan Simpanan yang Dijamin	Grafik 4	14
Distribusi DPK berdasarkan Simpanan yang Dijamin dan Valuta	Grafik 5	15
Distribusi Simpanan dari Bank Lain berdasarkan Simpanan yang Dijamin dan Valuta	Grafik 6	16

## KETERANGAN

### Sumber Data

Data yang digunakan bersumber dari Laporan Posisi Simpanan yang disampaikan oleh bank umum kepada Lembaga Penjamin Simpanan.

Jumlah bank umum:

- a. Bank Umum Konvensional : 108
- b. Bank Umum Syariah : 11

### Definisi

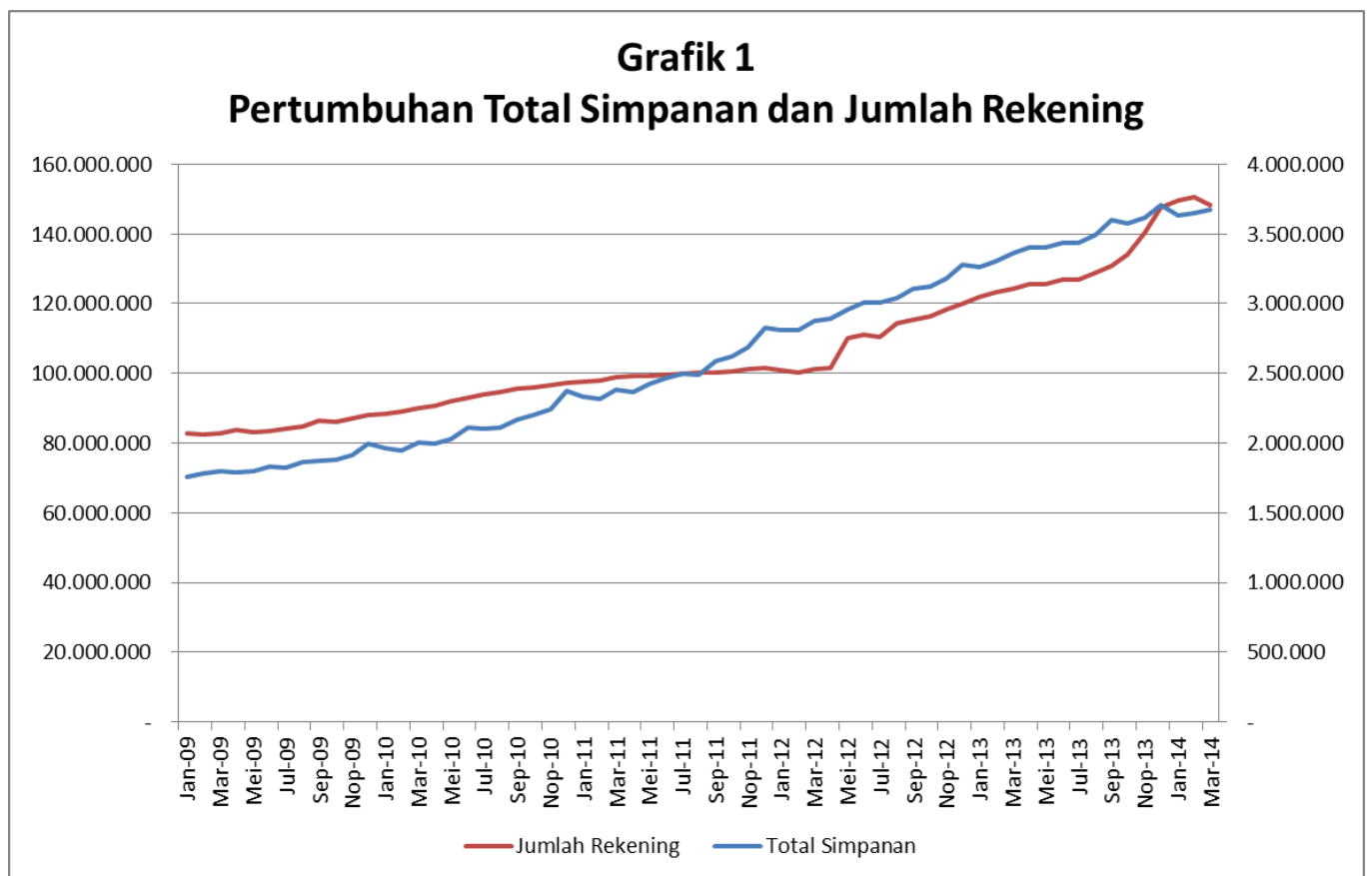
*Simpanan* meliputi Dana Pihak Ketiga dan simpanan dari bank lain.

*Simpanan Yang Dijamin* meliputi: a. seluruh simpanan yang nominalnya  $\leq$  Rp2 Miliar; b. proporsi simpanan yang dijamin (Rp2 Miliar) dari seluruh simpanan dengan nominal di atas Rp2 Miliar.

*Besaran Nilai Simpanan Yang Dijamin* adalah Rp2 Milyar per nasabah per bank sebagaimana diatur dalam Peraturan Pemerintah No. 66 Tahun 2008.

# I. PERTUMBUHAN TOTAL SIMPANAN DAN JUMLAH REKENING PADA BANK UMUM

Tabel 1										
Total Simpanan dan Jumlah Rekening										
Bulan	2010		2011		2012		2013		2014	
	Rekening	Nominal (Rp Miliar)	Rekening	Nominal (Rp Miliar)	Rekening	Nominal (Rp Miliar)	Rekening	Nominal (Rp Miliar)	Rekening	Nominal (Rp Miliar)
Januari	88.480.348	1.966.836,06	97.500.965	2.330.579,53	100.995.991	2.812.388,54	120.846.777	3.253.000,21	149.497.368	3.637.382,37
Februari	89.097.749	1.948.440,83	98.091.890	2.316.084,58	100.339.507	2.809.349,44	121.930.266	3.265.246,53	150.736.549	3.651.574,17
Maret	90.108.129	2.000.608,70	98.809.698	2.381.977,94	101.097.601	2.879.533,85	123.124.821	3.307.495,08	148.368.993	3.671.553,26
April	90.838.036	1.999.163,25	99.360.056	2.368.030,02	101.531.209	2.894.012,62	124.229.263	3.360.137,91		
Mei	91.956.415	2.029.219,63	99.237.439	2.424.450,11	110.120.237	2.958.972,39	125.424.329	3.399.579,70		
Juni	92.907.696	2.113.484,33	99.553.678	2.467.293,90	111.011.366	3.010.180,98	126.795.614	3.434.159,29		
Juli	93.937.955	2.104.264,85	99.992.834	2.494.705,98	112.124.718	3.011.850,23	127.809.412	3.447.375,48		
Agustus	94.540.213	2.113.793,52	100.162.979	2.492.507,44	113.534.001	3.037.802,64	128.817.609	3.496.755,58		
September	95.595.059	2.170.410,30	100.324.722	2.586.979,78	115.525.552	3.104.250,57	130.943.737	3.599.132,84		
Oktober	96.115.812	2.201.834,15	100.681.831	2.625.158,05	116.426.607	3.119.552,30	134.082.846	3.574.573,39		
Nopember	96.615.824	2.241.793,63	101.115.423	2.684.747,23	118.364.092	3.182.866,86	140.527.064	3.617.854,69		
Desember	97.204.863	2.370.982,77	101.503.564	2.830.322,74	119.917.930	3.277.154,34	147.626.510	3.706.609,35		



Tabel 1.1						
Pertumbuhan Simpanan dan Rekening Year On Year						
Tahun	Rekening	Nominal (Rp Miliar)	Rekening		Nominal	
			Δ	%Δ	Δ (Rp Milyar)	%Δ
2009	88.086.017	1.995.789,56	5.360.087	6,48%	227.174,23	12,84%
2010	97.204.863	2.370.982,77	9.118.846	10,35%	375.193,21	18,80%
2011	101.503.564	2.830.322,74	4.298.701	4,42%	459.339,98	19,37%
2012	119.917.930	3.277.154,34	18.414.366	18,14%	446.831,60	15,79%
2013	147.626.510	3.706.609,35	27.708.580	23,11%	429.455,01	13,10%
2014*)	148.368.993	3.671.553,26	742.483	0,50%	(35.056,09)	-0,95%

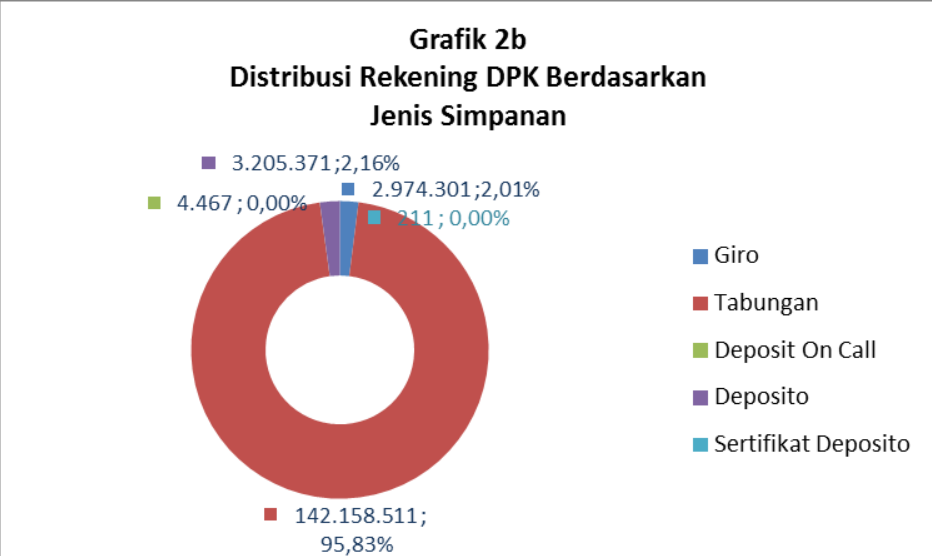
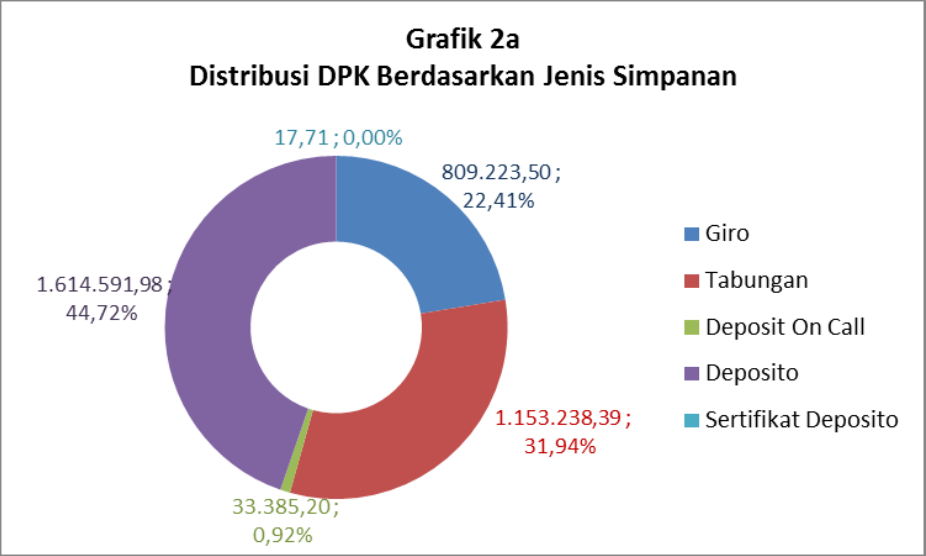
\*) Data sampai dengan Maret 2014

## II. DISTRIBUSI SIMPANAN BERDASARKAN JENIS SIMPANAN

Tabel 2						
Total Simpanan Berdasarkan Kepemilikan						
Jenis Simpanan	Feb-14		Mar-14		Δ	
	Rekening	Nominal (Rp Miliar)	Rekening	Nominal (Rp Miliar)	Δ Rekening	Δ Nominal (Rp Miliar)
<b>DPK</b>						
Giro	2.960.692	819.221,11	2.974.301	809.223,54	13.609	(9.997,57)
Tabungan	144.567.560	1.170.849,66	142.158.511	1.153.238,54	(2.409.049)	(17.611,12)
Deposit On Call	2.908	30.850,56	4.467	33.385,19	1.559	2.534,63
Deposito	3.178.688	1.573.718,59	3.205.371	1.614.591,94	26.683	40.873,35
Sertifikat Deposito	221	17,52	211	17,72	(10)	0,20
<b>Sub Total</b>	<b>150.710.069</b>	<b>3.594.657,45</b>	<b>148.342.861</b>	<b>3.610.456,93</b>	<b>(2.367.208)</b>	<b>15.799,48</b>
<b>Simpanan Bank Lain</b>						
Giro	9.685	24.126,78	9.450	23.826,19	(235)	(300,59)
Tabungan	7.392	3.156,85	7.313	3.484,14	(79)	327,29
Deposit On Call	185	15.445,61	240	18.214,40	55	2.768,79
Deposito	9.212	13.881,45	9.113	14.948,57	(99)	1.067,12
Sertifikat Deposito	6	306,03	16	623,19	10	317,16
<b>Sub Total</b>	<b>26.480</b>	<b>56.916,73</b>	<b>26.132</b>	<b>61.096,49</b>	<b>(348)</b>	<b>4.179,76</b>
<b>Total</b>	<b>150.736.549</b>	<b>3.651.574,17</b>	<b>148.368.993</b>	<b>3.671.553,42</b>	<b>(2.367.556)</b>	<b>19.979,25</b>

Tabel 3												
DPK Berdasarkan Jenis Simpanan dan Valuta												
Jenis Simpanan	Feb-14				Mar-14				Δ			
	Rekening	%	Nominal (Rp Miliar)	%	Rekening	%	Nominal (Rp Miliar)	%	Δ Rekening	%	Δ Nominal (Rp Miliar)	%
<b>Giro</b>	<b>2.960.692</b>	<b>1,96%</b>	<b>819.221,11</b>	<b>22,79%</b>	<b>2.974.301</b>	<b>2,01%</b>	<b>809.223,50</b>	<b>22,41%</b>	<b>13.609</b>	<b>0,46%</b>	<b>(9.997,61)</b>	<b>-1,22%</b>
Rupiah	2.665.648	90,03%	551.418,15	67,31%	2.678.766	90,06%	556.371	68,75%	13.118	0,49%	4.952,42	0,90%
Valas	295.044	9,97%	267.802,96	32,69%	295.535	9,94%	252.853	31,25%	491	0,17%	(14.950,03)	-5,58%
<b>Tabungan</b>	<b>144.567.560</b>	<b>95,92%</b>	<b>1.170.849,66</b>	<b>32,57%</b>	<b>142.158.511</b>	<b>95,83%</b>	<b>1.153.238,39</b>	<b>31,94%</b>	<b>(2.409.049)</b>	<b>-1,67%</b>	<b>(17.611,27)</b>	<b>-1,50%</b>
Rupiah	143.963.058	99,58%	1.084.445,09	92,62%	141.545.663	99,57%	1.066.471	92,48%	(2.417.395)	-1,68%	(17.973,63)	-1,66%
Valas	604.502	0,42%	86.404,57	7,38%	612.848	0,43%	86.767	7,52%	8.346	1,38%	362,36	0,42%
<b>Deposit on Call</b>	<b>2.908</b>	<b>0,00%</b>	<b>30.850,56</b>	<b>0,86%</b>	<b>4.467</b>	<b>0,00%</b>	<b>33.385,20</b>	<b>0,92%</b>	<b>1.559</b>	<b>53,61%</b>	<b>2.534,63</b>	<b>8,22%</b>
Rupiah	2.638	90,72%	23.961,68	77,67%	4.213	94,31%	27.688	82,94%	1.575	59,70%	3.726,47	15,55%
Valas	270	9,28%	6.888,88	22,33%	254	5,69%	5.697	17,06%	(16)	-5,93%	(1.191,84)	-17,30%
<b>Deposito</b>	<b>3.178.688</b>	<b>2,11%</b>	<b>1.573.718,59</b>	<b>43,78%</b>	<b>3.205.371</b>	<b>2,16%</b>	<b>1.614.591,98</b>	<b>44,72%</b>	<b>26.683</b>	<b>0,84%</b>	<b>40.873,40</b>	<b>2,60%</b>
Rupiah	3.016.263	94,89%	1.335.361,44	84,85%	3.040.342	94,85%	1.374.368	85,12%	24.079	0,80%	39.006,70	2,92%
Valas	162.425	5,11%	238.357,15	15,15%	165.029	5,15%	240.224	14,88%	2.604	1,60%	1.866,70	0,78%
<b>Sertifikat Deposito</b>	<b>221</b>	<b>0,00%</b>	<b>17,52</b>	<b>0,00%</b>	<b>211</b>	<b>0,00%</b>	<b>17,71</b>	<b>0,00%</b>	<b>(10)</b>	<b>-4,52%</b>	<b>0,18</b>	<b>1,05%</b>
Rupiah	221	100,00%	17,52	100,00%	211	100,00%	18	100,00%	(10)	-4,52%	0,18	1,05%
Valas	-	0,00%	-	0,00%	-	0,00%	-	0,00%	-	0,00%	-	0,00%
<b>Total</b>	<b>150.710.069</b>	<b>100,00%</b>	<b>3.594.657,45</b>	<b>100,00%</b>	<b>148.342.861</b>	<b>100,00%</b>	<b>3.610.456,78</b>	<b>100,00%</b>	<b>(2.367.208)</b>	<b>-1,57%</b>	<b>15.799,33</b>	<b>0,44%</b>
Rupiah	149.647.828	99,30%	2.995.204	83,32%	147.269.195	99,28%	3.024.916	83,78%	(2.378.633)	-1,59%	29.712,15	0,99%
Valas	1.062.241	0,70%	599.454	16,68%	1.073.666	0,72%	585.541	16,22%	11.425	1,08%	(13.912,81)	-2,32%

Keterangan: Prosentase simpanan pada masing-masing jenis simpanan merupakan prosentase terhadap total simpanan

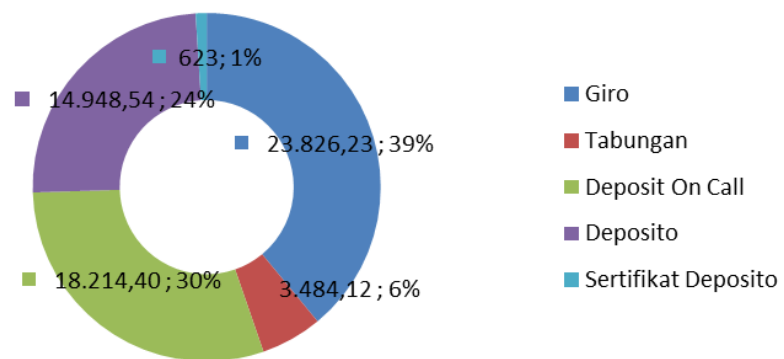


Tabel 4												
Simpanan Dari Bank Lain Berdasarkan Jenis Simpanan dan Valuta												
Jenis Simpanan	Feb-14				Mar-14				Δ			
	Rekening	%	Nominal (Rp Miliar)	%	Rekening	%	Nominal (Rp Miliar)	%	Δ Rekening	%	Δ Nominal (Rp Miliar)	%
<b>Giro</b>	<b>9.685</b>	<b>36,57%</b>	<b>24.126,78</b>	<b>42,39%</b>	<b>9.450</b>	<b>36,16%</b>	<b>23.826,23</b>	<b>39,00%</b>	<b>(235)</b>	<b>-2,43%</b>	<b>(300,56)</b>	<b>-1,25%</b>
Rupiah	9.322	96,25%	18.007,54	74,64%	9.081	96,10%	17.715,86	74,35%	(241)	-2,59%	(291,67)	-1,62%
Valas	363	3,75%	6.119,25	25,36%	369	3,90%	6.110,36	25,65%	6	1,65%	(8,89)	-0,15%
<b>Tabungan</b>	<b>7.392</b>	<b>27,92%</b>	<b>3.156,85</b>	<b>5,55%</b>	<b>7.313</b>	<b>27,98%</b>	<b>3.484,12</b>	<b>5,70%</b>	<b>(79)</b>	<b>-1,07%</b>	<b>327,27</b>	<b>10,37%</b>
Rupiah	7.385	99,91%	3.115,90	98,70%	7.307	99,92%	3.483,13	99,97%	(78)	-1,06%	367,24	11,79%
Valas	7	0,09%	40,95	1,30%	6	0,08%	0,99	0,03%	(1)	-14,29%	(39,97)	-97,59%
<b>Deposit on Call</b>	<b>185</b>	<b>0,70%</b>	<b>15.445,61</b>	<b>27,14%</b>	<b>240</b>	<b>0,92%</b>	<b>18.214,40</b>	<b>29,81%</b>	<b>55</b>	<b>29,73%</b>	<b>2.768,80</b>	<b>17,93%</b>
Rupiah	185	100,00%	15.445,61	100,00%	240	100,00%	18.214,40	100,00%	55	29,73%	2.768,80	17,93%
Valas	-	0,00%	-	0,00%	-	0,00%	-	0,00%	-	0,00%	-	0,00%
<b>Deposito</b>	<b>9.212</b>	<b>34,79%</b>	<b>13.881,45</b>	<b>24,39%</b>	<b>9.113</b>	<b>34,87%</b>	<b>14.948,54</b>	<b>24,47%</b>	<b>(99)</b>	<b>-1,07%</b>	<b>1.067,09</b>	<b>7,69%</b>
Rupiah	9.195	99,82%	13.171,56	94,89%	9.095	99,80%	14.503,74	97,02%	(100)	-1,09%	1.332,18	10,11%
Valas	17	0,18%	709,89	5,11%	18	0,20%	444,80	2,98%	1	5,88%	(265,09)	-37,34%
<b>Sertifikat Deposito</b>	<b>6</b>	<b>0,02%</b>	<b>306,03</b>	<b>0,54%</b>	<b>16</b>	<b>0,06%</b>	<b>623,19</b>	<b>1,02%</b>	<b>10</b>	<b>0,02%</b>	<b>317,15</b>	<b>103,63%</b>
Rupiah	6	0,00%	306,03	0,00%	16	0,00%	623,19	0,00%	10	0,00%	317,15	103,63%
Valas	-	0,00%	-	0,00%	-	0,00%	-	0,00%	-	0,00%	-	∞
<b>Total</b>	<b>26.480</b>	<b>100,00%</b>	<b>56.916,73</b>	<b>100,00%</b>	<b>26.132</b>	<b>100,00%</b>	<b>61.096,48</b>	<b>100,00%</b>	<b>(348)</b>	<b>-1,31%</b>	<b>4.179,75</b>	<b>7,34%</b>
Rupiah	26.093	98,54%	50.046,63	87,93%	25.739	98,50%	54.540,33	89,27%	(354)	-1,36%	4.493,69	8,98%
Valas	387	1,46%	6.870,09	12,07%	393	1,50%	6.556,15	10,73%	6	1,55%	(313,94)	-4,57%

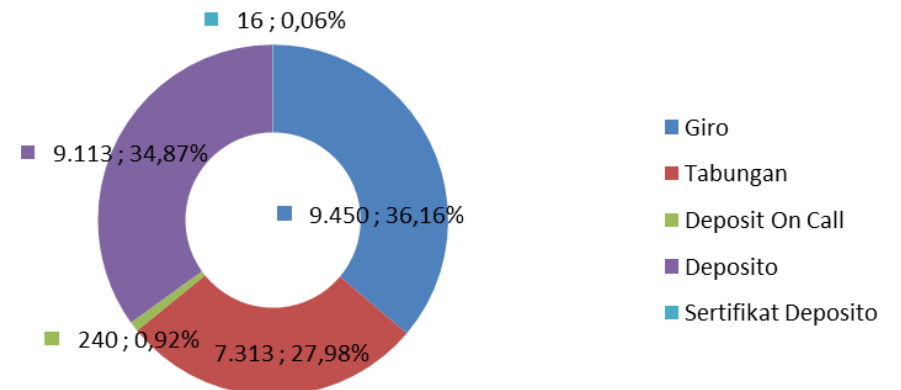
Keterangan: Prosentase simpanan pada masing-masing jenis simpanan merupakan prosentase terhadap total simpanan



**Grafik 3a**  
**Distribusi Simpanan dari Bank Lain berdasarkan**  
**Jenis Simpanan**



**Grafik 3b**  
**Distribusi Rekening Bank Lain Berdasarkan**  
**Jenis Simpanan**



### III. DISTRIBUSI SIMPANAN BERDASARKAN SEGMENT NOMINAL SIMPANAN

Tabel 5 DPK Berdasarkan Segmen Nominal dan Valuta												
Nominal Simpanan	Feb-14				Mar-14				Δ			
	Rekening	%	Nominal (Rp Miliar)	%	Rekening	%	Nominal (Rp Miliar)	%	Δ Rekening	%	Δ Nominal (Rp Miliar)	%
<b>N ≤ 100 Jt</b>	<b>147.377.661</b>	<b>97,79%</b>	<b>567.123,58</b>	<b>15,78%</b>	<b>144.996.480</b>	<b>97,74%</b>	<b>562.155,92</b>	<b>15,57%</b>	<b>(2.381.181)</b>	<b>-1,62%</b>	<b>(4.967,66)</b>	<b>-0,88%</b>
Rupiah	146.623.428	99,49%	553.351,21	97,57%	144.235.026	99,47%	548.409,85	97,55%	(2.388.402)	-1,63%	(4.941,37)	-0,89%
Valas	754.233	0,51%	13.772,37	2,43%	761.454	0,53%	13.746,08	2,45%	7.221	0,96%	(26,29)	-0,19%
<b>100 Jt &lt; N ≤ 200 Jt</b>	<b>1.505.957</b>	<b>1,00%</b>	<b>208.317,90</b>	<b>5,80%</b>	<b>1.518.788</b>	<b>1,02%</b>	<b>207.970,55</b>	<b>5,76%</b>	<b>12.831</b>	<b>0,85%</b>	<b>(347,35)</b>	<b>-0,17%</b>
Rupiah	1.397.701	92,81%	193.522,44	92,90%	1.409.990	92,84%	193.171,70	92,88%	12.289	0,88%	(350,74)	-0,18%
Valas	108.256	7,19%	14.795,45	7,10%	108.798	7,16%	14.798,84	7,12%	542	0,50%	3,39	0,02%
<b>200 Jt &lt; N ≤ 500 Jt</b>	<b>1.007.967</b>	<b>0,67%</b>	<b>320.846,81</b>	<b>8,93%</b>	<b>1.010.997</b>	<b>0,68%</b>	<b>319.583,03</b>	<b>8,85%</b>	<b>3.030</b>	<b>0,30%</b>	<b>(1.263,78)</b>	<b>-0,39%</b>
Rupiah	916.952	90,97%	292.438,67	91,15%	919.469	90,95%	291.199,38	91,12%	2.517	0,27%	(1.239,28)	-0,42%
Valas	91.015	9,03%	28.408,15	8,85%	91.528	9,05%	28.383,65	8,88%	513	0,56%	(24,49)	-0,09%
<b>500 Jt &lt; N ≤ 1 M</b>	<b>423.718</b>	<b>0,28%</b>	<b>310.258,03</b>	<b>8,63%</b>	<b>419.782</b>	<b>0,28%</b>	<b>307.310,54</b>	<b>8,51%</b>	<b>(3.936)</b>	<b>-0,93%</b>	<b>(2.947,49)</b>	<b>-0,95%</b>
Rupiah	377.053	88,99%	278.578,73	89,79%	373.144	88,89%	275.678,70	89,71%	(3.909)	-1,04%	(2.900,04)	-1,04%
Valas	46.665	11,01%	31.679,30	10,21%	46.638	11,11%	31.631,84	10,29%	(27)	-0,06%	(47,45)	-0,15%
<b>1 M &lt; N ≤ 2 M</b>	<b>214.977</b>	<b>0,14%</b>	<b>294.877,95</b>	<b>8,20%</b>	<b>216.904</b>	<b>0,15%</b>	<b>293.213,91</b>	<b>8,12%</b>	<b>1.927</b>	<b>0,90%</b>	<b>(1.664,04)</b>	<b>-0,56%</b>
Rupiah	185.653	86,36%	256.091,27	86,85%	184.346	84,99%	254.571,27	86,82%	(1.307)	-0,70%	(1.520,01)	-0,59%
Valas	29.324	13,64%	38.786,68	13,15%	32.558	15,01%	38.642,65	13,18%	3.234	11,03%	(144,03)	-0,37%
<b>2 M &lt; N ≤ 5 M</b>	<b>114.255</b>	<b>0,08%</b>	<b>354.890,78</b>	<b>9,87%</b>	<b>113.694</b>	<b>0,08%</b>	<b>352.820,55</b>	<b>9,77%</b>	<b>(561)</b>	<b>-0,49%</b>	<b>(2.070,23)</b>	<b>-0,58%</b>
Rupiah	96.230	84,22%	302.152,16	85,14%	95.761	84,23%	300.486,70	85,17%	(469)	-0,49%	(1.665,45)	-0,55%
Valas	18.025	15,78%	52.738,63	14,86%	17.933	15,77%	52.333,85	14,83%	(92)	-0,51%	(404,78)	-0,77%
<b>N &gt; 5 M</b>	<b>65.534</b>	<b>0,04%</b>	<b>1.538.342,39</b>	<b>42,80%</b>	<b>66.216</b>	<b>0,04%</b>	<b>1.567.402,27</b>	<b>43,41%</b>	<b>682</b>	<b>1,04%</b>	<b>29.059,88</b>	<b>1,89%</b>
Rupiah	50.811	77,53%	1.119.069,39	72,75%	51.459	77,71%	1.161.398,43	74,10%	648	1,28%	42.329,04	3,78%
Valas	14.723	22,47%	419.273,00	27,25%	14.757	22,29%	406.003,84	25,90%	34	0,23%	(13.269,16)	-3,16%
<b>Total</b>	<b>150.710.069</b>	<b>100,00%</b>	<b>3.594.657,45</b>	<b>100,00%</b>	<b>148.342.861</b>	<b>100,00%</b>	<b>3.610.456,78</b>	<b>100,00%</b>	<b>(2.367.208)</b>	<b>-1,57%</b>	<b>15.799,33</b>	<b>0,44%</b>
Rupiah	149.647.828	99,30%	2.995.203,88	83,32%	147.269.195	99,28%	3.024.916,03	83,78%	(2.378.633)	-1,59%	29.712,15	0,99%
Valas	1.062.241	0,70%	599.453,57	16,68%	1.073.666	0,72%	585.540,75	16,22%	11.425	1,08%	(13.912,81)	-2,32%

Keterangan: Prosentase simpanan pada masing-masing segmen nominal simpanan merupakan prosentase terhadap total simpanan

Tabel 6												
Simpanan Dari Bank Lain Berdasarkan Segmen Nominal dan Valuta												
Nominal Simpanan	Jan-14				Feb-14				Δ			
	Rekening	%	Nominal (Rp Miliar)	%	Rekening	%	Nominal (Rp Miliar)	%	Δ Rekening	%	Δ Nominal (Rp Miliar)	%
<b>N ≤ 100 Jt</b>	<b>13.935</b>	<b>52,62%</b>	<b>321,11</b>	<b>0,56%</b>	<b>13.800</b>	<b>52,81%</b>	<b>324,58</b>	<b>0,53%</b>	<b>(135)</b>	<b>-0,97%</b>	<b>3,47</b>	<b>1,08%</b>
Rupiah	13.825	99,21%	318,25	99,11%	13.689	99,20%	322,09	99,23%	(136)	-0,98%	3,84	1,21%
Valas	110	0,79%	2,86	0,89%	111	0,80%	2,48	0,77%	1	0,91%	(0,37)	-13,06%
<b>100 Jt &lt; N ≤ 200 Jt</b>	<b>2.773</b>	<b>10,47%</b>	<b>409,09</b>	<b>0,72%</b>	<b>2.825</b>	<b>10,81%</b>	<b>413,50</b>	<b>0,68%</b>	<b>52</b>	<b>1,88%</b>	<b>4,42</b>	<b>1,08%</b>
Rupiah	2.751	99,21%	405,80	99,20%	2.794	98,90%	409,30	98,98%	43	1,56%	3,50	0,86%
Valas	22	0,79%	3,28	0,80%	31	1,10%	4,20	1,02%	9	40,91%	0,92	27,92%
<b>200 Jt &lt; N ≤ 500 Jt</b>	<b>3.562</b>	<b>13,45%</b>	<b>1.266,17</b>	<b>2,22%</b>	<b>3.478</b>	<b>13,31%</b>	<b>1.234,39</b>	<b>2,02%</b>	<b>(84)</b>	<b>-2,36%</b>	<b>(31,78)</b>	<b>-2,51%</b>
Rupiah	3.529	99,07%	1.255,10	99,13%	3.444	99,02%	1.223,75	99,14%	(85)	-2,41%	(31,35)	-2,50%
Valas	33	0,93%	11,07	0,87%	34	0,98%	10,64	0,86%	1	3,03%	(0,43)	-3,88%
<b>500 Jt &lt; N ≤ 1 M</b>	<b>2.761</b>	<b>10,43%</b>	<b>2.298,46</b>	<b>4,04%</b>	<b>2.662</b>	<b>10,19%</b>	<b>2.219,00</b>	<b>3,63%</b>	<b>(99)</b>	<b>-3,59%</b>	<b>(79,47)</b>	<b>-3,46%</b>
Rupiah	2.728	98,80%	2.275,82	99,01%	2.631	98,84%	2.195,86	98,96%	(97)	-3,56%	(79,96)	-3,51%
Valas	33	1,20%	22,64	0,99%	31	1,16%	23,14	1,04%	(2)	-6,06%	0,50	2,20%
<b>1 M &lt; N ≤ 2 M</b>	<b>1.369</b>	<b>5,17%</b>	<b>2.078,68</b>	<b>3,65%</b>	<b>1.282</b>	<b>4,91%</b>	<b>1.931,23</b>	<b>3,16%</b>	<b>(87)</b>	<b>-6,36%</b>	<b>(147,45)</b>	<b>-7,09%</b>
Rupiah	1.339	97,81%	2.036,47	97,97%	1.258	98,13%	1.897,99	98,28%	(81)	-6,05%	(138,47)	-6,80%
Valas	30	2,19%	42,22	2,03%	24	1,87%	33,24	1,72%	(6)	-20,00%	(8,98)	-21,27%
<b>2 M &lt; N ≤ 5 M</b>	<b>1.117</b>	<b>4,22%</b>	<b>3.852,08</b>	<b>6,77%</b>	<b>1.030</b>	<b>3,94%</b>	<b>3.513,72</b>	<b>5,75%</b>	<b>(87)</b>	<b>-7,79%</b>	<b>(338,36)</b>	<b>-8,78%</b>
Rupiah	1.080	96,69%	3.729,09	96,81%	992	96,31%	3.389,07	96,45%	(88)	-8,15%	(340,02)	-9,12%
Valas	37	3,31%	122,99	3,19%	38	3,69%	124,65	3,55%	1	2,70%	1,66	1,35%
<b>N &gt; 5 M</b>	<b>963</b>	<b>3,64%</b>	<b>46.691,14</b>	<b>82,03%</b>	<b>1.055</b>	<b>4,04%</b>	<b>51.460,06</b>	<b>84,23%</b>	<b>92</b>	<b>9,55%</b>	<b>4.768,92</b>	<b>10,21%</b>
Rupiah	841	87,33%	40.026,10	85,73%	931	88,25%	45.102,27	87,65%	90	10,70%	5.076,16	12,68%
Valas	122	12,67%	6.665,03	14,27%	124	11,75%	6.357,79	12,35%	2	1,64%	(307,24)	-4,61%
<b>Total</b>	<b>26.480</b>	<b>100,00%</b>	<b>56.916,73</b>	<b>100,00%</b>	<b>26.132</b>	<b>100,00%</b>	<b>61.096,48</b>	<b>100,00%</b>	<b>(348)</b>	<b>-1,31%</b>	<b>4.179,75</b>	<b>7,34%</b>
Rupiah	26.093	98,54%	50.046,63	87,93%	25.739	98,50%	54.540,33	89,27%	(354)	-1,36%	4.493,69	8,98%
Valas	387	1,46%	6.870,09	12,07%	393	1,50%	6.556,15	10,73%	6	1,55%	(313,94)	-4,57%

Keterangan: Prosentase simpanan pada masing-masing segmen nominal simpanan merupakan prosentase terhadap total simpanan

#### IV. DISTRIBUSI SIMPANAN BERDASARKAN BESARAN NILAI SIMPANAN YANG DIJAMIN

Tabel 7 Total Simpanan Berdasarkan Besaran Nilai Simpanan yang Dijamin dan Valuta												
Nominal Simpanan	Feb-14				Mar-14				Δ			
	Rekening	%	Nominal (Rp Miliar)	%	Rekening	%	Nominal (Rp Miliar)	%	Δ Rekening	%	Δ Nominal (Rp Miliar)	%
<b>N ≤ 2 M</b>	<b>150.554.680</b>	<b>99,88%</b>	<b>1.707.797,78</b>	<b>46,77%</b>	<b>148.186.998</b>	<b>99,88%</b>	<b>1.696.356,65</b>	<b>46,20%</b>	<b>(2.367.682)</b>	<b>-1,57%</b>	<b>(11.441,13)</b>	<b>-0,67%</b>
Rupiah	149.524.959	99,32%	1.580.273,77	92,53%	147.145.791	99,30%	1.569.079,89	92,50%	(2.379.168)	-1,59%	(11.193,88)	-0,71%
Valas	1.029.721	0,68%	127.524,01	7,47%	1.041.207	0,70%	127.276,77	7,50%	11.486	1,12%	(247,24)	-0,19%
<b>N &gt; 2 M</b>	<b>181.869</b>	<b>0,12%</b>	<b>1.943.776,39</b>	<b>53,23%</b>	<b>181.995</b>	<b>0,12%</b>	<b>1.975.196,61</b>	<b>53,80%</b>	<b>126</b>	<b>0,07%</b>	<b>31.420,21</b>	<b>1,62%</b>
Rupiah	148.962	81,91%	1.464.976,74	75,37%	149.143	81,95%	1.510.376,47	76,47%	181	0,12%	45.399,73	3,10%
Valas	32.907	18,09%	478.799,65	24,63%	32.852	18,05%	464.820,14	23,53%	(55)	-0,17%	(13.979,51)	-2,92%
<b>Total</b>	<b>150.736.549</b>	<b>100,00%</b>	<b>3.651.574,17</b>	<b>100,00%</b>	<b>148.368.993</b>	<b>100,00%</b>	<b>3.671.553,26</b>	<b>100,00%</b>	<b>(2.367.556)</b>	<b>-1,57%</b>	<b>19.979,09</b>	<b>0,55%</b>
Rupiah	149.673.921	99,30%	3.045.250,51	83,40%	147.294.934	99,28%	3.079.456,36	83,87%	(2.378.987)	-1,59%	34.205,84	1,12%
Valas	1.062.628	0,70%	606.323,66	16,60%	1.074.059	0,72%	592.096,91	16,13%	11.431	1,08%	(14.226,76)	-2,35%

Keterangan: Prosentase simpanan pada masing-masing segmen nominal simpanan merupakan prosentase terhadap total simpanan

Tabel 8												
DPK Berdasarkan Besaran Nilai Simpanan yang Dijamin dan Valuta												
Nominal Simpanan	Feb-14				Mar-14				Δ			
	Rekening	%	Nominal (Rp Miliar)	%	Rekening	%	Nominal (Rp Miliar)	%	Δ Rekening	%	Δ Nominal (Rp Miliar)	%
<b>N ≤ 2 M</b>	<b>150.530.280</b>	<b>99,88%</b>	<b>1.701.424,27</b>	<b>47,33%</b>	<b>148.162.951</b>	<b>99,88%</b>	<b>1.690.233,96</b>	<b>46,81%</b>	<b>(2.367.329)</b>	<b>-1,57%</b>	<b>(11.190,31)</b>	<b>-0,66%</b>
Rupiah	149.500.787	99,32%	1.573.982,33	92,51%	147.121.975	99,30%	1.563.031	92,47%	(2.378.812)	-1,59%	(10.951,44)	-0,70%
Valas	1.029.493	0,68%	127.441,94	7,49%	1.040.976	0,70%	127.203	7,53%	11.483	1,12%	(238,88)	-0,19%
<b>N &gt; 2 M</b>	<b>179.789</b>	<b>0,12%</b>	<b>1.893.233,17</b>	<b>52,67%</b>	<b>179.910</b>	<b>0,12%</b>	<b>1.920.222,82</b>	<b>53,19%</b>	<b>121</b>	<b>0,07%</b>	<b>26.989,65</b>	<b>1,43%</b>
Rupiah	147.041	81,79%	1.421.221,55	75,07%	147.220	81,83%	1.461.885	76,13%	179	0,12%	40.663,58	2,86%
Valas	32.748	18,21%	472.011,63	24,93%	32.690	18,17%	458.338	23,87%	(58)	-0,18%	(13.673,94)	-2,90%
<b>Total</b>	<b>150.710.069</b>	<b>100,00%</b>	<b>3.594.657,45</b>	<b>100,00%</b>	<b>148.342.861</b>	<b>100,00%</b>	<b>3.610.456,78</b>	<b>100,00%</b>	<b>(2.367.208)</b>	<b>-1,57%</b>	<b>15.799,33</b>	<b>0,44%</b>
Rupiah	149.647.828	99,30%	2.995.203,88	83,32%	147.269.195	99,28%	3.024.916,03	83,78%	(2.378.633)	-1,59%	29.712,15	0,99%
Valas	1.062.241	0,70%	599.453,57	16,68%	1.073.666	0,72%	585.540,75	16,22%	11.425	1,08%	(13.912,81)	-2,32%

Keterangan: Prosentase simpanan pada masing-masing segmen nominal simpanan merupakan prosentase terhadap total simpanan

**Tabel 9**  
**Simpanan Dari Bank Lain Berdasarkan Besaran Nilai Simpanan yang Dijamin dan Valuta**

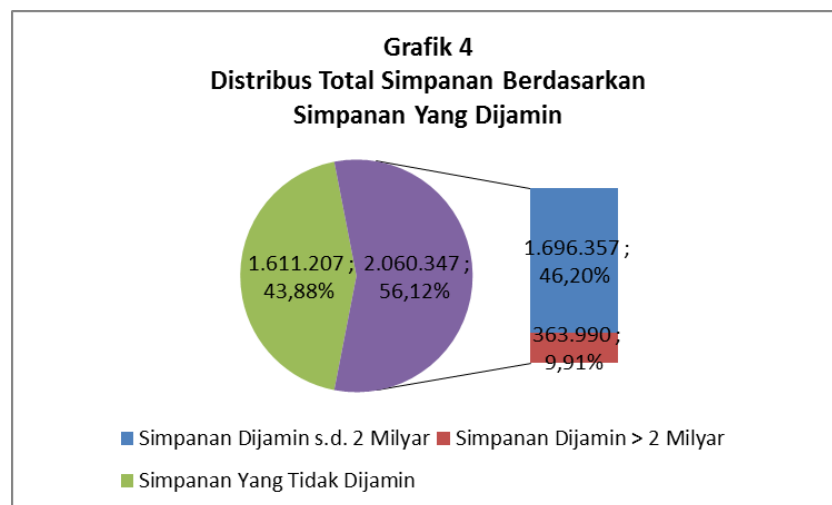
Nominal Simpanan	Feb-14				Mar-14				Δ			
	Rekening	%	Nominal (Rp Miliar)	%	Rekening	%	Nominal (Rp Miliar)	%	Δ Rekening	%	Δ Nominal (Rp Miliar)	%
<b>N ≤ 2 M</b>	<b>24.400</b>	<b>92,15%</b>	<b>6.373,51</b>	<b>11,20%</b>	<b>24.047</b>	<b>92,02%</b>	<b>6.122,69</b>	<b>10,02%</b>	<b>(353)</b>	<b>-1,45%</b>	<b>(250,81)</b>	<b>-3,94%</b>
Rupiah	24.172	99,07%	6.291,44	98,71%	23.816	99,04%	6.049	98,80%	(356)	-1,47%	(242,45)	-3,85%
Valas	228	0,93%	82,07	1,29%	231	0,96%	74	1,20%	3	1,32%	(8,36)	-10,19%
<b>N &gt; 2 M</b>	<b>2.080</b>	<b>7,85%</b>	<b>50.543,22</b>	<b>88,80%</b>	<b>2.085</b>	<b>7,98%</b>	<b>54.973,79</b>	<b>89,98%</b>	<b>5</b>	<b>0,24%</b>	<b>4.430,57</b>	<b>8,77%</b>
Rupiah	1.921	92,36%	43.755,20	86,57%	1.923	92,23%	48.491	88,21%	2	0,10%	4.736,14	10,82%
Valas	159	7,64%	6.788,02	13,43%	162	7,77%	6.482	11,79%	3	1,89%	(305,58)	-4,50%
<b>Total</b>	<b>26.480</b>	<b>100,00%</b>	<b>56.916,73</b>	<b>100,00%</b>	<b>26.132</b>	<b>100,00%</b>	<b>61.096,48</b>	<b>100,00%</b>	<b>(348)</b>	<b>-1,31%</b>	<b>4.179,75</b>	<b>7,34%</b>
Rupiah	26.093	98,54%	50.046,63	87,93%	25.739	98,50%	54.540,33	89,27%	(354)	-1,36%	4.493,69	8,98%
Valas	387	1,46%	6.870,09	12,07%	393	1,50%	6.556,15	10,73%	6	1,55%	(313,94)	-4,57%

Keterangan: Prosentase simpanan pada masing-masing segmen nominal simpanan merupakan prosentase terhadap total simpanan

## V. DISTRIBUSI SIMPANAN YANG DIJAMIN

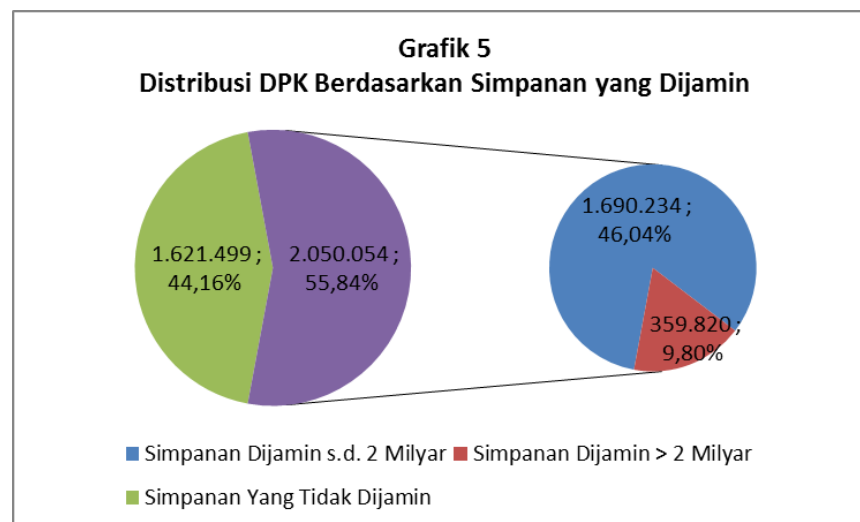
Tabel 10 Total Simpanan Berdasarkan Simpanan Yang Dijamin dan Valuta												
Nominal Simpanan	Feb-14				Mar-14				Δ			
	Rekening	%	Nominal (Rp Miliar)	%	Rekening	%	Nominal (Rp Miliar)	%	Δ Rekening	%	Δ Nominal (Rp Miliar)	%
<b>N ≤ 2 M</b>	<b>150.554.680</b>	<b>99,88%</b>	<b>1.707.797,78</b>	<b>82,44%</b>	<b>148.186.998</b>	<b>99,88%</b>	<b>1.696.356,65</b>	<b>82,33%</b>	<b>(2.367.682)</b>	<b>-1,57%</b>	<b>(11.441,13)</b>	<b>-0,67%</b>
Rupiah	149.524.959	99,32%	1.580.273,77	92,53%	147.145.791	99,30%	1.569.079,89	92,50%	(2.379.168)	-1,59%	(11.193,88)	-0,71%
Valas	1.029.721	0,68%	127.524,01	7,47%	1.041.207	0,70%	127.276,77	7,50%	11.486	1,12%	(247,24)	-0,19%
<b>N &gt; 2 M</b>	<b>181.869</b>	<b>0,12%</b>	<b>363.738,00</b>	<b>17,56%</b>	<b>181.995</b>	<b>0,12%</b>	<b>363.990,00</b>	<b>17,67%</b>	<b>126</b>	<b>0,07%</b>	<b>252,00</b>	<b>0,07%</b>
Rupiah	148.962	81,91%	297.924,00	81,91%	149.143	81,95%	298.286,00	81,95%	181	0,12%	362,00	0,12%
Valas	32.907	18,09%	65.814,00	18,09%	32.852	18,05%	65.704,00	18,05%	(55)	-0,17%	(110,00)	-0,17%
<b>Total</b>	<b>150.736.549</b>	<b>100,00%</b>	<b>2.071.535,78</b>	<b>100,00%</b>	<b>148.368.993</b>	<b>100,00%</b>	<b>2.060.346,65</b>	<b>100,00%</b>	<b>(2.367.556)</b>	<b>-1,57%</b>	<b>(11.189,13)</b>	<b>-0,54%</b>
Rupiah	149.673.921	99,30%	1.878.197,77	90,67%	147.294.934	99,28%	1.867.365,89	90,63%	(2.378.987)	-1,59%	(10.831,88)	-0,58%
Valas	1.062.628	0,70%	193.338,01	9,33%	1.074.059	0,72%	192.980,77	9,37%	11.431	1,08%	(357,24)	-0,18%

Keterangan: Prosentase simpanan pada masing-masing segmen nominal simpanan merupakan prosentase terhadap total simpanan



Tabel 11												
DPK berdasarkan Simpanan yang Dijamin dan Valuta												
Nominal Simpanan	Feb-14				Mar-14				Δ			
	Rekening	%	Nominal (Rp Miliar)	%	Rekening	%	Nominal (Rp Miliar)	%	Δ Rekening	%	Δ Nominal (Rp Miliar)	%
<b>N ≤ 2 M</b>	<b>150.530.280</b>	<b>99,88%</b>	<b>1.701.424,27</b>	<b>82,55%</b>	<b>148.162.951</b>	<b>99,88%</b>	<b>1.690.233,96</b>	<b>82,45%</b>	<b>(2.367.329)</b>	<b>-1,57%</b>	<b>(11.190,31)</b>	<b>-0,66%</b>
Rupiah	149.500.787	99,32%	1.573.982,33	92,51%	147.121.975	99,30%	1.563.030,90	92,47%	(2.378.812)	-1,59%	(10.951,44)	-0,70%
Valas	1.029.493	0,68%	127.441,94	7,49%	1.040.976	0,70%	127.203,06	7,53%	11.483	1,12%	(238,88)	-0,19%
<b>N &gt; 2 M</b>	<b>179.789</b>	<b>0,12%</b>	<b>359.578,00</b>	<b>17,45%</b>	<b>179.910</b>	<b>0,12%</b>	<b>359.820,00</b>	<b>17,55%</b>	<b>121</b>	<b>0,07%</b>	<b>242,00</b>	<b>0,07%</b>
Rupiah	147.041	81,79%	294.082,00	81,79%	147.220	81,83%	294.440,00	81,83%	179	0,12%	358,00	0,12%
Valas	32.748	18,21%	65.496,00	18,21%	32.690	18,17%	65.380,00	18,17%	(58)	-0,18%	(116,00)	-0,18%
<b>Total</b>	<b>150.710.069</b>	<b>100,00%</b>	<b>2.061.002,27</b>	<b>100,00%</b>	<b>148.342.861</b>	<b>100,00%</b>	<b>2.050.053,96</b>	<b>100,00%</b>	<b>(2.367.208)</b>	<b>-1,57%</b>	<b>(10.948,31)</b>	<b>-0,53%</b>
Rupiah	149.647.828	99,30%	1.868.064,33	90,64%	147.269.195	99,28%	1.857.470,90	90,61%	(2.378.633)	-1,59%	(10.593,44)	-0,57%
Valas	1.062.241	0,70%	192.937,94	9,36%	1.073.666	0,72%	192.583,06	9,39%	11.425	1,08%	(354,88)	-0,18%

Keterangan: Prosentase simpanan pada masing-masing segmen nominal simpanan merupakan prosentase terhadap total simpanan





Tabel 12												
Simpanan Dari Bank Lain Berdasarkan Simpanan Yang Dijamin dan Valuta												
Nominal Simpanan	Feb-14				Mar-14				Δ			
	Rekening	%	Nominal (Rp Miliar)	%	Rekening	%	Nominal (Rp Miliar)	%	Δ Rekening	%	Δ Nominal (Rp Miliar)	%
<b>N ≤ 2 M</b>	<b>24.400</b>	<b>92,15%</b>	<b>6.373,51</b>	<b>60,51%</b>	<b>24.047</b>	<b>92,02%</b>	<b>6.122,69</b>	<b>59,49%</b>	<b>(353)</b>	<b>-1,45%</b>	<b>(250,81)</b>	<b>-3,94%</b>
Rupiah	24.172	99,07%	6.291,44	98,71%	23.816	99,04%	6.048,99	98,80%	(356)	-1,47%	(242,45)	-3,85%
Valas	228	0,93%	82,07	1,29%	231	0,96%	73,70	1,20%	3	1,32%	(8,36)	-10,19%
<b>N &gt; 2 M</b>	<b>2.080</b>	<b>7,85%</b>	<b>4.160,00</b>	<b>39,49%</b>	<b>2.085</b>	<b>7,98%</b>	<b>4.170,00</b>	<b>40,51%</b>	<b>5</b>	<b>0,24%</b>	<b>10,00</b>	<b>0,24%</b>
Rupiah	1.921	92,36%	3.842,00	92,36%	1.923	92,23%	3.846,00	92,23%	2	0,10%	4,00	0,10%
Valas	159	7,64%	318,00	7,64%	162	7,77%	324,00	7,77%	3	1,89%	6,00	1,89%
<b>Total</b>	<b>26.480</b>	<b>100,00%</b>	<b>10.533,51</b>	<b>100,00%</b>	<b>26.132</b>	<b>100,00%</b>	<b>10.292,69</b>	<b>100,00%</b>	<b>(348)</b>	<b>-1,31%</b>	<b>(240,81)</b>	<b>-2,29%</b>
Rupiah	26.093	98,54%	10.133,44	96,20%	25.739	98,50%	9.894,99	96,14%	(354)	-1,36%	(238,45)	-2,35%
Valas	387	1,46%	400,07	3,80%	393	1,50%	397,70	3,86%	6	1,55%	(2,36)	-0,59%

Keterangan: Prosentase simpanan pada masing-masing segmen nominal simpanan merupakan prosentase terhadap total simpanan

