



LEMBAGA  
PENJAMIN  
SIMPANAN

Indonesia  
Deposit  
Insurance  
Corporation

# Distribusi Simpanan Bank Umum

**Desember 2014**

## DAFTAR ISI

|  |           |    |
|--|-----------|----|
| Keterangan   |           | 2  |
| I. Pertumbuhan Total Simpanan dan Jumlah Rekening pada Bank Umum                   |           | 3  |
| Total Simpanan dan Jumlah Rekening   | Tabel 1   | 3  |
| Pertumbuhan Total Simpanan dan Jumlah Rekening                                     | Grafik 1  | 3  |
| Tabel Pertumbuhan Simpanan dan Jumlah Rekening Year on Year                        | Tabel 1.1 | 4  |
| II. Distribusi Simpanan Berdasarkan Jenis Simpanan dan Valuta                      |           | 4  |
| Total Simpanan Berdasarkan Jenis Simpanan dan Valuta                               | Tabel 2   | 5  |
| Distribusi Total Simpanan Berdasarkan Jenis Simpanan                               | Grafik 2a | 6  |
| Distribusi Total Rekening Berdasarkan Jenis Simpanan                               | Grafik 2b | 6  |
| DPK Berdasarkan Jenis Simpanan dan Valuta  | Tabel 3   | 7  |
| Distribusi Nominal DPK berdasarkan Jenis Simpanan                                  | Grafik 3a | 8  |
| Distribusi Rekening DPK berdasarkan Jenis Simpanan                                 | Grafik 3b | 8  |
| Simpanan Dari Bank Lain Berdasarkan Jenis Simpanan dan Valuta                      | Tabel 4   | 9  |
| Distribusi Nominal Simpanan dari Bank Lain berdasarkan Jenis Simpanan              | Grafik 4a | 10 |
| Distribusi Rekening Simpanan dari Bank Lain berdasarkan Jenis Simpanan             | Grafik 4b | 10 |
| III. Distribusi Simpanan Berdasarkan Segmen Nominal Simpanan                       |           | 11 |
| Total Simpanan Berdasarkan Segmen Nominal dan Valuta                               | Tabel 5   | 11 |
| DPK Berdasarkan segmen Nominal dan Valuta  | Tabel 6   | 12 |
| Simpanan dari Bank Lain berdasarkan segmen Nominal dan Valuta                      | Tabel 7   | 13 |
| IV. Distribusi Simpanan Berdasarkan Besaran Nilai Simpanan yang Dijamin dan Valuta |           | 14 |
| Total Simpanan berdasarkan Besaran Nilai Simpanan yang Dijamin dan Valuta          | Tabel 8   | 14 |
| DPK berdasarkan Besaran Nilai Simpanan yang Dijamin dan Valuta                     | Tabel 9   | 15 |
| Simpanan dari Bank Lain berdasarkan Besaran Nilai Simpanan yang Dijamin dan Valuta | Tabel 10  | 16 |
| V. Distribusi Simpanan Yang Dijamin dan Valuta                                     |           | 17 |
| Total Simpanan berdasarkan Simpanan yang Dijamin dan Valuta                        | Tabel 11  | 17 |
| DPK berdasarkan Simpanan yang Dijamin dan Valuta                                   | Tabel 12  | 18 |
| Simpanan dari Bank Lain berdasarkan Simpanan yang Dijamin dan Valuta               | Tabel 13  | 19 |
| Distribusi Total Simpanan berdasarkan Simpanan yang Dijamin                        | Grafik 5  | 17 |
| Distribusi DPK berdasarkan Simpanan yang Dijamin dan Valuta                        | Grafik 6  | 18 |
| Distribusi Simpanan dari Bank Lain berdasarkan Simpanan yang Dijamin dan Valuta    | Grafik 7  | 19 |

## KETERANGAN

### Sumber Data

Data yang digunakan bersumber dari Laporan Posisi Simpanan yang disampaikan oleh bank umum kepada Lembaga Penjamin Simpanan.

Jumlah bank umum:

- a. Bank Umum Konvensional : 107
- b. Bank Umum Syariah : 12

### Definisi

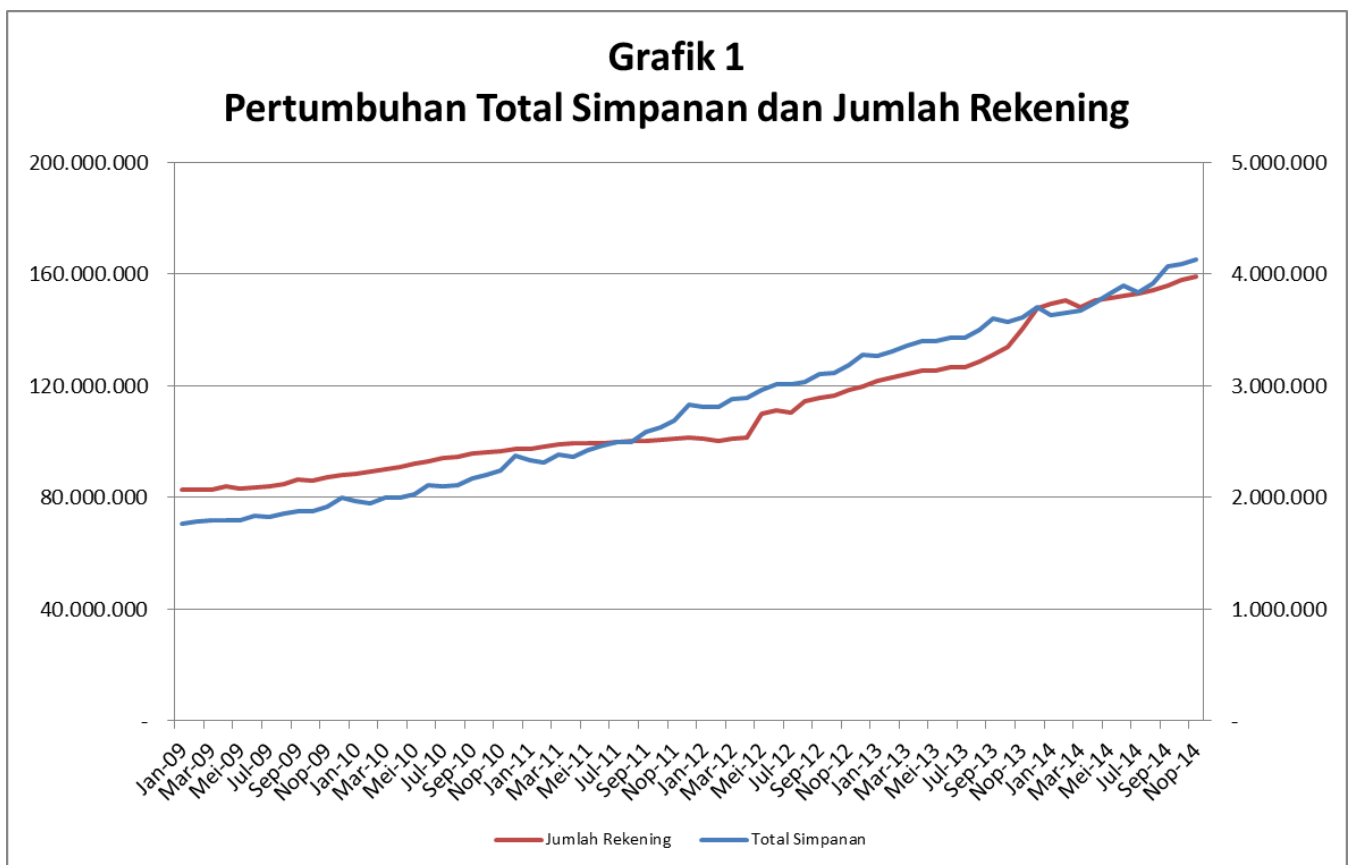
*Simpanan* meliputi Dana Pihak Ketiga dan simpanan dari bank lain.

*Simpanan Yang Dijamin* meliputi: a. seluruh simpanan yang nominalnya  $\leq$  Rp2 Miliar; b. proporsi simpanan yang dijamin (Rp2 Miliar) dari seluruh simpanan dengan nominal di atas Rp2 Miliar.

*Besaran Nilai Simpanan Yang Dijamin* adalah Rp2 Milyar per nasabah per bank sebagaimana diatur dalam Peraturan Pemerintah No. 66 Tahun 2008.

# I. PERTUMBUHAN TOTAL SIMPANAN DAN JUMLAH REKENING PADA BANK UMUM

| Tabel 1                            |            |                     |             |                     |             |                     |             |                     |             |                     |
|------------------------------------|------------|---------------------|-------------|---------------------|-------------|---------------------|-------------|---------------------|-------------|---------------------|
| Total Simpanan dan Jumlah Rekening |            |                     |             |                     |             |                     |             |                     |             |                     |
| Bulan                              | 2010       |                     | 2011        |                     | 2012        |                     | 2013        |                     | 2014        |                     |
|                                    | Rekening   | Nominal (Rp Miliar) | Rekening    | Nominal (Rp Miliar) | Rekening    | Nominal (Rp Miliar) | Rekening    | Nominal (Rp Miliar) | Rekening    | Nominal (Rp Miliar) |
| Januari                            | 88.480.348 | 1.966.836           | 97.500.965  | 2.330.580           | 100.995.991 | 2.812.389           | 120.846.777 | 3.253.000           | 149.497.368 | 3.637.382           |
| Februari                           | 89.097.749 | 1.948.441           | 98.091.890  | 2.316.085           | 100.339.507 | 2.809.349           | 121.930.266 | 3.265.247           | 150.736.549 | 3.651.574           |
| Maret                              | 90.108.129 | 2.000.609           | 98.809.698  | 2.381.978           | 101.097.601 | 2.879.534           | 123.124.821 | 3.307.495           | 148.368.993 | 3.671.553           |
| April                              | 90.838.036 | 1.999.163           | 99.360.056  | 2.368.030           | 101.531.209 | 2.894.013           | 124.229.263 | 3.360.138           | 150.569.712 | 3.749.915           |
| Mei                                | 91.956.415 | 2.029.220           | 99.237.439  | 2.424.450           | 110.120.237 | 2.958.972           | 125.424.329 | 3.399.580           | 151.524.433 | 3.822.525           |
| Juni                               | 92.907.696 | 2.113.484           | 99.553.678  | 2.467.294           | 111.011.366 | 3.010.181           | 126.795.614 | 3.434.159           | 152.393.227 | 3.893.057           |
| Juli                               | 93.937.955 | 2.104.265           | 99.992.834  | 2.494.706           | 112.124.718 | 3.011.850           | 127.809.412 | 3.447.375           | 152.873.517 | 3.832.573           |
| Agustus                            | 94.540.213 | 2.113.794           | 100.162.979 | 2.492.507           | 113.534.001 | 3.037.803           | 128.817.609 | 3.496.756           | 154.154.607 | 3.913.842           |
| September                          | 95.595.059 | 2.170.410           | 100.324.722 | 2.586.980           | 115.525.552 | 3.104.251           | 130.943.737 | 3.599.133           | 155.988.838 | 4.066.085           |
| Oktober                            | 96.115.812 | 2.201.834           | 100.681.831 | 2.625.158           | 116.426.607 | 3.119.552           | 134.082.846 | 3.574.573           | 157.844.204 | 4.087.348           |
| Nopember                           | 96.615.824 | 2.241.794           | 101.115.423 | 2.684.747           | 118.364.092 | 3.182.867           | 140.527.064 | 3.617.855           | 159.287.812 | 4.127.436           |
| Desember                           | 97.204.863 | 2.370.983           | 101.503.564 | 2.830.323           | 119.917.930 | 3.277.154           | 147.626.510 | 3.706.609           | 160.881.757 | 4.168.558           |



**Tabel 1.1**  
**Pertumbuhan Total Simpanan dan Jumlah Rekening**  
**Year On Year**

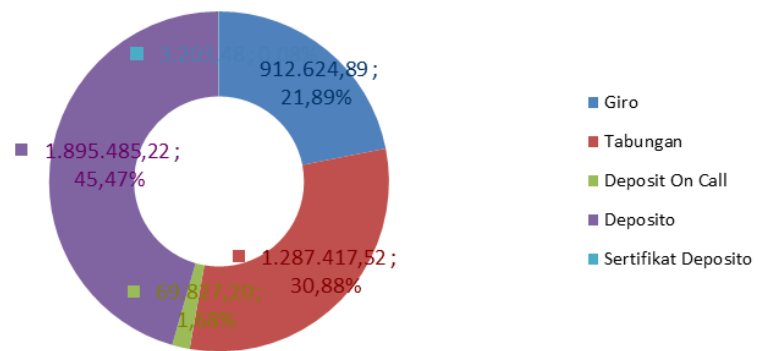
| Tahun | Rekening    | Nominal<br>(Rp Miliar) | Rekening   |        | Nominal       |        |
|-------|-------------|------------------------|------------|--------|---------------|--------|
|       |             |                        | Δ          | %Δ     | Δ (Rp Milyar) | %Δ     |
| 2009  | 88.086.017  | 1.995.790              | 5.360.087  | 6,48%  | 227.174       | 12,84% |
| 2010  | 97.204.863  | 2.370.983              | 9.118.846  | 10,35% | 375.193       | 18,80% |
| 2011  | 101.503.564 | 2.830.323              | 4.298.701  | 4,42%  | 459.340       | 19,37% |
| 2012  | 119.917.930 | 3.277.154              | 18.414.366 | 18,14% | 446.832       | 15,79% |
| 2013  | 147.626.510 | 3.706.609              | 27.708.580 | 23,11% | 429.455       | 13,10% |
| 2014  | 160.881.757 | 4.168.558              | 13.255.247 | 8,98%  | 461.949       | 12,46% |

## II. DISTRIBUSI SIMPANAN BERDASARKAN JENIS SIMPANAN

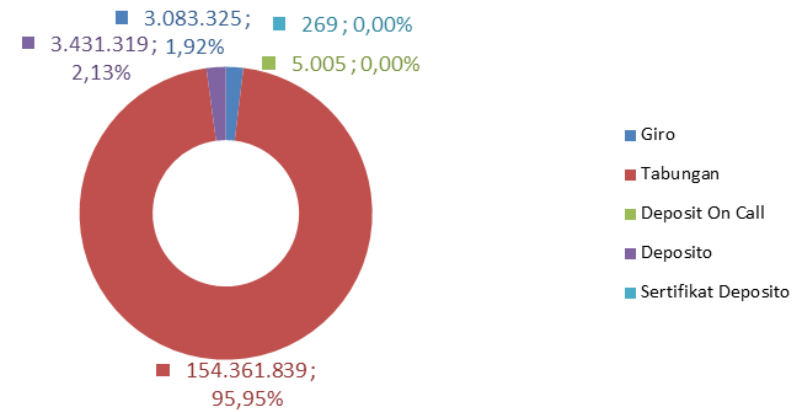
| Tabel 2<br>Total Simpanan Berdasarkan Jenis Simpanan dan Valuta |                    |                |                        |                |                    |                |                        |                |                  |               |                          |               |
|---|--------------------|----------------|------------------------|----------------|--------------------|----------------|------------------------|----------------|------------------|---------------|--------------------------|---------------|
| Jenis Simpanan  | Nop-14             |                |                        |                | Des-14             |                |                        |                | Δ                |               |                          |               |
|   | Rekening           | %              | Nominal<br>(Rp Miliar) | %              | Rekening           | %              | Nominal<br>(Rp Miliar) | %              | Δ Rekening       | %             | Δ Nominal<br>(Rp Miliar) | %             |
| <b>Giro</b>   | <b>3.076.838</b>   | <b>1,93%</b>   | <b>958.726</b>         | <b>23,23%</b>  | <b>3.083.325</b>   | <b>1,92%</b>   | <b>912.625</b>         | <b>21,89%</b>  | <b>6.487</b>     | <b>0,21%</b>  | <b>(46.101)</b>          | <b>-4,81%</b> |
| Rupiah  | 2.811.658          | 91,38%         | 667.705                | 69,65%         | 2.818.402          | 91,41%         | 624.948                | 68,48%         | 6.744            | 0,24%         | (42.757)                 | -6,40%        |
| Valas   | 265.180            | 8,62%          | 291.021                | 30,35%         | 264.923            | 8,59%          | 287.677                | 31,52%         | (257)            | -0,10%        | (3.343)                  | -1,15%        |
| <b>Tabungan</b>   | <b>152.843.368</b> | <b>95,95%</b>  | <b>1.220.498</b>       | <b>29,57%</b>  | <b>154.361.839</b> | <b>95,95%</b>  | <b>1.287.418</b>       | <b>30,88%</b>  | <b>1.518.471</b> | <b>0,99%</b>  | <b>66.919</b>            | <b>5,48%</b>  |
| Rupiah  | 152.183.961        | 99,57%         | 1.127.133              | 92,35%         | 153.705.636        | 99,57%         | 1.191.731              | 92,57%         | 1.521.675        | 1,00%         | 64.597                   | 5,73%         |
| Valas   | 659.407            | 0,43%          | 93.365                 | 7,65%          | 656.203            | 0,43%          | 95.687                 | 7,43%          | (3.204)          | -0,49%        | 2.322                    | 2,49%         |
| <b>Deposit on Call</b>  | <b>3.710</b>       | <b>0,00%</b>   | <b>74.773</b>          | <b>1,81%</b>   | <b>5.005</b>       | <b>0,00%</b>   | <b>69.827</b>          | <b>1,68%</b>   | <b>1.295</b>     | <b>34,91%</b> | <b>(4.946)</b>           | <b>-6,61%</b> |
| Rupiah  | 3.340              | 90,03%         | 65.604                 | 87,74%         | 4.609              | 92,09%         | 56.659                 | 81,14%         | 1.269            | 37,99%        | (8.944)                  | -13,63%       |
| Valas   | 370                | 9,97%          | 9.170                  | 12,26%         | 396                | 7,91%          | 13.168                 | 18,86%         | 26               | 7,03%         | 3.998                    | 43,60%        |
| <b>Deposito</b>   | <b>3.363.729</b>   | <b>2,11%</b>   | <b>1.870.273</b>       | <b>45,31%</b>  | <b>3.431.319</b>   | <b>2,13%</b>   | <b>1.895.485</b>       | <b>45,47%</b>  | <b>67.590</b>    | <b>2,01%</b>  | <b>25.213</b>            | <b>1,35%</b>  |
| Rupiah  | 3.203.306          | 95,23%         | 1.601.336              | 85,62%         | 3.271.110          | 95,33%         | 1.612.597              | 85,08%         | 67.804           | 2,12%         | 11.260                   | 0,70%         |
| Valas   | 160.423            | 4,77%          | 268.936                | 14,38%         | 160.209            | 4,67%          | 282.888                | 14,92%         | (214)            | -0,13%        | 13.952                   | 5,19%         |
| <b>Sertifikat Deposito</b>                                      | <b>167</b>         | <b>0,00%</b>   | <b>3.166</b>           | <b>0,08%</b>   | <b>269</b>         | <b>0,00%</b>   | <b>3.203</b>           | <b>0,08%</b>   | <b>102</b>       | <b>61,08%</b> | <b>37</b>                | <b>1,17%</b>  |
| Rupiah  | 167                | 100,00%        | 3.166                  | 100,00%        | 269                | 0,00%          | 3.203                  | 100,00%        | 102              | 61,08%        | 37                       | 1,17%         |
| Valas   | -                  | 0,00%          | -                      | 0,00%          | -                  | 0,00%          | -                      | 0,00%          | 0                | 0,00%         | 0                        | 0,00%         |
| <b>Total</b>  | <b>159.287.812</b> | <b>100,00%</b> | <b>4.127.436</b>       | <b>100,00%</b> | <b>160.881.757</b> | <b>100,00%</b> | <b>4.168.558</b>       | <b>100,00%</b> | <b>1.593.945</b> | <b>1,00%</b>  | <b>41.122</b>            | <b>1,00%</b>  |
| Rupiah  | 158.202.432        | 99,32%         | 3.464.945              | 83,95%         | 159.800.026        | 99,33%         | 3.489.138              | 83,70%         | 1.597.594        | 1,01%         | 24.193                   | 0,70%         |
| Valas   | 1.085.380          | 0,68%          | 662.491                | 16,05%         | 1.081.731          | 0,67%          | 679.420                | 16,30%         | (3.649)          | -0,34%        | 16.929                   | 2,56%         |

Keterangan: Prosentase simpanan pada masing-masing jenis simpanan merupakan prosentase terhadap total simpanan

**Grafik 2a**  
**Distribusi Total Simpanan Berdasarkan Jenis Simpanan**



**Grafik 2b**  
**Distribusi Jumlah Rekening Berdasarkan Jenis Simpanan**

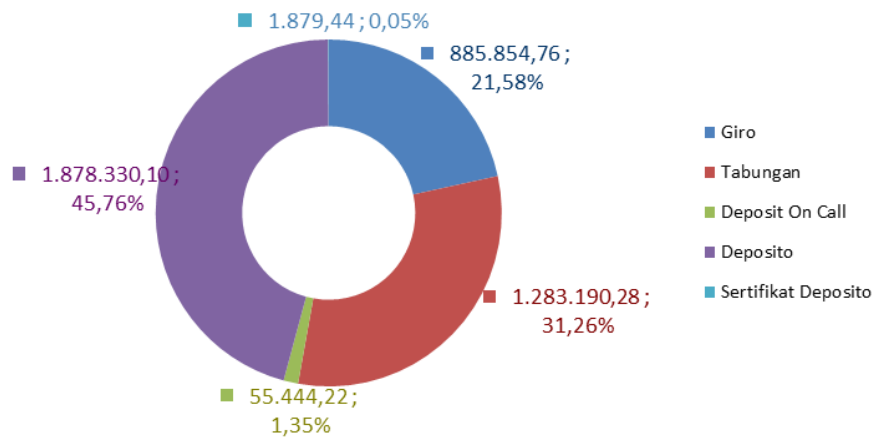


| Tabel 3                                   |                    |                |                        |                |                    |                |                        |                |                  |               |                          |               |
|---|--------------------|----------------|------------------------|----------------|--------------------|----------------|------------------------|----------------|------------------|---------------|--------------------------|---------------|
| DPK Berdasarkan Jenis Simpanan dan Valuta |                    |                |                        |                |                    |                |                        |                |                  |               |                          |               |
| Jenis Simpanan                            | Nop-14             |                |                        |                | Des-14             |                |                        |                | Δ                |               |                          |               |
|   | Rekening           | %              | Nominal<br>(Rp Miliar) | %              | Rekening           | %              | Nominal<br>(Rp Miliar) | %              | Δ Rekening       | %             | Δ Nominal<br>(Rp Miliar) | %             |
| <b>Giro</b>                               | <b>3.066.316</b>   | <b>1,93%</b>   | <b>929.744</b>         | <b>22,99%</b>  | <b>3.072.752</b>   | <b>1,91%</b>   | <b>885.855</b>         | <b>21,58%</b>  | <b>6.436</b>     | <b>0,21%</b>  | <b>(43.889)</b>          | <b>-4,72%</b> |
| Rupiah                                    | 2.801.491          | 91,36%         | 647.143                | 69,60%         | 2.808.209          | 91,39%         | 605.308                | 68,33%         | 6.718            | 0,24%         | (41.835)                 | -6,46%        |
| Valas                                     | 264.825            | 8,64%          | 282.601                | 30,40%         | 264.543            | 8,61%          | 280.546                | 31,67%         | (282)            | -0,11%        | (2.054)                  | -0,73%        |
| <b>Tabungan</b>                           | <b>152.835.884</b> | <b>95,97%</b>  | <b>1.215.782</b>       | <b>30,06%</b>  | <b>154.354.457</b> | <b>95,96%</b>  | <b>1.283.190</b>       | <b>31,26%</b>  | <b>1.518.573</b> | <b>0,99%</b>  | <b>67.408</b>            | <b>5,54%</b>  |
| Rupiah                                    | 152.176.487        | 99,57%         | 1.122.431              | 92,32%         | 153.698.264        | 99,57%         | 1.187.522              | 92,54%         | 1.521.777        | 1,00%         | 65.091                   | 5,80%         |
| Valas                                     | 659.397            | 0,43%          | 93.351                 | 7,68%          | 656.193            | 0,43%          | 95.668                 | 7,46%          | (3.204)          | -0,49%        | 2.317                    | 2,48%         |
| <b>Deposit on Call</b>                    | <b>3.354</b>       | <b>0,00%</b>   | <b>43.610</b>          | <b>1,08%</b>   | <b>4.794</b>       | <b>0,00%</b>   | <b>55.444</b>          | <b>1,35%</b>   | <b>1.440</b>     | <b>42,93%</b> | <b>11.834</b>            | <b>27,14%</b> |
| Rupiah                                    | 2.984              | 88,97%         | 34.440                 | 78,97%         | 4.398              | 91,74%         | 42.276                 | 76,25%         | 1.414            | 47,39%        | 7.836                    | 22,75%        |
| Valas                                     | 370                | 11,03%         | 9.170                  | 21,03%         | 396                | 8,26%          | 13.168                 | 23,75%         | 26               | 7,03%         | 3.998                    | 43,60%        |
| <b>Deposito</b>                           | <b>3.355.720</b>   | <b>2,11%</b>   | <b>1.853.727</b>       | <b>45,83%</b>  | <b>3.423.015</b>   | <b>2,13%</b>   | <b>1.878.330</b>       | <b>45,76%</b>  | <b>67.295</b>    | <b>2,01%</b>  | <b>24.603</b>            | <b>1,33%</b>  |
| Rupiah                                    | 3.195.315          | 95,22%         | 1.586.821              | 85,60%         | 3.262.824          | 95,32%         | 1.597.527              | 85,05%         | 67.509           | 2,11%         | 10.706                   | 0,67%         |
| Valas                                     | 160.405            | 4,78%          | 266.906                | 14,40%         | 160.191            | 4,68%          | 280.803                | 14,95%         | (214)            | -0,13%        | 13.897                   | 5,21%         |
| <b>Sertifikat Deposito</b>                | <b>136</b>         | <b>0,00%</b>   | <b>1.788</b>           | <b>0,04%</b>   | <b>241</b>         | <b>0,00%</b>   | <b>1.879</b>           | <b>0,05%</b>   | <b>105</b>       | <b>77,21%</b> | <b>91</b>                | <b>5,10%</b>  |
| Rupiah                                    | 136                | 100,00%        | 1.788                  | 100,00%        | 241                | 100,00%        | 1.879                  | 100,00%        | 105              | 77,21%        | 91                       | 5,10%         |
| Valas                                     | -                  | 0,00%          | -                      | 0,00%          | -                  | 0,00%          | -                      | 0,00%          | 0                | 0,00%         | 0                        | 0,00%         |
| <b>Total</b>                              | <b>159.261.410</b> | <b>100,00%</b> | <b>4.044.651</b>       | <b>100,00%</b> | <b>160.855.259</b> | <b>100,00%</b> | <b>4.104.699</b>       | <b>100,00%</b> | <b>1.593.849</b> | <b>1,00%</b>  | <b>60.048</b>            | <b>1,48%</b>  |
| Rupiah                                    | 158.176.413        | 99,32%         | 3.392.624              | 83,88%         | 159.773.936        | 99,33%         | 3.434.512              | 83,67%         | 1.597.523        | 1,01%         | 41.889                   | 1,23%         |
| Valas                                     | 1.084.997          | 0,68%          | 652.027                | 16,12%         | 1.081.323          | 0,67%          | 670.186                | 16,33%         | (3.674)          | -0,34%        | 18.159                   | 2,79%         |

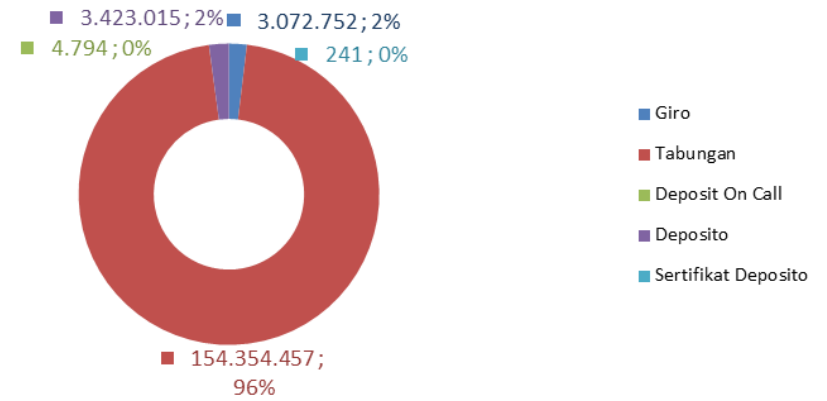
Keterangan: Prosentase simpanan pada masing-masing jenis simpanan merupakan prosentase terhadap total simpanan



**Grafik 3a**  
**Distribusi Nominal DPK Berdasarkan Jenis Simpanan**



**Grafik 3b**  
**Distribusi Rekening DPK Berdasarkan Jenis Simpanan**

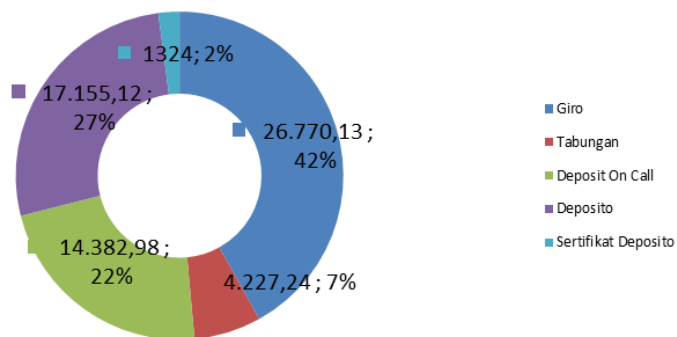


**Tabel 4**  
**Simpanan Dari Bank Lain Berdasarkan Jenis Simpanan dan Valuta**

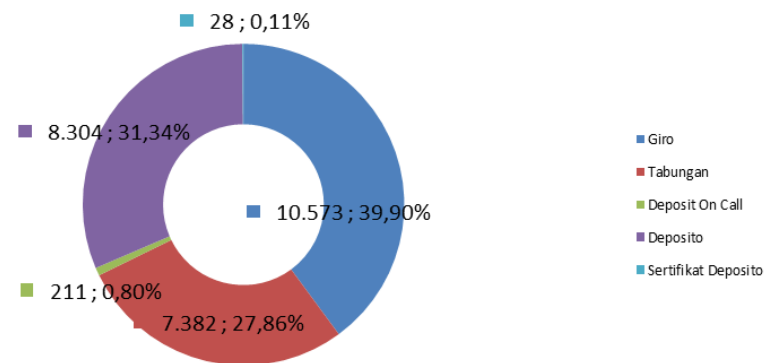
| Jenis Simpanan             | Nop-14        |                |                        |                | Des-14        |                |                        |                | Δ             |                |                          |                |
|----------------------------|---------------|----------------|------------------------|----------------|---------------|----------------|------------------------|----------------|---------------|----------------|--------------------------|----------------|
|                            | Rekening      | %              | Nominal<br>(Rp Miliar) | %              | Rekening      | %              | Nominal<br>(Rp Miliar) | %              | Δ<br>Rekening | %              | Δ Nominal<br>(Rp Miliar) | %              |
| <b>Giro</b>                | <b>10.522</b> | <b>39,85%</b>  | <b>28.982</b>          | <b>35,01%</b>  | <b>10.573</b> | <b>39,90%</b>  | <b>26.770</b>          | <b>41,92%</b>  | <b>51</b>     | <b>0,48%</b>   | <b>(2.212)</b>           | <b>-7,63%</b>  |
| Rupiah                     | 10.167        | 96,63%         | 20.562                 | 70,95%         | 10.193        | 96,41%         | 19.639                 | 73,36%         | 26            | 0,26%          | (923)                    | -4,49%         |
| Valas                      | 355           | 3,37%          | 8.420                  | 29,05%         | 380           | 3,59%          | 7.131                  | 26,64%         | 25            | 7,04%          | (1.289)                  | -15,31%        |
| <b>Tabungan</b>            | <b>7.484</b>  | <b>28,35%</b>  | <b>4.716</b>           | <b>5,70%</b>   | <b>7.382</b>  | <b>27,86%</b>  | <b>4.227</b>           | <b>6,62%</b>   | <b>(102)</b>  | <b>-1,36%</b>  | <b>(489)</b>             | <b>-10,37%</b> |
| Rupiah                     | 7.474         | 99,87%         | 4.703                  | 99,71%         | 7.372         | 99,86%         | 4.209                  | 99,57%         | (102)         | -1,36%         | (494)                    | -10,50%        |
| Valas                      | 10            | 0,13%          | 14                     | 0,29%          | 10            | 0,14%          | 18                     | 0,43%          | 0             | 0,00%          | 5                        | 35,51%         |
| <b>Deposit on Call</b>     | <b>356</b>    | <b>1,35%</b>   | <b>31.163</b>          | <b>37,64%</b>  | <b>211</b>    | <b>0,80%</b>   | <b>14.383</b>          | <b>22,52%</b>  | <b>(145)</b>  | <b>-40,73%</b> | <b>(16.780)</b>          | <b>-53,85%</b> |
| Rupiah                     | 356           | 100,00%        | 31.163                 | 100,00%        | 211           | 100,00%        | 14.383                 | 100,00%        | (145)         | -40,73%        | (16.780)                 | -53,85%        |
| Valas                      | -             | 0,00%          | -                      | 0,00%          | -             | 0,00%          | -                      | 0,00%          | 0             | 0,00%          | 0                        | 0,00%          |
| <b>Deposito</b>            | <b>8.009</b>  | <b>30,33%</b>  | <b>16.545</b>          | <b>19,99%</b>  | <b>8.304</b>  | <b>31,34%</b>  | <b>17.155</b>          | <b>26,86%</b>  | <b>295</b>    | <b>3,68%</b>   | <b>610</b>               | <b>3,69%</b>   |
| Rupiah                     | 7.991         | 99,78%         | 14.515                 | 87,73%         | 8.286         | 99,78%         | 15.070                 | 87,85%         | 295           | 3,69%          | 555                      | 3,82%          |
| Valas                      | 18            | 0,22%          | 2.030                  | 12,27%         | 18            | 0,22%          | 2.085                  | 12,15%         | 0             | 0,00%          | 55                       | 2,70%          |
| <b>Sertifikat Deposito</b> | <b>31</b>     | <b>0,12%</b>   | <b>1.378</b>           | <b>1,66%</b>   | <b>28</b>     | <b>0,11%</b>   | <b>1.324</b>           | <b>2,07%</b>   | <b>(3)</b>    | <b>0,00%</b>   | <b>(54)</b>              | <b>-3,92%</b>  |
| Rupiah                     | 31            | 100,00%        | 1.378                  | 100,00%        | 28            | 0,00%          | 1.324                  | 0,00%          | (3)           | 0,00%          | (54)                     | -3,92%         |
| Valas                      | -             | 0,00%          | -                      | 0,00%          | -             | 0,00%          | -                      | 0,00%          | 0             | 0,00%          | 0                        | 0,00%          |
| <b>Total</b>               | <b>26.402</b> | <b>100,00%</b> | <b>82.785</b>          | <b>100,00%</b> | <b>26.498</b> | <b>100,00%</b> | <b>63.860</b>          | <b>100,00%</b> | <b>96</b>     | <b>0,36%</b>   | <b>(18.925)</b>          | <b>-22,86%</b> |
| Rupiah                     | 26.019        | 98,55%         | 72.321                 | 87,36%         | 26.090        | 98,46%         | 54.625                 | 85,54%         | 71            | 0,27%          | (17.696)                 | -24,47%        |
| Valas                      | 383           | 1,45%          | 10.464                 | 12,64%         | 408           | 1,54%          | 9.234                  | 14,46%         | 25            | 6,53%          | (1.230)                  | -11,75%        |

Keterangan: Prosentase simpanan pada masing-masing jenis simpanan merupakan prosentase terhadap total simpanan

**Grafik 4a**  
**Distribusi Nominal Simpanan dari Bank Lain**  
**Berdasarkan Jenis Simpanan**



**Grafik 4b**  
**Distribusi Rekening Simpanan dari Bank Lain**  
**Berdasarkan Jenis Simpanan**



### III. DISTRIBUSI SIMPANAN BERDASARKAN SEGMENT NOMINAL SIMPANAN

| Tabel 5<br>Total Simpanan Berdasarkan Segmen Nominal dan Valuta |                    |                |                     |                |                    |                |                     |                |                  |              |                       |               |
|---|--------------------|----------------|---------------------|----------------|--------------------|----------------|---------------------|----------------|------------------|--------------|-----------------------|---------------|
| Nominal Simpanan  | Nop-14             |                |                     |                | Des-14             |                |                     |                | Δ                |              |                       |               |
|   | Rekening           | %              | Nominal (Rp Miliar) | %              | Rekening           | %              | Nominal (Rp Miliar) | %              | Δ Rekening       | %            | Δ Nominal (Rp Miliar) | %             |
| N ≤ 100 Jt  | <b>155.758.574</b> | <b>97,78%</b>  | <b>592.108</b>      | <b>14,35%</b>  | <b>157.199.291</b> | <b>97,71%</b>  | <b>617.877</b>      | <b>14,82%</b>  | <b>1.440.717</b> | <b>0,92%</b> | <b>25.769</b>         | <b>4,35%</b>  |
| Rupiah  | 154.980.570        | 99,50%         | 577.970             | 97,61%         | 156.424.893        | 99,51%         | 603.621             | 97,69%         | 1.444.323        | 0,93%        | 25.651                | 4,44%         |
| Valas   | 778.004            | 0,50%          | 14.138              | 2,39%          | 774.398            | 0,49%          | 14.256              | 2,31%          | (3.606)          | -0,46%       | 118                   | 0,84%         |
| 100 Jt < N ≤ 200 Jt   | <b>1.580.532</b>   | <b>0,99%</b>   | <b>221.099</b>      | <b>5,36%</b>   | <b>1.647.426</b>   | <b>1,02%</b>   | <b>230.108</b>      | <b>5,52%</b>   | <b>66.894</b>    | <b>4,23%</b> | <b>9.009</b>          | <b>4,07%</b>  |
| Rupiah  | 1.472.887          | 93,19%         | 206.100             | 93,22%         | 1.540.227          | 93,49%         | 215.118             | 93,49%         | 67.340           | 4,57%        | 9.019                 | 4,38%         |
| Valas   | 107.645            | 6,81%          | 15.000              | 6,78%          | 107.199            | 6,51%          | 14.990              | 6,51%          | (446)            | -0,41%       | (10)                  | -0,06%        |
| 200 Jt < N ≤ 500 Jt   | <b>1.061.273</b>   | <b>0,67%</b>   | <b>341.800</b>      | <b>8,28%</b>   | <b>1.104.479</b>   | <b>0,69%</b>   | <b>355.827</b>      | <b>8,54%</b>   | <b>43.206</b>    | <b>4,07%</b> | <b>14.026</b>         | <b>4,10%</b>  |
| Rupiah  | 969.433            | 91,35%         | 312.792             | 91,51%         | 1.013.151          | 91,73%         | 326.960             | 91,89%         | 43.718           | 4,51%        | 14.168                | 4,53%         |
| Valas   | 91.840             | 8,65%          | 29.008              | 8,49%          | 91.328             | 8,27%          | 28.867              | 8,11%          | (512)            | -0,56%       | (141)                 | -0,49%        |
| 500 Jt < N ≤ 1 M  | <b>449.963</b>     | <b>0,28%</b>   | <b>333.154</b>      | <b>8,07%</b>   | <b>471.878</b>     | <b>0,29%</b>   | <b>346.938</b>      | <b>8,32%</b>   | <b>21.915</b>    | <b>4,87%</b> | <b>13.784</b>         | <b>4,14%</b>  |
| Rupiah  | 403.846            | 89,75%         | 301.211             | 90,41%         | 425.288            | 90,13%         | 314.635             | 90,69%         | 21.442           | 5,31%        | 13.424                | 4,46%         |
| Valas   | 46.117             | 10,25%         | 31.943              | 9,59%          | 46.590             | 9,87%          | 32.303              | 9,31%          | 473              | 1,03%        | 360                   | 1,13%         |
| 1 M < N ≤ 2 M   | <b>232.630</b>     | <b>0,15%</b>   | <b>323.432</b>      | <b>7,84%</b>   | <b>240.786</b>     | <b>0,15%</b>   | <b>338.477</b>      | <b>8,12%</b>   | <b>8.156</b>     | <b>3,51%</b> | <b>15.046</b>         | <b>4,65%</b>  |
| Rupiah  | 203.698            | 87,56%         | 283.874             | 87,77%         | 211.976            | 88,04%         | 298.968             | 88,33%         | 8.278            | 4,06%        | 15.094                | 5,32%         |
| Valas   | 28.932             | 12,44%         | 39.558              | 12,23%         | 28.810             | 11,96%         | 39.509              | 11,67%         | (122)            | -0,42%       | (49)                  | -0,12%        |
| 2 M < N ≤ 5 M   | <b>129.386</b>     | <b>0,08%</b>   | <b>404.666</b>      | <b>9,80%</b>   | <b>139.494</b>     | <b>0,09%</b>   | <b>434.037</b>      | <b>10,41%</b>  | <b>10.108</b>    | <b>7,81%</b> | <b>29.371</b>         | <b>7,26%</b>  |
| Rupiah  | 111.778            | 86,39%         | 350.519             | 86,62%         | 121.785            | 87,30%         | 379.250             | 87,38%         | 10.007           | 8,95%        | 28.731                | 8,20%         |
| Valas   | 17.608             | 13,61%         | 54.147              | 13,38%         | 17.709             | 12,70%         | 54.788              | 12,62%         | 101              | 0,57%        | 641                   | 1,18%         |
| N > 5 M   | <b>75.454</b>      | <b>0,05%</b>   | <b>1.911.177</b>    | <b>46,30%</b>  | <b>78.403</b>      | <b>0,05%</b>   | <b>1.845.293</b>    | <b>44,27%</b>  | <b>2.949</b>     | <b>3,91%</b> | <b>(65.883)</b>       | <b>-3,45%</b> |
| Rupiah  | 60.220             | 79,81%         | 1.432.479           | 74,95%         | 62.706             | 79,98%         | 1.350.586           | 73,19%         | 2.486            | 4,13%        | (81.893)              | -5,72%        |
| Valas   | 15.234             | 20,19%         | 478.698             | 25,05%         | 15.697             | 20,02%         | 494.708             | 26,81%         | 463              | 3,04%        | 16.010                | 3,34%         |
| Total   | <b>159.287.812</b> | <b>100,00%</b> | <b>4.127.436</b>    | <b>100,00%</b> | <b>160.881.757</b> | <b>100,00%</b> | <b>4.168.558</b>    | <b>100,00%</b> | <b>1.593.945</b> | <b>1,00%</b> | <b>41.122</b>         | <b>1,00%</b>  |
| Rupiah  | 158.202.432        | 99,32%         | 3.464.945           | 83,95%         | 159.800.026        | 99,33%         | 3.489.138           | 83,70%         | 1.597.594        | 1,01%        | 24.193                | 0,70%         |
| Valas   | 1.085.380          | 0,68%          | 662.491             | 16,05%         | 1.081.731          | 0,67%          | 679.420             | 16,30%         | (3.649)          | -0,34%       | 16.929                | 2,56%         |

Keterangan: Prosentase simpanan pada masing-masing segmen nominal simpanan merupakan prosentase terhadap total simpanan

| Tabel 6                                   |                    |                |                     |                |                    |                |                     |                |                  |              |                       |               |
|---|--------------------|----------------|---------------------|----------------|--------------------|----------------|---------------------|----------------|------------------|--------------|-----------------------|---------------|
| DPK Berdasarkan Segmen Nominal dan Valuta |                    |                |                     |                |                    |                |                     |                |                  |              |                       |               |
| Nominal Simpanan                          | Nop-14             |                |                     |                | Des-14             |                |                     |                | Δ                |              |                       |               |
|   | Rekening           | %              | Nominal (Rp Miliar) | %              | Rekening           | %              | Nominal (Rp Miliar) | %              | Δ Rekening       | %            | Δ Nominal (Rp Miliar) | %             |
| <b>N ≤ 100 Jt</b>                         | <b>155.745.399</b> | <b>97,79%</b>  | <b>591.783</b>      | <b>14,63%</b>  | <b>157.186.369</b> | <b>97,72%</b>  | <b>617.560</b>      | <b>15,05%</b>  | <b>1.440.970</b> | <b>0,93%</b> | <b>25.778</b>         | <b>4,36%</b>  |
| Rupiah                                    | 154.967.498        | 99,50%         | 577.652             | 97,61%         | 156.412.091        | 99,51%         | 603.307             | 97,69%         | 1.444.593        | 0,93%        | 25.655                | 4,44%         |
| Valas                                     | 777.901            | 0,50%          | 14.131              | 2,39%          | 774.278            | 0,49%          | 14.253              | 2,31%          | (3.623)          | -0,47%       | 123                   | 0,87%         |
| <b>100 Jt &lt; N ≤ 200 Jt</b>             | <b>1.577.774</b>   | <b>0,99%</b>   | <b>220.689</b>      | <b>5,46%</b>   | <b>1.644.579</b>   | <b>1,02%</b>   | <b>229.685</b>      | <b>5,60%</b>   | <b>66.805</b>    | <b>4,23%</b> | <b>8.997</b>          | <b>4,08%</b>  |
| Rupiah                                    | 1.470.153          | 93,18%         | 205.693             | 93,20%         | 1.537.412          | 93,48%         | 214.700             | 93,48%         | 67.259           | 4,57%        | 9.007                 | 4,38%         |
| Valas                                     | 107.621            | 6,82%          | 14.996              | 6,80%          | 107.167            | 6,52%          | 14.986              | 6,52%          | (454)            | -0,42%       | (10)                  | -0,07%        |
| <b>200 Jt &lt; N ≤ 500 Jt</b>             | <b>1.057.542</b>   | <b>0,66%</b>   | <b>340.490</b>      | <b>8,42%</b>   | <b>1.100.738</b>   | <b>0,68%</b>   | <b>354.502</b>      | <b>8,64%</b>   | <b>43.196</b>    | <b>4,08%</b> | <b>14.012</b>         | <b>4,12%</b>  |
| Rupiah                                    | 965.735            | 91,32%         | 311.493             | 91,48%         | 1.009.447          | 91,71%         | 325.647             | 91,86%         | 43.712           | 4,53%        | 14.155                | 4,54%         |
| Valas                                     | 91.807             | 8,68%          | 28.997              | 8,52%          | 91.291             | 8,29%          | 28.855              | 8,14%          | (516)            | -0,56%       | (142)                 | -0,49%        |
| <b>500 Jt &lt; N ≤ 1 M</b>                | <b>447.175</b>     | <b>0,28%</b>   | <b>330.886</b>      | <b>8,18%</b>   | <b>469.029</b>     | <b>0,29%</b>   | <b>344.601</b>      | <b>8,40%</b>   | <b>21.854</b>    | <b>4,89%</b> | <b>13.715</b>         | <b>4,15%</b>  |
| Rupiah                                    | 401.087            | 89,69%         | 298.963             | 90,35%         | 422.463            | 90,07%         | 312.315             | 90,63%         | 21.376           | 5,33%        | 13.352                | 4,47%         |
| Valas                                     | 46.088             | 10,31%         | 31.923              | 9,65%          | 46.566             | 9,93%          | 32.286              | 9,37%          | 478              | 1,04%        | 363                   | 1,14%         |
| <b>1 M &lt; N ≤ 2 M</b>                   | <b>231.161</b>     | <b>0,15%</b>   | <b>321.236</b>      | <b>7,94%</b>   | <b>239.134</b>     | <b>0,15%</b>   | <b>336.041</b>      | <b>8,19%</b>   | <b>7.973</b>     | <b>3,45%</b> | <b>14.806</b>         | <b>4,61%</b>  |
| Rupiah                                    | 202.250            | 87,49%         | 281.707             | 87,69%         | 210.348            | 87,96%         | 296.565             | 88,25%         | 8.098            | 4,00%        | 14.859                | 5,27%         |
| Valas                                     | 28.911             | 12,51%         | 39.529              | 12,31%         | 28.786             | 12,04%         | 39.476              | 11,75%         | (125)            | -0,43%       | (53)                  | -0,13%        |
| <b>2 M &lt; N ≤ 5 M</b>                   | <b>128.218</b>     | <b>0,08%</b>   | <b>400.626</b>      | <b>9,91%</b>   | <b>138.184</b>     | <b>0,09%</b>   | <b>429.501</b>      | <b>10,46%</b>  | <b>9.966</b>     | <b>7,77%</b> | <b>28.875</b>         | <b>7,21%</b>  |
| Rupiah                                    | 110.650            | 86,30%         | 346.603             | 86,52%         | 120.517            | 87,21%         | 374.847             | 87,27%         | 9.867            | 8,92%        | 28.244                | 8,15%         |
| Valas                                     | 17.568             | 13,70%         | 54.023              | 13,48%         | 17.667             | 12,79%         | 54.654              | 12,73%         | 99               | 0,56%        | 632                   | 1,17%         |
| <b>N &gt; 5 M</b>                         | <b>74.141</b>      | <b>0,05%</b>   | <b>1.838.943</b>    | <b>45,47%</b>  | <b>77.226</b>      | <b>0,05%</b>   | <b>1.792.807</b>    | <b>43,68%</b>  | <b>3.085</b>     | <b>4,16%</b> | <b>(46.136)</b>       | <b>-2,51%</b> |
| Rupiah                                    | 59.040             | 79,63%         | 1.370.514           | 74,53%         | 61.658             | 79,84%         | 1.307.131           | 72,91%         | 2.618            | 4,43%        | (63.383)              | -4,62%        |
| Valas                                     | 15.101             | 20,37%         | 468.429             | 25,47%         | 15.568             | 20,16%         | 485.676             | 27,09%         | 467              | 3,09%        | 17.248                | 3,68%         |
| <b>Total</b>                              | <b>159.261.410</b> | <b>100,00%</b> | <b>4.044.651</b>    | <b>100,00%</b> | <b>160.855.259</b> | <b>100,00%</b> | <b>4.104.699</b>    | <b>100,00%</b> | <b>1.593.849</b> | <b>1,00%</b> | <b>60.048</b>         | <b>1,48%</b>  |
| Rupiah                                    | 158.176.413        | 99,32%         | 3.392.624           | 83,88%         | 159.773.936        | 99,33%         | 3.434.512           | 83,67%         | 1.597.523        | 1,01%        | 41.889                | 1,23%         |
| Valas                                     | 1.084.997          | 0,68%          | 652.027             | 16,12%         | 1.081.323          | 0,67%          | 670.186             | 16,33%         | (3.674)          | -0,34%       | 18.159                | 2,79%         |

Keterangan: Prosentase simpanan pada masing-masing segmen nominal simpanan merupakan prosentase terhadap total simpanan

| Tabel 7   |               |                |                     |                |               |                |                     |                |              |                |                       |                |
|---|---------------|----------------|---------------------|----------------|---------------|----------------|---------------------|----------------|--------------|----------------|-----------------------|----------------|
| Simpanan Dari Bank Lain Berdasarkan Segmen Nominal dan Valuta |               |                |                     |                |               |                |                     |                |              |                |                       |                |
| Nominal Simpanan  | Nop-14        |                |                     |                | Des-14        |                |                     |                | Δ            |                |                       |                |
|   | Rekening      | %              | Nominal (Rp Miliar) | %              | Rekening      | %              | Nominal (Rp Miliar) | %              | Δ Rekening   | %              | Δ Nominal (Rp Miliar) | %              |
| <b>N ≤ 100 Jt</b>   | <b>13.175</b> | <b>49,90%</b>  | <b>325</b>          | <b>0,39%</b>   | <b>12.922</b> | <b>48,77%</b>  | <b>317</b>          | <b>0,50%</b>   | <b>(253)</b> | <b>-1,92%</b>  | <b>(8)</b>            | <b>-2,52%</b>  |
| Rupiah  | 13.072        | 99,22%         | 318                 | 97,87%         | 12.802        | 99,07%         | 314                 | 99,14%         | (270)        | -2,07%         | (4)                   | -1,26%         |
| Valas   | 103           | 0,78%          | 7                   | 2,13%          | 120           | 0,93%          | 3                   | 0,86%          | 17           | 16,50%         | (4)                   | -60,48%        |
| <b>100 Jt &lt; N ≤ 200 Jt</b>                                 | <b>2.758</b>  | <b>10,45%</b>  | <b>411</b>          | <b>0,50%</b>   | <b>2.847</b>  | <b>10,74%</b>  | <b>423</b>          | <b>0,66%</b>   | <b>89</b>    | <b>3,23%</b>   | <b>12</b>             | <b>3,00%</b>   |
| Rupiah  | 2.734         | 99,13%         | 407                 | 99,13%         | 2.815         | 98,88%         | 419                 | 98,95%         | 81           | 2,96%          | 11                    | 2,82%          |
| Valas   | 24            | 0,87%          | 4                   | 0,87%          | 32            | 1,12%          | 4                   | 1,05%          | 8            | 33,33%         | 1                     | 23,89%         |
| <b>200 Jt &lt; N ≤ 500 Jt</b>                                 | <b>3.731</b>  | <b>14,13%</b>  | <b>1.310</b>        | <b>1,58%</b>   | <b>3.741</b>  | <b>14,12%</b>  | <b>1.324</b>        | <b>2,07%</b>   | <b>10</b>    | <b>0,27%</b>   | <b>14</b>             | <b>1,06%</b>   |
| Rupiah  | 3.698         | 99,12%         | 1.300               | 99,18%         | 3.704         | 99,01%         | 1.313               | 99,11%         | 6            | 0,16%          | 13                    | 0,99%          |
| Valas   | 33            | 0,88%          | 11                  | 0,82%          | 37            | 0,99%          | 12                  | 0,89%          | 4            | 12,12%         | 1                     | 9,48%          |
| <b>500 Jt &lt; N ≤ 1 M</b>                                    | <b>2.788</b>  | <b>10,56%</b>  | <b>2.268</b>        | <b>2,74%</b>   | <b>2.849</b>  | <b>10,75%</b>  | <b>2.336</b>        | <b>3,66%</b>   | <b>61</b>    | <b>2,19%</b>   | <b>68</b>             | <b>3,02%</b>   |
| Rupiah  | 2.759         | 98,96%         | 2.248               | 99,13%         | 2.825         | 99,16%         | 2.319               | 99,28%         | 66           | 2,39%          | 71                    | 3,17%          |
| Valas   | 29            | 1,04%          | 20                  | 0,87%          | 24            | 0,84%          | 17                  | 0,72%          | (5)          | -17,24%        | (3)                   | -14,30%        |
| <b>1 M &lt; N ≤ 2 M</b>                                       | <b>1.469</b>  | <b>5,56%</b>   | <b>2.196</b>        | <b>2,65%</b>   | <b>1.652</b>  | <b>6,23%</b>   | <b>2.436</b>        | <b>3,82%</b>   | <b>183</b>   | <b>12,46%</b>  | <b>240</b>            | <b>10,93%</b>  |
| Rupiah  | 1.448         | 98,57%         | 2.167               | 98,68%         | 1.628         | 98,55%         | 2.403               | 98,62%         | 180          | 12,43%         | 235                   | 10,86%         |
| Valas   | 21            | 1,43%          | 29                  | 1,32%          | 24            | 1,45%          | 34                  | 1,38%          | 3            | 14,29%         | 5                     | 16,03%         |
| <b>2 M &lt; N ≤ 5 M</b>                                       | <b>1.168</b>  | <b>4,42%</b>   | <b>4.040</b>        | <b>4,88%</b>   | <b>1.310</b>  | <b>4,94%</b>   | <b>4.536</b>        | <b>7,10%</b>   | <b>142</b>   | <b>12,16%</b>  | <b>496</b>            | <b>12,27%</b>  |
| Rupiah  | 1.128         | 96,58%         | 3.916               | 96,92%         | 1.268         | 96,79%         | 4.403               | 97,06%         | 140          | 12,41%         | 487                   | 12,44%         |
| Valas   | 40            | 3,42%          | 124                 | 3,08%          | 42            | 3,21%          | 133                 | 2,94%          | 2            | 5,00%          | 9                     | 7,15%          |
| <b>N &gt; 5 M</b>   | <b>1.313</b>  | <b>4,97%</b>   | <b>72.234</b>       | <b>87,26%</b>  | <b>1.177</b>  | <b>4,44%</b>   | <b>52.486</b>       | <b>82,19%</b>  | <b>(136)</b> | <b>-10,36%</b> | <b>(19.748)</b>       | <b>-27,34%</b> |
| Rupiah  | 1.180         | 89,87%         | 61.965              | 85,78%         | 1.048         | 89,04%         | 43.455              | 82,79%         | (132)        | -11,19%        | (18.510)              | -29,87%        |
| Valas   | 133           | 10,13%         | 10.269              | 14,22%         | 129           | 10,96%         | 9.031               | 17,21%         | (4)          | -3,01%         | (1.238)               | -12,06%        |
| <b>Total</b>  | <b>26.402</b> | <b>100,00%</b> | <b>82.785</b>       | <b>100,00%</b> | <b>26.498</b> | <b>100,00%</b> | <b>63.860</b>       | <b>100,00%</b> | <b>96</b>    | <b>0,36%</b>   | <b>(18.925)</b>       | <b>-22,86%</b> |
| Rupiah  | 26.019        | 98,55%         | 72.321              | 87,36%         | 26.090        | 98,46%         | 54.625              | 85,54%         | 71           | 0,27%          | (17.696)              | -24,47%        |
| Valas   | 383           | 1,45%          | 10.464              | 12,64%         | 408           | 1,54%          | 9.234               | 14,46%         | 25           | 6,53%          | (1.230)               | -11,75%        |

Keterangan: Prosentase simpanan pada masing-masing segmen nominal simpanan merupakan prosentase terhadap total simpanan

#### IV. DISTRIBUSI SIMPANAN BERDASARKAN BESARAN NILAI SIMPANAN YANG DIJAMIN

| Tabel 8   |                    |                |                     |                |                    |                |                     |                |                  |              |                       |               |
|---|--------------------|----------------|---------------------|----------------|--------------------|----------------|---------------------|----------------|------------------|--------------|-----------------------|---------------|
| Total Simpanan Berdasarkan Besaran Nilai Simpanan yang Dijamin dan Valuta |                    |                |                     |                |                    |                |                     |                |                  |              |                       |               |
| Nominal Simpanan  | Nop-14             |                |                     |                | Des-14             |                |                     |                | Δ                |              |                       |               |
|   | Rekening           | %              | Nominal (Rp Miliar) | %              | Rekening           | %              | Nominal (Rp Miliar) | %              | Δ Rekening       | %            | Δ Nominal (Rp Miliar) | %             |
| <b>N ≤ 2 M</b>  | <b>159.082.972</b> | <b>99,87%</b>  | <b>1.811.593</b>    | <b>43,89%</b>  | <b>160.663.860</b> | <b>99,86%</b>  | <b>1.889.228</b>    | <b>45,32%</b>  | <b>1.580.888</b> | <b>0,99%</b> | <b>77.634</b>         | <b>4,29%</b>  |
| Rupiah  | 158.030.434        | 99,34%         | 1.681.947           | 92,84%         | 159.615.535        | 99,35%         | 1.759.303           | 93,12%         | 1.585.101        | 1,00%        | 77.355                | 4,60%         |
| Valas   | 1.052.538          | 0,66%          | 129.646             | 7,16%          | 1.048.325          | 0,65%          | 129.925             | 6,88%          | (4.213)          | -0,40%       | 279                   | 0,22%         |
| <b>N &gt; 2 M</b>   | <b>204.840</b>     | <b>0,13%</b>   | <b>2.315.843</b>    | <b>56,11%</b>  | <b>217.897</b>     | <b>0,14%</b>   | <b>2.279.331</b>    | <b>54,68%</b>  | <b>13.057</b>    | <b>6,37%</b> | <b>(36.512)</b>       | <b>-1,58%</b> |
| Rupiah  | 171.998            | 83,97%         | 1.782.998           | 76,99%         | 184.491            | 84,67%         | 1.729.835           | 75,89%         | 12.493           | 7,26%        | (53.163)              | -2,98%        |
| Valas   | 32.842             | 16,03%         | 532.845             | 23,01%         | 33.406             | 15,33%         | 549.495             | 24,11%         | 564              | 1,72%        | 16.650                | 3,12%         |
| <b>Total</b>  | <b>159.287.812</b> | <b>100,00%</b> | <b>4.127.436</b>    | <b>100,00%</b> | <b>160.881.757</b> | <b>100,00%</b> | <b>4.168.558</b>    | <b>100,00%</b> | <b>1.593.945</b> | <b>1,00%</b> | <b>41.122</b>         | <b>1,00%</b>  |
| Rupiah  | 158.202.432        | 99,32%         | 3.464.945           | 83,95%         | 159.800.026        | 99,33%         | 3.489.138           | 83,70%         | 1.597.594        | 1,01%        | 24.193                | 0,70%         |
| Valas   | 1.085.380          | 0,68%          | 662.491             | 16,05%         | 1.081.731          | 0,67%          | 679.420             | 16,30%         | (3.649)          | -0,34%       | 16.929                | 2,56%         |

Keterangan: Prosentase simpanan pada masing-masing segmen nominal simpanan merupakan prosentase terhadap total simpanan

| Tabel 9  |                    |                |                     |                |                    |                |                     |                |                  |              |                       |               |
|--|--------------------|----------------|---------------------|----------------|--------------------|----------------|---------------------|----------------|------------------|--------------|-----------------------|---------------|
| DPK Berdasarkan Besaran Nilai Simpanan yang Dijamin dan Valuta |                    |                |                     |                |                    |                |                     |                |                  |              |                       |               |
| Nominal Simpanan   | Nop-14             |                |                     |                | Des-14             |                |                     |                | Δ                |              |                       |               |
|  | Rekening           | %              | Nominal (Rp Miliar) | %              | Rekening           | %              | Nominal (Rp Miliar) | %              | Δ Rekening       | %            | Δ Nominal (Rp Miliar) | %             |
| <b>N ≤ 2 M</b>   | <b>159.059.051</b> | <b>99,87%</b>  | <b>1.805.083</b>    | <b>44,63%</b>  | <b>160.639.849</b> | <b>99,87%</b>  | <b>1.882.391</b>    | <b>45,86%</b>  | <b>1.580.798</b> | <b>0,99%</b> | <b>77.308</b>         | <b>4,28%</b>  |
| Rupiah   | 158.006.723        | 99,34%         | 1.675.507           | 92,82%         | 159.591.761        | 99,35%         | 1.752.535           | 93,10%         | 1.585.038        | 1,00%        | 77.028                | 4,60%         |
| Valas  | 1.052.328          | 0,66%          | 129.576             | 7,18%          | 1.048.088          | 0,65%          | 129.856             | 6,90%          | (4.240)          | -0,40%       | 279                   | 0,22%         |
| <b>N &gt; 2 M</b>  | <b>202.359</b>     | <b>0,13%</b>   | <b>2.239.568</b>    | <b>55,37%</b>  | <b>215.410</b>     | <b>0,13%</b>   | <b>2.222.308</b>    | <b>54,14%</b>  | <b>13.051</b>    | <b>6,45%</b> | <b>(17.260)</b>       | <b>-0,77%</b> |
| Rupiah   | 169.690            | 83,86%         | 1.717.117           | 76,67%         | 182.175            | 84,57%         | 1.681.977           | 75,69%         | 12.485           | 7,36%        | (35.140)              | -2,05%        |
| Valas  | 32.669             | 16,14%         | 522.451             | 23,33%         | 33.235             | 15,43%         | 540.331             | 24,31%         | 566              | 1,73%        | 17.880                | 3,42%         |
| <b>Total</b>   | <b>159.261.410</b> | <b>100,00%</b> | <b>4.044.651</b>    | <b>100,00%</b> | <b>160.855.259</b> | <b>100,00%</b> | <b>4.104.699</b>    | <b>100,00%</b> | <b>1.593.849</b> | <b>1,00%</b> | <b>60.048</b>         | <b>1,48%</b>  |
| Rupiah   | 158.176.413        | 99,32%         | 3.392.624           | 83,88%         | 159.773.936        | 99,33%         | 3.434.512           | 83,67%         | 1.597.523        | 1,01%        | 41.889                | 1,23%         |
| Valas  | 1.084.997          | 0,68%          | 652.027             | 16,12%         | 1.081.323          | 0,67%          | 670.186             | 16,33%         | (3.674)          | -0,34%       | 18.159                | 2,79%         |

Keterangan: Prosentase simpanan pada masing-masing segmen nominal simpanan merupakan prosentase terhadap total simpanan



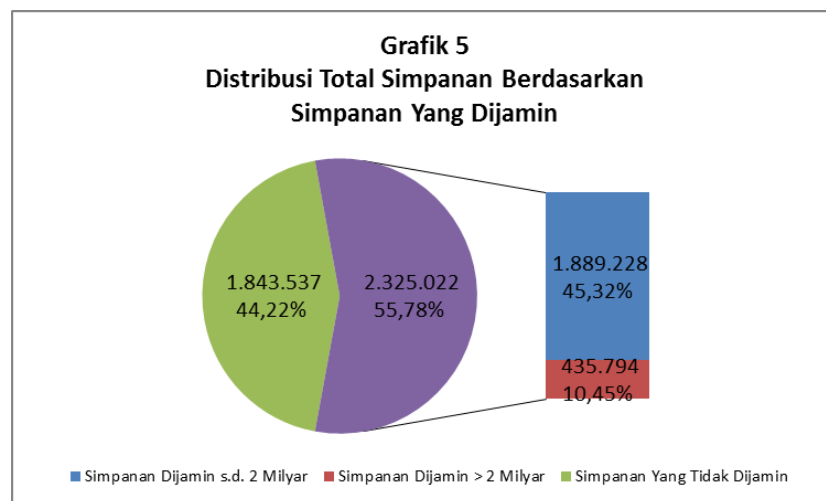
| Tabel 10   |               |                |                     |                |               |                |                     |                |            |              |                       |                |
|--|---------------|----------------|---------------------|----------------|---------------|----------------|---------------------|----------------|------------|--------------|-----------------------|----------------|
| Simpanan Dari Bank Lain Berdasarkan Besaran Nilai Simpanan yang Dijamin dan Valuta |               |                |                     |                |               |                |                     |                |            |              |                       |                |
| Nominal Simpanan   | Nop-14        |                |                     |                | Des-14        |                |                     |                | Δ          |              |                       |                |
|  | Rekening      | %              | Nominal (Rp Miliar) | %              | Rekening      | %              | Nominal (Rp Miliar) | %              | Δ Rekening | %            | Δ Nominal (Rp Miliar) | %              |
| <b>N ≤ 2 M</b>   | <b>23.921</b> | <b>90,60%</b>  | <b>6.510</b>        | <b>7,86%</b>   | <b>24.011</b> | <b>90,61%</b>  | <b>6.837</b>        | <b>10,71%</b>  | <b>90</b>  | <b>0,38%</b> | <b>327</b>            | <b>5,02%</b>   |
| Rupiah   | 23.711        | 99,12%         | 6.440               | 98,93%         | 23.774        | 99,01%         | 6.767               | 98,98%         | 63         | 0,27%        | 327                   | 5,08%          |
| Valas  | 210           | 0,88%          | 70                  | 1,07%          | 237           | 0,99%          | 70                  | 1,02%          | 27         | 12,86%       | (0)                   | -0,69%         |
| <b>N &gt; 2 M</b>  | <b>2.481</b>  | <b>9,40%</b>   | <b>76.274</b>       | <b>92,14%</b>  | <b>2.487</b>  | <b>9,39%</b>   | <b>57.023</b>       | <b>89,29%</b>  | <b>6</b>   | <b>0,24%</b> | <b>(19.252)</b>       | <b>-25,24%</b> |
| Rupiah   | 2.308         | 93,03%         | 65.881              | 86,37%         | 2.316         | 93,12%         | 47.858              | 83,93%         | 8          | 0,35%        | (18.023)              | -27,36%        |
| Valas  | 173           | 6,97%          | 10.394              | 13,63%         | 171           | 6,88%          | 9.165               | 16,07%         | (2)        | -1,16%       | (1.229)               | -11,83%        |
| <b>Total</b>   | <b>26.402</b> | <b>100,00%</b> | <b>82.785</b>       | <b>100,00%</b> | <b>26.498</b> | <b>100,00%</b> | <b>63.860</b>       | <b>100,00%</b> | <b>96</b>  | <b>0,36%</b> | <b>(18.925)</b>       | <b>-22,86%</b> |
| Rupiah   | 26.019        | 98,55%         | 72.321              | 87,36%         | 26.090        | 98,46%         | 54.625              | 85,54%         | 71         | 0,27%        | (17.696)              | -24,47%        |
| Valas  | 383           | 1,45%          | 10.464              | 12,64%         | 408           | 1,54%          | 9.234               | 14,46%         | 25         | 6,53%        | (1.230)               | -11,75%        |

Keterangan: Prosentase simpanan pada masing-masing segmen nominal simpanan merupakan prosentase terhadap total simpanan

## V. DISTRIBUSI SIMPANAN YANG DIJAMIN

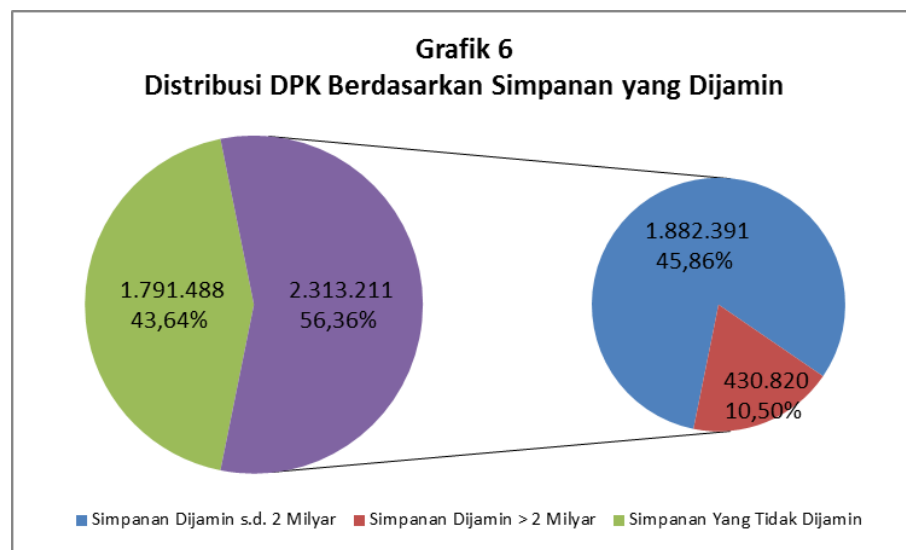
| Tabel 11<br>Total Simpanan Berdasarkan Simpanan Yang Dijamin dan Valuta |                    |                |                     |                |                    |                |                     |                |                  |              |                       |              |
|---|--------------------|----------------|---------------------|----------------|--------------------|----------------|---------------------|----------------|------------------|--------------|-----------------------|--------------|
| Nominal Simpanan  | Nop-14             |                |                     |                | Des-14             |                |                     |                | Δ                |              |                       |              |
|   | Rekening           | %              | Nominal (Rp Miliar) | %              | Rekening           | %              | Nominal (Rp Miliar) | %              | Δ Rekening       | %            | Δ Nominal (Rp Miliar) | %            |
| <b>N ≤ 2 M</b>  | <b>159.082.972</b> | <b>99,87%</b>  | <b>1.811.593</b>    | <b>81,56%</b>  | <b>160.663.860</b> | <b>99,86%</b>  | <b>1.889.228</b>    | <b>81,26%</b>  | <b>1.580.888</b> | <b>0,99%</b> | <b>77.634</b>         | <b>4,29%</b> |
| Rupiah  | 158.030.434        | 99,34%         | 1.681.947           | 92,84%         | 159.615.535        | 99,35%         | 1.759.303           | 93,12%         | 1.585.101        | 1,00%        | 77.355                | 4,60%        |
| Valas   | 1.052.538          | 0,66%          | 129.646             | 7,16%          | 1.048.325          | 0,65%          | 129.925             | 6,88%          | (4.213)          | -0,40%       | 279                   | 0,22%        |
| <b>N &gt; 2 M</b>   | <b>204.840</b>     | <b>0,13%</b>   | <b>409.680</b>      | <b>18,44%</b>  | <b>217.897</b>     | <b>0,14%</b>   | <b>435.794</b>      | <b>18,74%</b>  | <b>13.057</b>    | <b>6,37%</b> | <b>26.114</b>         | <b>6,37%</b> |
| Rupiah  | 171.998            | 83,97%         | 343.996             | 83,97%         | 184.491            | 84,67%         | 368.982             | 84,67%         | 12.493           | 7,26%        | 24.986                | 7,26%        |
| Valas   | 32.842             | 16,03%         | 65.684              | 16,03%         | 33.406             | 15,33%         | 66.812              | 15,33%         | 564              | 1,72%        | 1.128                 | 1,72%        |
| <b>Total</b>  | <b>159.287.812</b> | <b>100,00%</b> | <b>2.221.273</b>    | <b>100,00%</b> | <b>160.881.757</b> | <b>100,00%</b> | <b>2.325.022</b>    | <b>100,00%</b> | <b>1.593.945</b> | <b>1,00%</b> | <b>103.748</b>        | <b>4,67%</b> |
| Rupiah  | 158.202.432        | 99,32%         | 2.025.943           | 91,21%         | 159.800.026        | 99,33%         | 2.128.285           | 91,54%         | 1.597.594        | 1,01%        | 102.341               | 5,05%        |
| Valas   | 1.085.380          | 0,68%          | 195.330             | 8,79%          | 1.081.731          | 0,67%          | 196.737             | 8,46%          | (3.649)          | -0,34%       | 1.407                 | 0,72%        |

Keterangan: Prosentase simpanan pada masing-masing segmen nominal simpanan merupakan prosentase terhadap total simpanan



| Tabel 12   |                    |                |                     |                |                    |                |                     |                |                  |              |                       |              |
|--|--------------------|----------------|---------------------|----------------|--------------------|----------------|---------------------|----------------|------------------|--------------|-----------------------|--------------|
| DPK berdasarkan Simpanan yang Dijamin dan Valuta |                    |                |                     |                |                    |                |                     |                |                  |              |                       |              |
| Nominal Simpanan                                 | Nop-14             |                |                     |                | Des-14             |                |                     |                | Δ                |              |                       |              |
|  | Rekening           | %              | Nominal (Rp Miliar) | %              | Rekening           | %              | Nominal (Rp Miliar) | %              | Δ Rekening       | %            | Δ Nominal (Rp Miliar) | %            |
| <b>N ≤ 2 M</b>                                   | <b>159.059.051</b> | <b>99,87%</b>  | <b>1.805.083</b>    | <b>81,69%</b>  | <b>160.639.849</b> | <b>99,87%</b>  | <b>1.882.391</b>    | <b>81,38%</b>  | <b>1.580.798</b> | <b>0,99%</b> | <b>77.308</b>         | <b>4,28%</b> |
| Rupiah   | 158.006.723        | 99,34%         | 1.675.507           | 92,82%         | 159.591.761        | 99,35%         | 1.752.535           | 93,10%         | 1.585.038        | 1,00%        | 77.028                | 4,60%        |
| Valas  | 1.052.328          | 0,66%          | 129.576             | 7,18%          | 1.048.088          | 0,65%          | 129.856             | 6,90%          | (4.240)          | -0,40%       | 279                   | 0,22%        |
| <b>N &gt; 2 M</b>                                | <b>202.359</b>     | <b>0,13%</b>   | <b>404.718</b>      | <b>18,31%</b>  | <b>215.410</b>     | <b>0,13%</b>   | <b>430.820</b>      | <b>18,62%</b>  | <b>13.051</b>    | <b>6,45%</b> | <b>26.102</b>         | <b>6,45%</b> |
| Rupiah   | 169.690            | 83,86%         | 339.380             | 83,86%         | 182.175            | 84,57%         | 364.350             | 84,57%         | 12.485           | 7,36%        | 24.970                | 7,36%        |
| Valas  | 32.669             | 16,14%         | 65.338              | 16,14%         | 33.235             | 15,43%         | 66.470              | 15,43%         | 566              | 1,73%        | 1.132                 | 1,73%        |
| <b>Total</b>                                     | <b>159.261.410</b> | <b>100,00%</b> | <b>2.209.801</b>    | <b>100,00%</b> | <b>160.855.259</b> | <b>100,00%</b> | <b>2.313.211</b>    | <b>100,00%</b> | <b>1.593.849</b> | <b>1,00%</b> | <b>103.410</b>        | <b>4,68%</b> |
| Rupiah   | 158.176.413        | 99,32%         | 2.014.887           | 91,18%         | 159.773.936        | 99,33%         | 2.116.885           | 91,51%         | 1.597.523        | 1,01%        | 101.998               | 5,06%        |
| Valas  | 1.084.997          | 0,68%          | 194.914             | 8,82%          | 1.081.323          | 0,67%          | 196.326             | 8,49%          | (3.674)          | -0,34%       | 1.411                 | 0,72%        |

Keterangan: Prosentase simpanan pada masing-masing segmen nominal simpanan merupakan prosentase terhadap total simpanan



| Tabel 13   |               |                |                     |                |               |                |                     |                |            |              |                       |              |
|--|---------------|----------------|---------------------|----------------|---------------|----------------|---------------------|----------------|------------|--------------|-----------------------|--------------|
| Simpanan Dari Bank Lain Berdasarkan Simpanan Yang Dijamin dan Valuta |               |                |                     |                |               |                |                     |                |            |              |                       |              |
| Nominal Simpanan   | Nop-14        |                |                     |                | Des-14        |                |                     |                | Δ          |              |                       |              |
|  | Rekening      | %              | Nominal (Rp Miliar) | %              | Rekening      | %              | Nominal (Rp Miliar) | %              | Δ Rekening | %            | Δ Nominal (Rp Miliar) | %            |
| <b>N ≤ 2 M</b>   | <b>23.921</b> | <b>90,60%</b>  | <b>6.510</b>        | <b>56,75%</b>  | <b>24.011</b> | <b>90,61%</b>  | <b>6.837</b>        | <b>57,89%</b>  | <b>90</b>  | <b>0,38%</b> | <b>327</b>            | <b>5,02%</b> |
| Rupiah   | 23.711        | 99,12%         | 6.440               | 98,93%         | 23.774        | 99,01%         | 6.767               | 98,98%         | 63         | 0,27%        | 327                   | 5,08%        |
| Valas  | 210           | 0,88%          | 70                  | 1,07%          | 237           | 0,99%          | 70                  | 1,02%          | 27         | 12,86%       | (0)                   | -0,69%       |
| <b>N &gt; 2 M</b>  | <b>2.481</b>  | <b>9,40%</b>   | <b>4.962</b>        | <b>43,25%</b>  | <b>2.487</b>  | <b>9,39%</b>   | <b>4.974</b>        | <b>42,11%</b>  | <b>6</b>   | <b>0,24%</b> | <b>12</b>             | <b>0,24%</b> |
| Rupiah   | 2.308         | 93,03%         | 4.616               | 93,03%         | 2.316         | 93,12%         | 4.632               | 93,12%         | 8          | 0,35%        | 16                    | 0,35%        |
| Valas  | 173           | 6,97%          | 346                 | 6,97%          | 171           | 6,88%          | 342                 | 6,88%          | (2)        | -1,16%       | (4)                   | -1,16%       |
| <b>Total</b>   | <b>26.402</b> | <b>100,00%</b> | <b>11.472</b>       | <b>100,00%</b> | <b>26.498</b> | <b>100,00%</b> | <b>11.811</b>       | <b>100,00%</b> | <b>96</b>  | <b>0,36%</b> | <b>339</b>            | <b>2,95%</b> |
| Rupiah   | 26.019        | 98,55%         | 11.056              | 96,37%         | 26.090        | 98,46%         | 11.399              | 96,52%         | 71         | 0,27%        | 343                   | 3,10%        |
| Valas  | 383           | 1,45%          | 416                 | 3,63%          | 408           | 1,54%          | 412                 | 3,48%          | 25         | 6,53%        | (4)                   | -1,08%       |

Keterangan: Prosentase simpanan pada masing-masing segmen nominal simpanan merupakan prosentase terhadap total simpanan

