



LEMBAGA
PENJAMIN
SIMPANAN

Indonesia
Deposit
Insurance
Corporation

Distribusi Simpanan Bank Umum

Juli 2014

DAFTAR ISI

Keterangan		2
I. Pertumbuhan Total Simpanan dan Jumlah Rekening pada Bank Umum		3
Total Simpanan dan Jumlah Rekening	Tabel 1	3
Pertumbuhan Total Simpanan dan Jumlah Rekening	Grafik 1	3
Tabel Pertumbuhan Simpanan dan Jumlah Rekening Year on Year	Tabel 1.1	4
II. Distribusi Simpanan Berdasarkan Jenis Simpanan dan Valuta		4
Total Simpanan Berdasarkan Jenis Simpanan dan Valuta	Tabel 2	5
Distribusi Total Simpanan Berdasarkan Jenis Simpanan	Grafik 2a	6
Distribusi Total Rekening Berdasarkan Jenis Simpanan	Grafik 2b	6
DPK Berdasarkan Jenis Simpanan dan Valuta	Tabel 3	7
Distribusi Nominal DPK berdasarkan Jenis Simpanan	Grafik 3a	8
Distribusi Rekening DPK berdasarkan Jenis Simpanan	Grafik 3b	9
Simpanan Dari Bank Lain Berdasarkan Jenis Simpanan dan Valuta	Tabel 4	7
Distribusi Nominal Simpanan dari Bank Lain berdasarkan Jenis Simpanan	Grafik 4a	10
Distribusi Rekening Simpanan dari Bank Lain berdasarkan Jenis Simpanan	Grafik 4b	10
III. Distribusi Simpanan Berdasarkan Segmen Nominal Simpanan		11
Total Simpanan Berdasarkan Segmen Nominal dan Valuta	Tabel 5	11
DPK Berdasarkan segmen Nominal dan Valuta	Tabel 6	12
Simpanan dari Bank Lain berdasarkan segmen Nominal dan Valuta	Tabel 7	13
IV. Distribusi Simpanan Berdasarkan Besaran Nilai Simpanan yang Dijamin dan Valuta		14
Total Simpanan berdasarkan Besaran Nilai Simpanan yang Dijamin dan Valuta	Tabel 8	14
DPK berdasarkan Besaran Nilai Simpanan yang Dijamin dan Valuta	Tabel 9	15
Simpanan dari Bank Lain berdasarkan Besaran Nilai Simpanan yang Dijamin dan Valuta	Tabel 10	16
V. Distribusi Simpanan Yang Dijamin dan Valuta		17
Total Simpanan berdasarkan Simpanan yang Dijamin dan Valuta	Tabel 11	17
DPK berdasarkan Simpanan yang Dijamin dan Valuta	Tabel 12	18
Simpanan dari Bank Lain berdasarkan Simpanan yang Dijamin dan Valuta	Tabel 13	19
Distribusi Total Simpanan berdasarkan Simpanan yang Dijamin	Grafik 5	17
Distribusi DPK berdasarkan Simpanan yang Dijamin dan Valuta	Grafik 6	18
Distribusi Simpanan dari Bank Lain berdasarkan Simpanan yang Dijamin dan Valuta	Grafik 7	19

KETERANGAN

Sumber Data

Data yang digunakan bersumber dari Laporan Posisi Simpanan yang disampaikan oleh bank umum kepada Lembaga Penjamin Simpanan.

Jumlah bank umum:

- a. Bank Umum Konvensional : 107
- b. Bank Umum Syariah : 12

Definisi

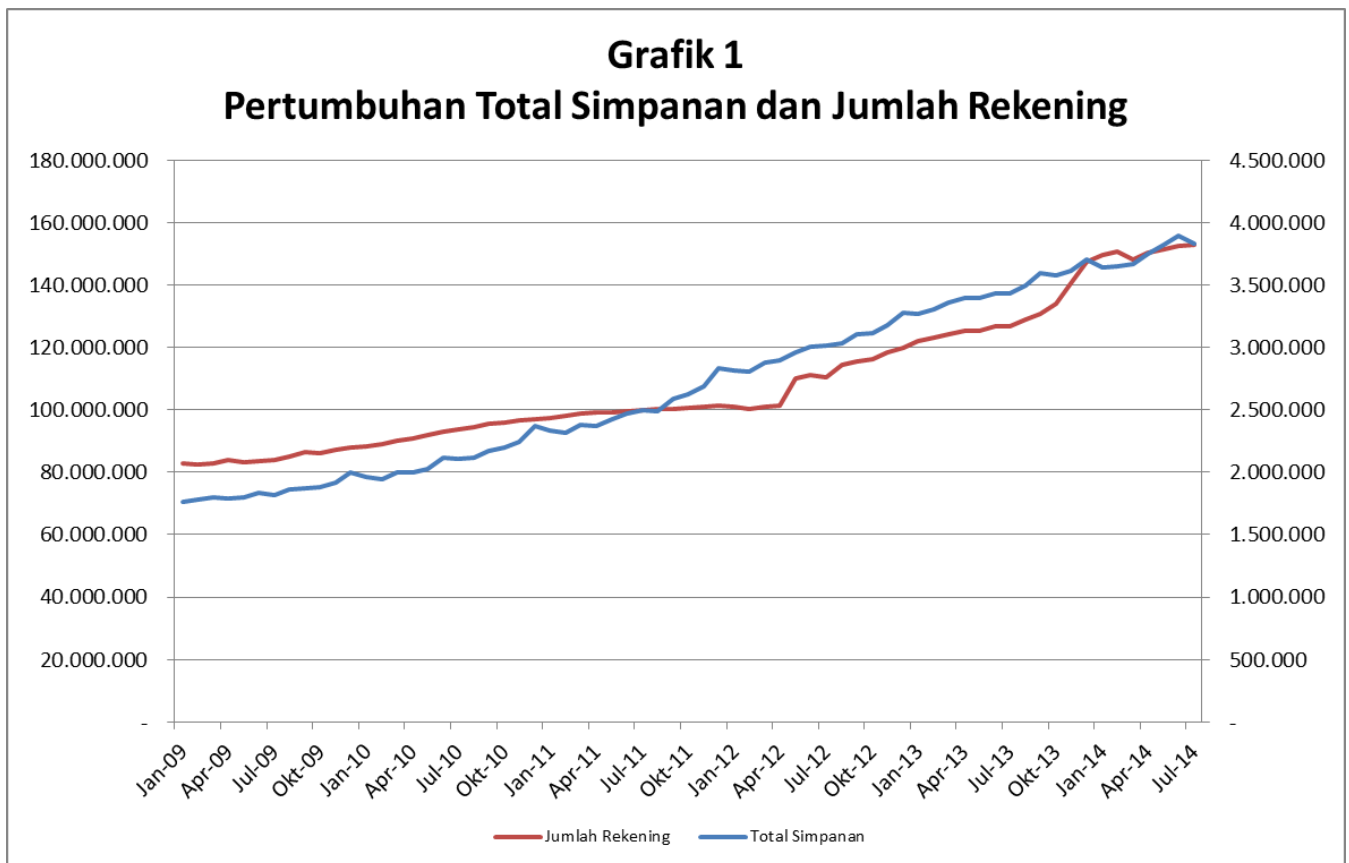
Simpanan meliputi Dana Pihak Ketiga dan simpanan dari bank lain.

Simpanan Yang Dijamin meliputi: a. seluruh simpanan yang nominalnya \leq Rp2 Miliar; b. proporsi simpanan yang dijamin (Rp2 Miliar) dari seluruh simpanan dengan nominal di atas Rp2 Miliar.

Besaran Nilai Simpanan Yang Dijamin adalah Rp2 Milyar per nasabah per bank sebagaimana diatur dalam Peraturan Pemerintah No. 66 Tahun 2008.

I. PERTUMBUHAN TOTAL SIMPANAN DAN JUMLAH REKENING PADA BANK UMUM

Tabel 1 Total Simpanan dan Jumlah Rekening										
Bulan	2010		2011		2012		2013		2014	
	Rekening	Nominal (Rp Miliar)	Rekening	Nominal (Rp Miliar)	Rekening	Nominal (Rp Miliar)	Rekening	Nominal (Rp Miliar)	Rekening	Nominal (Rp Miliar)
Januari	88.480.348	1.966.836	97.500.965	2.330.580	100.995.991	2.812.389	120.846.777	3.253.000	149.497.368	3.637.382
Februari	89.097.749	1.948.441	98.091.890	2.316.085	100.339.507	2.809.349	121.930.266	3.265.247	150.736.549	3.651.574
Maret	90.108.129	2.000.609	98.809.698	2.381.978	101.097.601	2.879.534	123.124.821	3.307.495	148.368.993	3.671.553
April	90.838.036	1.999.163	99.360.056	2.368.030	101.531.209	2.894.013	124.229.263	3.360.138	150.569.712	3.749.915
Mei	91.956.415	2.029.220	99.237.439	2.424.450	110.120.237	2.958.972	125.424.329	3.399.580	151.524.433	3.822.525
Juni	92.907.696	2.113.484	99.553.678	2.467.294	111.011.366	3.010.181	126.795.614	3.434.159	152.393.227	3.893.057
Juli	93.937.955	2.104.265	99.992.834	2.494.706	112.124.718	3.011.850	127.809.412	3.447.375	152.804.340	3.832.573
Agustus	94.540.213	2.113.794	100.162.979	2.492.507	113.534.001	3.037.803	128.817.609	3.496.756		
September	95.595.059	2.170.410	100.324.722	2.586.980	115.525.552	3.104.251	130.943.737	3.599.133		
Oktober	96.115.812	2.201.834	100.681.831	2.625.158	116.426.607	3.119.552	134.082.846	3.574.573		
Nopember	96.615.824	2.241.794	101.115.423	2.684.747	118.364.092	3.182.867	140.527.064	3.617.855		
Desember	97.204.863	2.370.983	101.503.564	2.830.323	119.917.930	3.277.154	147.626.510	3.706.609		



Tabel 1.1 Pertumbuhan Simpanan dan Rekening Year On Year						
Tahun	Rekening	Nominal (Rp Miliar)	Rekening		Nominal	
			Δ	% Δ	Δ (Rp Milyar)	% Δ
2009	88.086.017	1.995.790	5.360.087	6,48%	227.174	12,84%
2010	97.204.863	2.370.983	9.118.846	10,35%	375.193	18,80%
2011	101.503.564	2.830.323	4.298.701	4,42%	459.340	19,37%
2012	119.917.930	3.277.154	18.414.366	18,14%	446.832	15,79%
2013	147.626.510	3.706.609	27.708.580	23,11%	429.455	13,10%
2014*)	152.804.340	3.832.573	5.177.830	3,51%	125.963	3,40%

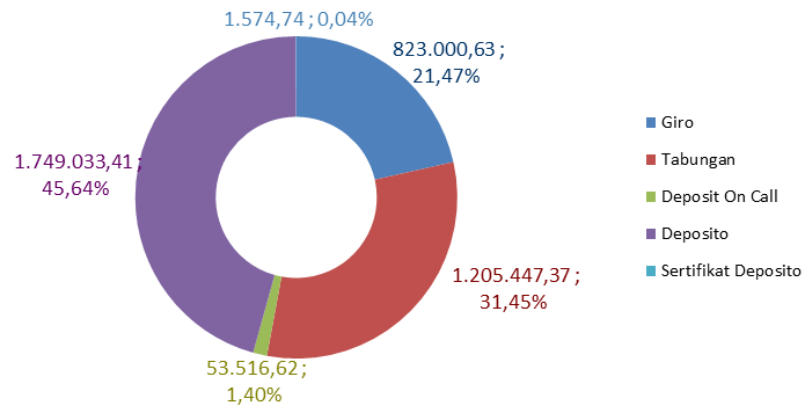
*) Data sampai dengan Juli 2014

II. DISTRIBUSI SIMPANAN BERDASARKAN JENIS SIMPANAN

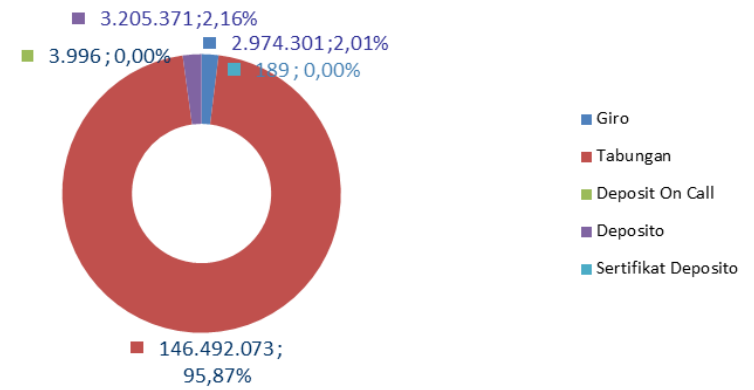
Tabel 2 Total Simpanan Berdasarkan Jenis Simpanan dan Valuta												
Jenis Simpanan	Jun-14				Jul-14				Δ			
	Rekening	%	Nominal (Rp Miliar)	%	Rekening	%	Nominal (Rp Miliar)	%	Δ Rekening	%	Δ Nominal (Rp Miliar)	%
Giro	3.060.194	2,01%	934.417	24,00%	2.999.035	1,96%	823.001	21,47%	(61.159)	-2,00%	(111.416)	-11,92%
Rupiah	2.763.267	90,30%	668.413	71,53%	2.735.697	91,22%	561.056	68,17%	(27.570)	-1,00%	(107.356)	-16,06%
Valas	296.927	9,70%	266.004	28,47%	263.338	8,78%	261.944	31,83%	(33.589)	-11,31%	(4.060)	-1,53%
Tabungan	146.061.890	95,85%	1.168.743	30,02%	146.492.073	95,87%	1.205.447	31,45%	430.183	0,29%	36.704	3,14%
Rupiah	145.436.660	99,57%	1.081.129	92,50%	145.839.693	99,55%	1.113.679	92,39%	403.033	0,28%	32.550	3,01%
Valas	625.230	0,43%	87.615	7,50%	652.380	0,45%	91.769	7,61%	27.150	4,34%	4.154	4,74%
Deposit on Call	3.869	0,00%	64.728	1,66%	3.996	0,00%	53.517	1,40%	127	3,28%	(11.211)	-17,32%
Rupiah	3.577	92,45%	58.350	90,15%	3.707	92,77%	44.081	82,37%	130	3,63%	(14.270)	-24,46%
Valas	292	7,55%	6.378	9,85%	289	7,23%	9.436	17,63%	(3)	-1,03%	3.058	47,96%
Deposito	3.267.069	2,14%	1.723.670	44,28%	3.309.047	2,17%	1.749.033	45,64%	41.978	1,28%	25.364	1,47%
Rupiah	3.103.190	94,98%	1.455.050	84,42%	3.145.136	95,05%	1.490.314	85,21%	41.946	1,35%	35.264	2,42%
Valas	163.879	5,02%	268.620	15,58%	163.911	4,95%	258.720	14,79%	32	0,02%	(9.900)	-3,69%
Sertifikat Deposito	205	0,00%	1.500	0,04%	189	0,00%	1.575	0,04%	(16)	-7,80%	75	4,99%
Rupiah	205	100,00%	1.500	100,00%	189	100,00%	1.575	100,00%	(16)	-7,80%	75	4,99%
Valas	-	0,00%	-	0,00%	-	0,00%	-	0,00%	0	0,00%	0	0,00%
Total	152.393.227	100,00%	3.893.057	100,00%	152.804.340	100,00%	3.832.573	100,00%	411.113	0,27%	(60.485)	-1,55%
Rupiah	151.306.899	99,29%	3.264.441	83,85%	151.724.422	99,29%	3.210.705	83,77%	417.523	0,28%	(53.737)	-1,65%
Valas	1.086.328	0,71%	628.616	16,15%	1.079.918	0,71%	621.868	16,23%	(6.410)	-0,59%	(6.748)	-1,07%

Keterangan: Prosentase simpanan pada masing-masing jenis simpanan merupakan prosentase terhadap total simpanan

Grafik 2a
Distribusi Total Simpanan Berdasarkan Jenis Simpanan



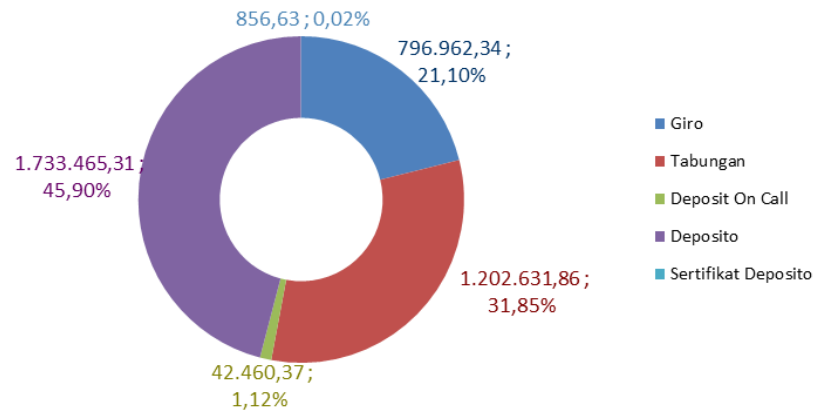
Grafik 2b
Distribusi Total Rekening Berdasarkan Jenis Simpanan



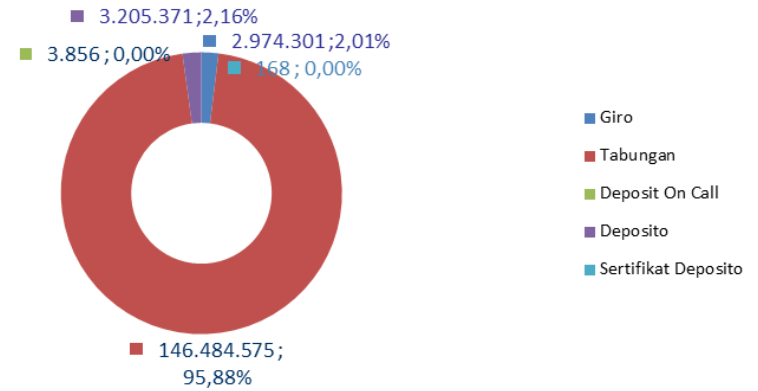
Tabel 3												
DPK Berdasarkan Jenis Simpanan dan Valuta												
Jenis Simpanan	Jun-14				Jul-14				Δ			
	Rekening	%	Nominal (Rp Miliar)	%	Rekening	%	Nominal (Rp Miliar)	%	Δ Rekening	%	Δ Nominal (Rp Miliar)	%
Giro	3.050.102	2,00%	910.027	23,80%	2.989.315	1,96%	796.962	21,10%	(60.787)	-1,99%	(113.065)	-12,42%
Rupiah	2.753.586	90,28%	650.603	71,49%	2.726.343	91,20%	541.524	67,95%	(27.243)	-0,99%	(109.079)	-16,77%
Valas	296.516	9,72%	259.424	28,51%	262.972	8,80%	255.438	32,05%	(33.544)	-11,31%	(3.986)	-1,54%
Tabungan	146.054.547	95,86%	1.165.442	30,48%	146.484.575	95,88%	1.202.632	31,85%	430.028	0,29%	37.190	3,19%
Rupiah	145.429.323	99,57%	1.077.834	92,48%	145.832.205	99,55%	1.110.872	92,37%	402.882	0,28%	33.038	3,07%
Valas	625.224	0,43%	87.608	7,52%	652.370	0,45%	91.760	7,63%	27.146	4,34%	4.152	4,74%
Deposit on Call	3.574	0,00%	39.300	1,03%	3.856	0,00%	42.460	1,12%	282	7,89%	3.160	8,04%
Rupiah	3.282	91,83%	32.923	83,77%	3.567	92,51%	33.024	77,78%	285	8,68%	102	0,31%
Valas	292	8,17%	6.378	16,23%	289	7,49%	9.436	22,22%	(3)	-1,03%	3.058	47,96%
Deposito	3.258.159	2,14%	1.708.409	44,68%	3.300.072	2,16%	1.733.465	45,90%	41.913	1,29%	25.057	1,47%
Rupiah	3.094.290	94,97%	1.439.993	84,29%	3.136.173	95,03%	1.475.004	85,09%	41.883	1,35%	35.010	2,43%
Valas	163.869	5,03%	268.415	15,71%	163.899	4,97%	258.462	14,91%	30	0,02%	(9.954)	-3,71%
Sertifikat Deposito	186	0,00%	849	0,02%	168	0,00%	857	0,02%	(18)	-9,68%	8	0,91%
Rupiah	186	100,00%	849	100,00%	168	100,00%	857	100,00%	(18)	-9,68%	8	0,91%
Valas	-	0,00%	-	0,00%	-	0,00%	-	0,00%	0	0,00%	0	0,00%
Total	152.366.568	100,00%	3.824.027	100,00%	152.777.986	100,00%	3.776.377	100,00%	411.418	0,27%	(47.650)	-1,25%
Rupiah	151.280.667	99,29%	3.202.202	83,74%	151.698.456	99,29%	3.161.281	83,71%	417.789	0,28%	(40.921)	-1,28%
Valas	1.085.901	0,71%	621.825	16,26%	1.079.530	0,71%	615.095	16,29%	(6.371)	-0,59%	(6.729)	-1,08%

Keterangan: Prosentase simpanan pada masing-masing jenis simpanan merupakan prosentase terhadap total simpanan

Grafik 3a
Distribusi Nominal DPK Berdasarkan Jenis Simpanan



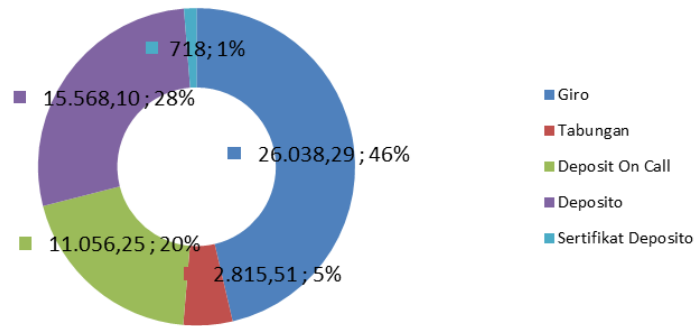
Grafik 3b
Distribusi Rekening DPK Berdasarkan Jenis Simpanan



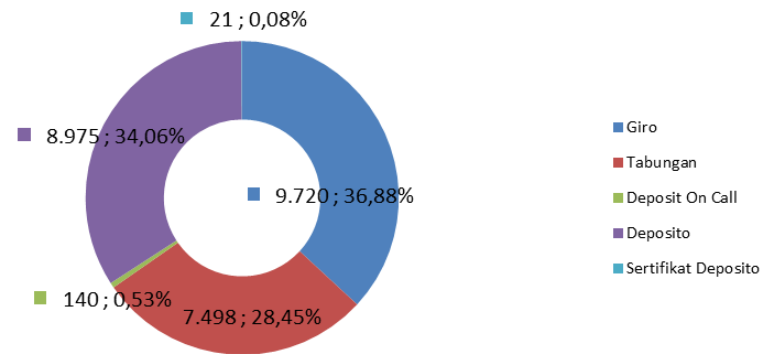
Tabel 4												
Simpanan Dari Bank Lain Berdasarkan Jenis Simpanan dan Valuta												
Jenis Simpanan	Jun-14				Jul-14				Δ			
	Rekening	%	Nominal (Rp Miliar)	%	Rekening	%	Nominal (Rp Miliar)	%	Δ Rekening	%	Δ Nominal (Rp Miliar)	%
Giro	10.092	37,86%	24.389	35,33%	9.720	36,88%	26.038	46,33%	(372)	-3,69%	1.649	6,76%
Rupiah	9.681	95,93%	17.810	73,02%	9.354	96,23%	19.532	75,01%	(327)	-3,38%	1.722	9,67%
Valas	411	4,07%	6.580	26,98%	366	3,77%	6.506	24,99%	(45)	-10,95%	(73)	-1,11%
Tabungan	7.343	27,54%	3.302	4,78%	7.498	28,45%	2.816	5,01%	155	2,11%	(486)	-14,72%
Rupiah	7.337	99,92%	3.295	99,79%	7.488	99,87%	2.807	99,69%	151	2,06%	(488)	-14,80%
Valas	6	0,08%	7	0,21%	10	0,13%	9	0,31%	4	66,67%	2	24,91%
Deposit on Call	295	1,11%	25.428	36,84%	140	0,53%	11.056	19,67%	(155)	-52,54%	(14.371)	-56,52%
Rupiah	295	100,00%	25.428	100,00%	140	100,00%	11.056	100,00%	(155)	-52,54%	(14.371)	-56,52%
Valas	-	0,00%	-	0,00%	-	0,00%	-	0,00%	0	0,00%	0	0,00%
Deposito	8.910	33,42%	15.261	22,11%	8.975	34,06%	15.568	27,70%	65	0,73%	307	2,01%
Rupiah	8.900	99,89%	15.056	98,66%	8.963	99,87%	15.310	98,34%	63	0,71%	254	1,69%
Valas	10	0,11%	205	1,34%	12	0,13%	258	1,66%	2	20,00%	53	25,90%
Sertifikat Deposito	19	0,07%	651	0,94%	21	0,08%	718	1,28%	2	0,00%	67	10,30%
Rupiah	19	0,00%	651	0,00%	21	0,00%	718	0,00%	2	0,00%	67	10,30%
Valas	-	0,00%	-	0,00%	-	0,00%	-	0,00%	0	0,00%	0	0,00%
Total	26.659	100,00%	69.031	100,00%	26.354	100,00%	56.196	100,00%	(305)	-1,14%	(12.835)	-18,59%
Rupiah	26.232	98,40%	62.239	90,16%	25.966	98,53%	49.423	87,95%	(266)	-1,01%	(12.816)	-20,59%
Valas	427	1,60%	6.791	9,84%	388	1,47%	6.773	12,05%	(39)	-9,13%	(19)	-0,27%

Keterangan: Prosentase simpanan pada masing-masing jenis simpanan merupakan prosentase terhadap total simpanan

Grafik 4a
Distribusi Nominal Simpanan dari Bank Lain
berdasarkan Jenis Simpanan



Grafik 4b
Distribusi Rekening Simpanan dari Bank Lain
Berdasarkan Jenis Simpanan



III. DISTRIBUSI SIMPANAN BERDASARKAN SEGMENT NOMINAL SIMPANAN

Tabel 5 Total Simpanan Berdasarkan Segmen Nominal dan Valuta												
Nominal Simpanan	Jun-14				Jul-14				Δ			
	Rekening	%	Nominal (Rp Miliar)	%	Rekening	%	Nominal (Rp Miliar)	%	Δ Rekening	%	Δ Nominal (Rp Miliar)	%
N ≤ 100 Jt	148.994.878	100,00%	563.907	100,00%	149.358.212	100,00%	602.320	100,00%	363.334	0,24%	38.413	6,81%
Rupiah	148.218.831	99,48%	550.004	96,79%	148.585.617	99,48%	588.335	97,68%	366.786	0,25%	38.331	6,97%
Valas	776.047	0,52%	13.902	3,21%	772.595	0,52%	13.985	2,32%	(3.452)	-0,44%	83	0,60%
100 Jt < N ≤ 200 Jt	1.522.151	100,00%	210.755	100,00%	1.563.134	100,00%	218.068	100,00%	40.983	2,69%	7.313	3,47%
Rupiah	1.413.943	92,89%	195.866	93,02%	1.455.247	93,10%	203.216	93,19%	41.304	2,92%	7.350	3,75%
Valas	108.208	7,11%	14.888	6,98%	107.887	6,90%	14.851	6,81%	(321)	-0,30%	(37)	-0,25%
200 Jt < N ≤ 500 Jt	1.023.424	100,00%	327.200	100,00%	1.036.536	100,00%	333.909	100,00%	13.112	1,28%	6.710	2,05%
Rupiah	931.372	91,01%	298.361	90,54%	945.323	91,20%	305.218	91,41%	13.951	1,50%	6.857	2,30%
Valas	92.052	8,99%	28.838	9,46%	91.213	8,80%	28.691	8,59%	(839)	-0,91%	(147)	-0,51%
500 Jt < N ≤ 1 M	436.894	100,00%	320.218	100,00%	436.804	100,00%	323.450	100,00%	(90)	-0,02%	3.232	1,01%
Rupiah	389.950	89,26%	288.211	89,26%	390.053	89,30%	291.337	90,07%	103	0,03%	3.126	1,08%
Valas	46.944	10,74%	32.007	10,74%	46.751	10,70%	32.113	9,93%	(193)	-0,41%	106	0,33%
1 M < N ≤ 2 M	223.364	100,00%	309.538	100,00%	222.563	100,00%	311.496	100,00%	(801)	-0,36%	1.958	0,63%
Rupiah	193.851	86,79%	270.226	88,90%	193.414	86,90%	272.073	87,34%	(437)	-0,23%	1.846	0,68%
Valas	29.513	13,21%	39.311	11,10%	29.149	13,10%	39.423	12,66%	(364)	-1,23%	112	0,28%
2 M < N ≤ 5 M	120.830	100,00%	375.921	100,00%	118.077	100,00%	372.746	100,00%	(2.753)	-2,28%	(3.175)	-0,84%
Rupiah	102.409	84,75%	321.669	86,04%	100.490	85,11%	318.785	85,52%	(1.919)	-1,87%	(2.884)	-0,90%
Valas	18.421	15,25%	54.252	13,96%	17.587	14,89%	53.960	14,48%	(834)	-4,53%	(292)	-0,54%
N > 5 M	71.686	100,00%	1.785.520	100,00%	69.014	100,00%	1.670.584	100,00%	(2.672)	-3,73%	(114.936)	-6,44%
Rupiah	56.543	78,88%	1.340.103	76,79%	54.278	78,65%	1.231.740	73,73%	(2.265)	-4,01%	(108.363)	-8,09%
Valas	15.143	21,12%	445.417	23,21%	14.736	21,35%	438.844	26,27%	(407)	-2,69%	(6.573)	-1,48%
Total	152.393.227	100,00%	3.893.057	100,00%	152.804.340	100,00%	3.832.573	100,00%	411.113	0,27%	(60.485)	-1,55%
Rupiah	151.306.899	99,29%	3.264.441	85,02%	151.724.422	99,29%	3.210.705	83,77%	417.523	0,28%	(53.737)	-1,65%
Valas	1.086.328	0,71%	628.616	14,98%	1.079.918	0,71%	621.868	16,23%	(6.410)	-0,59%	(6.748)	-1,07%

Keterangan: Prosentase simpanan pada masing-masing segmen nominal simpanan merupakan prosentase terhadap total simpanan

Tabel 6												
DPK Berdasarkan Segmen Nominal dan Valuta												
Nominal Simpanan	Jun-14				Jul-14				Δ			
	Rekening	%	Nominal (Rp Miliar)	%	Rekening	%	Nominal (Rp Miliar)	%	Δ Rekening	%	Δ Nominal (Rp Miliar)	%
N ≤ 100 Jt	148.979.620	97,78%	563.567	14,74%	149.343.204	97,75%	601.988	15,94%	363.584	0,24%	38.420	6,82%
Rupiah	148.203.727	99,48%	549.668	97,53%	148.570.721	99,48%	588.005	97,68%	366.994	0,25%	38.337	6,97%
Valas	775.893	0,52%	13.900	2,47%	772.483	0,52%	13.983	2,32%	(3.410)	-0,44%	83	0,60%
100 Jt < N ≤ 200 Jt	1.519.314	1,00%	210.337	5,50%	1.560.281	1,02%	217.650	5,76%	40.967	2,70%	7.313	3,48%
Rupiah	1.411.131	92,88%	195.452	92,92%	1.452.419	93,09%	202.802	93,18%	41.288	2,93%	7.350	3,76%
Valas	108.183	7,12%	14.885	7,08%	107.862	6,91%	14.848	6,82%	(321)	-0,30%	(37)	-0,25%
200 Jt < N ≤ 500 Jt	1.020.260	0,67%	326.115	8,53%	1.033.283	0,68%	332.785	8,81%	13.023	1,28%	6.670	2,05%
Rupiah	928.243	90,98%	297.289	91,16%	942.102	91,18%	304.105	91,38%	13.859	1,49%	6.816	2,29%
Valas	92.017	9,02%	28.826	8,84%	91.181	8,82%	28.680	8,62%	(836)	-0,91%	(145)	-0,50%
500 Jt < N ≤ 1 M	434.716	0,29%	318.459	8,33%	434.596	0,28%	321.673	8,52%	(120)	-0,03%	3.214	1,01%
Rupiah	387.800	89,21%	286.473	89,96%	387.873	89,25%	289.581	90,02%	73	0,02%	3.108	1,08%
Valas	46.916	10,79%	31.987	10,04%	46.723	10,75%	32.093	9,98%	(193)	-0,41%	106	0,33%
1 M < N ≤ 2 M	222.202	0,15%	307.855	8,05%	221.382	0,14%	309.760	8,20%	(820)	-0,37%	1.905	0,62%
Rupiah	192.711	86,73%	268.575	87,24%	192.260	86,85%	270.374	87,29%	(451)	-0,23%	1.799	0,67%
Valas	29.491	13,27%	39.279	12,76%	29.122	13,15%	39.386	12,71%	(369)	-1,25%	106	0,27%
2 M < N ≤ 5 M	119.908	0,08%	372.741	9,75%	117.210	0,08%	369.631	9,79%	(2.698)	-2,25%	(3.111)	-0,83%
Rupiah	101.520	84,66%	318.594	85,47%	99.656	85,02%	315.769	85,43%	(1.864)	-1,84%	(2.825)	-0,89%
Valas	18.388	15,34%	54.147	14,53%	17.554	14,98%	53.862	14,57%	(834)	-4,54%	(286)	-0,53%
N > 5 M	70.548	0,05%	1.724.952	45,11%	68.030	0,04%	1.622.890	42,97%	(2.518)	-3,57%	(102.062)	-5,92%
Rupiah	55.535	78,72%	1.286.151	74,56%	53.425	78,53%	1.190.645	73,37%	(2.110)	-3,80%	(95.506)	-7,43%
Valas	15.013	21,28%	438.801	25,44%	14.605	21,47%	432.245	26,63%	(408)	-2,72%	(6.557)	-1,49%
Total	152.366.568	100,00%	3.824.027	100,00%	152.777.986	100,00%	3.776.377	100,00%	411.418	0,27%	(47.650)	-1,25%
Rupiah	151.280.667	99,29%	3.202.202	83,74%	151.698.456	99,29%	3.161.281	83,71%	417.789	0,28%	(40.921)	-1,28%
Valas	1.085.901	0,71%	621.825	16,26%	1.079.530	0,71%	615.095	16,29%	(6.371)	-0,59%	(6.729)	-1,08%

Keterangan: Prosentase simpanan pada masing-masing segmen nominal simpanan merupakan prosentase terhadap total simpanan

Tabel 7												
Simpanan Dari Bank Lain Berdasarkan Segmen Nominal dan Valuta												
Nominal Simpanan	Jun-14				Jul-14				Δ			
	Rekening	%	Nominal (Rp Miliar)	%	Rekening	%	Nominal (Rp Miliar)	%	Δ Rekening	%	Δ Nominal (Rp Miliar)	%
N ≤ 100 Jt	15.258	57,23%	339	0,49%	15.008	56,95%	332	0,59%	(250)	-1,64%	(7)	-2,06%
Rupiah	15.104	98,99%	337	99,19%	14.896	99,25%	330	99,21%	(208)	-1,38%	(7)	-2,04%
Valas	154	1,01%	3	0,81%	112	0,75%	3	0,79%	(42)	-27,27%	(0)	-4,01%
100 Jt < N ≤ 200 Jt	2.837	10,64%	418	0,61%	2.853	10,83%	418	0,74%	16	0,56%	(0)	-0,05%
Rupiah	2.812	99,12%	414	99,13%	2.828	99,12%	414	99,15%	16	0,57%	(0)	-0,04%
Valas	25	0,88%	4	0,87%	25	0,88%	4	0,85%	0	0,00%	(0)	-1,55%
200 Jt < N ≤ 500 Jt	3.164	11,87%	1.085	1,57%	3.253	12,34%	1.124	2,00%	89	2,81%	39	3,61%
Rupiah	3.129	98,89%	1.073	98,86%	3.221	99,02%	1.114	99,06%	92	2,94%	41	3,83%
Valas	35	1,11%	12	1,14%	32	0,98%	11	0,94%	(3)	-8,57%	(2)	-14,69%
500 Jt < N ≤ 1 M	2.178	8,17%	1.759	2,55%	2.208	8,38%	1.777	3,16%	30	1,38%	18	1,04%
Rupiah	2.150	98,71%	1.738	98,84%	2.180	98,73%	1.756	98,84%	30	1,40%	18	1,04%
Valas	28	1,29%	20	1,16%	28	1,27%	21	1,16%	0	0,00%	0	1,22%
1 M < N ≤ 2 M	1.162	4,36%	1.683	2,44%	1.181	4,48%	1.736	3,09%	19	1,64%	53	3,15%
Rupiah	1.140	98,11%	1.651	98,11%	1.154	97,71%	1.699	97,85%	14	1,23%	48	2,88%
Valas	22	1,89%	32	1,89%	27	2,29%	37	2,15%	5	22,73%	5	16,92%
2 M < N ≤ 5 M	922	3,46%	3.179	4,61%	867	3,29%	3.115	5,54%	(55)	-5,97%	(65)	-2,03%
Rupiah	889	96,42%	3.075	96,71%	834	96,19%	3.016	96,83%	(55)	-6,19%	(59)	-1,91%
Valas	33	3,58%	105	3,29%	33	3,81%	99	3,17%	0	0,00%	(6)	-5,62%
N > 5 M	1.138	4,27%	60.567	87,74%	984	3,73%	47.694	84,87%	(154)	-13,53%	(12.873)	-21,25%
Rupiah	1.008	88,58%	53.951	89,08%	853	86,69%	41.094	86,16%	(155)	-15,38%	(12.857)	-23,83%
Valas	130	11,42%	6.616	10,92%	131	13,31%	6.600	13,84%	1	0,77%	(16)	-0,25%
Total	26.659	100,00%	69.031	100,00%	26.354	100,00%	56.196	100,00%	(305)	-1,14%	(12.835)	-18,59%
Rupiah	26.232	98,40%	0	0,00%	25.966	98,53%	0	0,00%	(266)	-1,01%	(0)	-20,59%
Valas	427	1,60%	0	0,00%	388	1,47%	0	0,00%	(39)	-9,13%	(0)	-0,27%

Keterangan: Prosentase simpanan pada masing-masing segmen nominal simpanan merupakan prosentase terhadap total simpanan

IV. DISTRIBUSI SIMPANAN BERDASARKAN BESARAN NILAI SIMPANAN YANG DIJAMIN

Tabel 8												
Total Simpanan Berdasarkan Besaran Nilai Simpanan yang Dijamin dan Valuta												
Nominal Simpanan	Jun-14				Jul-14				Δ			
	Rekening	%	Nominal (Rp Miliar)	%	Rekening	%	Nominal (Rp Miliar)	%	Δ Rekening	%	Δ Nominal (Rp Miliar)	%
N ≤ 2 M	152.200.711	99,87%	1.731.617	44,48%	152.617.249	99,88%	1.789.243	46,69%	416.538	0,27%	57.627	3,33%
Rupiah	151.147.947	99,31%	1.602.670	92,55%	151.569.654	99,31%	1.660.180	92,79%	421.707	0,28%	57.510	3,59%
Valas	1.052.764	0,69%	128.947	7,45%	1.047.595	0,69%	129.064	7,21%	(5.169)	-0,49%	117	0,09%
N > 2 M	192.516	0,13%	2.161.441	55,52%	187.091	0,12%	2.043.329	53,31%	(5.425)	-2,82%	(118.111)	-5,46%
Rupiah	158.952	82,57%	1.661.772	76,88%	154.768	82,72%	1.550.525	75,88%	(4.184)	-2,63%	(111.247)	-6,69%
Valas	33.564	17,43%	499.669	23,12%	32.323	17,28%	492.804	24,12%	(1.241)	-3,70%	(6.865)	-1,37%
Total	152.393.227	100,00%	3.893.057	100,00%	152.804.340	100,00%	3.832.573	100,00%	411.113	0,27%	(60.485)	-1,55%
Rupiah	151.306.899	99,29%	3.264.441	83,85%	151.724.422	99,29%	3.210.705	83,77%	417.523	0,28%	(53.737)	-1,65%
Valas	1.086.328	0,71%	628.616	16,15%	1.079.918	0,71%	621.868	16,23%	(6.410)	-0,59%	(6.748)	-1,07%

Keterangan: Prosentase simpanan pada masing-masing segmen nominal simpanan merupakan prosentase terhadap total simpanan

Tabel 9												
DPK Berdasarkan Besaran Nilai Simpanan yang Dijamin dan Valuta												
Nominal Simpanan	Jun-14				Jul-14				Δ			
	Rekening	%	Nominal (Rp Miliar)	%	Rekening	%	Nominal (Rp Miliar)	%	Δ Rekening	%	Δ Nominal (Rp Miliar)	%
N ≤ 2 M	152.176.112	99,88%	1.726.333	45,14%	152.592.746	99,88%	1.783.856	47,24%	416.634	0,27%	57.523	3,33%
Rupiah	151.123.612	99,31%	1.597.457	92,53%	151.545.375	99,31%	1.654.867	92,77%	421.763	0,28%	57.410	3,59%
Valas	1.052.500	0,69%	128.876	7,47%	1.047.371	0,69%	128.989	7,23%	(5.129)	-0,49%	113	0,09%
N > 2 M	190.456	0,12%	2.097.694	54,86%	185.240	0,12%	1.992.521	52,76%	(5.216)	-2,74%	(105.173)	-5,01%
Rupiah	157.055	82,46%	1.604.745	76,50%	153.081	82,64%	1.506.414	75,60%	(3.974)	-2,53%	(98.331)	-6,13%
Valas	33.401	17,54%	492.948	23,50%	32.159	17,36%	486.106	24,40%	(1.242)	-3,72%	(6.842)	-1,39%
Total	152.366.568	100,00%	3.824.027	100,00%	152.777.986	100,00%	3.776.377	100,00%	411.418	0,27%	(47.650)	-1,25%
Rupiah	151.280.667	99,29%	3.202.202	83,74%	151.698.456	99,29%	3.161.281	83,71%	417.789	0,28%	(40.921)	-1,28%
Valas	1.085.901	0,71%	621.825	16,26%	1.079.530	0,71%	615.095	16,29%	(6.371)	-0,59%	(6.729)	-1,08%

Keterangan: Prosentase simpanan pada masing-masing segmen nominal simpanan merupakan prosentase terhadap total simpanan

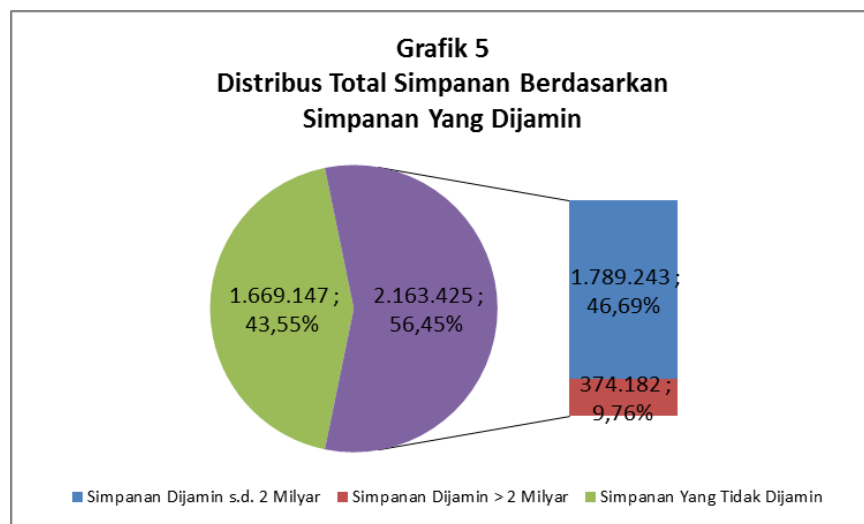
Tabel 10												
Simpanan Dari Bank Lain Berdasarkan Besaran Nilai Simpanan yang Dijamin dan Valuta												
Nominal Simpanan	Jun-14				Jul-14				Δ			
	Rekening	%	Nominal (Rp Miliar)	%	Rekening	%	Nominal (Rp Miliar)	%	Δ Rekening	%	Δ Nominal (Rp Miliar)	%
N ≤ 2 M	24.599	92,27%	5.284	7,65%	24.503	92,98%	5.387	9,59%	(96)	-0,39%	103	1,96%
Rupiah	24.335	98,93%	5.213	98,66%	24.279	99,09%	5.313	98,62%	(56)	-0,23%	100	1,91%
Valas	264	1,07%	71	1,34%	224	0,91%	75	1,38%	(40)	-15,15%	4	5,15%
N > 2 M	2.060	7,73%	63.747	92,35%	1.851	7,02%	50.809	90,41%	(209)	-10,15%	(12.938)	-20,30%
Rupiah	1.897	92,09%	57.026	89,46%	1.687	91,14%	44.111	86,82%	(210)	-11,07%	(12.916)	-22,65%
Valas	163	7,91%	6.721	10,54%	164	8,86%	6.698	13,18%	1	0,61%	(22)	-0,33%
Total	26.659	100,00%	69.031	100,00%	26.354	100,00%	56.196	100,00%	(305)	-1,14%	(12.835)	-18,59%
Rupiah	26.232	98,40%	62.239	90,16%	25.966	98,53%	49.423	87,95%	(266)	-1,01%	(12.816)	-20,59%
Valas	427	1,60%	6.791	9,84%	388	1,47%	6.773	12,05%	(39)	-9,13%	(19)	-0,27%

Keterangan: Prosentase simpanan pada masing-masing segmen nominal simpanan merupakan prosentase terhadap total simpanan

V. DISTRIBUSI SIMPANAN YANG DIJAMIN

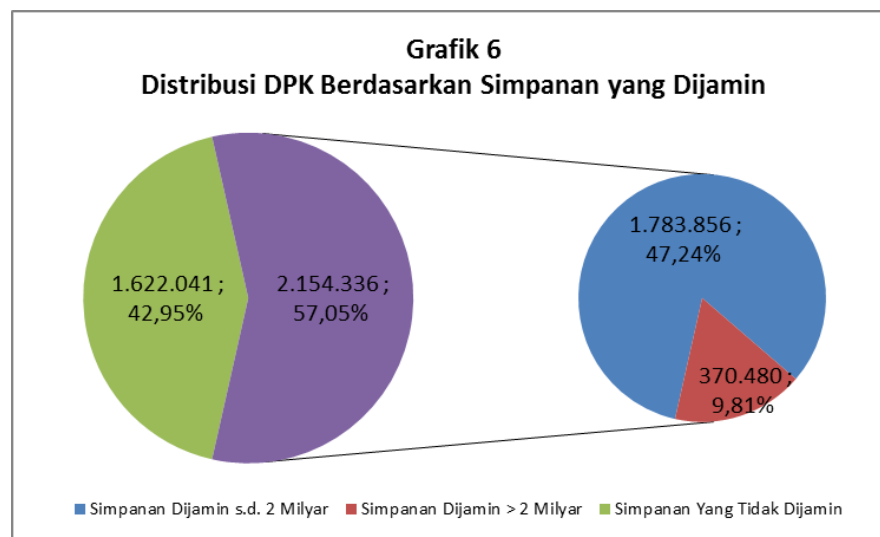
Tabel 11 Total Simpanan Berdasarkan Simpanan Yang Dijamin dan Valuta												
Nominal Simpanan	Jun-14				Jul-14				Δ			
	Rekening	%	Nominal (Rp Miliar)	%	Rekening	%	Nominal (Rp Miliar)	%	Δ Rekening	%	Δ Nominal (Rp Miliar)	%
N ≤ 2 M	152.200.711	99,87%	1.731.617	81,81%	152.617.249	99,88%	1.789.243	82,70%	416.538	0,27%	57.627	3,33%
Rupiah	151.147.947	99,31%	1.602.670	92,55%	151.569.654	99,31%	1.660.180	92,79%	421.707	0,28%	57.510	3,59%
Valas	1.052.764	0,69%	128.947	7,45%	1.047.595	0,69%	129.064	7,21%	(5.169)	-0,49%	117	0,09%
N > 2 M	192.516	0,13%	385.032	18,19%	187.091	0,12%	374.182	17,30%	(5.425)	-2,82%	(10.850)	-2,82%
Rupiah	158.952	82,57%	317.904	82,57%	154.768	82,72%	309.536	82,72%	(4.184)	-2,63%	(8.368)	-2,63%
Valas	33.564	17,43%	67.128	17,43%	32.323	17,28%	64.646	17,28%	(1.241)	-3,70%	(2.482)	-3,70%
Total	152.393.227	100,00%	2.116.649	100,00%	152.804.340	100,00%	2.163.425	100,00%	411.113	0,27%	46.777	2,21%
Rupiah	151.306.899	99,29%	1.920.574	90,74%	151.724.422	99,29%	1.969.716	91,05%	417.523	0,28%	49.142	2,56%
Valas	1.086.328	0,71%	196.075	9,26%	1.079.918	0,71%	193.710	8,95%	(6.410)	-0,59%	(2.365)	-1,21%

Keterangan: Prosentase simpanan pada masing-masing segmen nominal simpanan merupakan prosentase terhadap total simpanan



Tabel 12												
DPK berdasarkan Simpanan yang Dijamin dan Valuta												
Nominal Simpanan	Jun-14				Jul-14				Δ			
	Rekening	%	Nominal (Rp Miliar)	%	Rekening	%	Nominal (Rp Miliar)	%	Δ Rekening	%	Δ Nominal (Rp Miliar)	%
N ≤ 2 M	152.176.112	99,88%	1.726.333	81,92%	152.592.746	99,88%	1.783.856	82,80%	416.634	0,27%	57.523	3,33%
Rupiah	151.123.612	99,31%	1.597.457	92,53%	151.545.375	99,31%	1.654.867	92,77%	421.763	0,28%	57.410	3,59%
Valas	1.052.500	0,69%	128.876	7,47%	1.047.371	0,69%	128.989	7,23%	(5.129)	-0,49%	113	0,09%
N > 2 M	190.456	0,12%	380.912	18,08%	185.240	0,12%	370.480	17,20%	(5.216)	-2,74%	(10.432)	-2,74%
Rupiah	157.055	82,46%	314.110	82,46%	153.081	82,64%	306.162	82,64%	(3.974)	-2,53%	(7.948)	-2,53%
Valas	33.401	17,54%	66.802	17,54%	32.159	17,36%	64.318	17,36%	(1.242)	-3,72%	(2.484)	-3,72%
Total	152.366.568	100,00%	2.107.245	100,00%	152.777.986	100,00%	2.154.336	100,00%	411.418	0,27%	47.091	2,23%
Rupiah	151.280.667	99,29%	1.911.567	90,71%	151.698.456	99,29%	1.961.029	91,03%	417.789	0,28%	49.462	2,59%
Valas	1.085.901	0,71%	195.678	9,29%	1.079.530	0,71%	193.307	8,97%	(6.371)	-0,59%	(2.371)	-1,21%

Keterangan: Prosentase simpanan pada masing-masing segmen nominal simpanan merupakan prosentase terhadap total simpanan



Tabel 13												
Simpanan Dari Bank Lain Berdasarkan Simpanan Yang Dijamin dan Valuta												
Nominal Simpanan	Jun-14				Jul-14				Δ			
	Rekening	%	Nominal (Rp Miliar)	%	Rekening	%	Nominal (Rp Miliar)	%	Δ Rekening	%	Δ Nominal (Rp Miliar)	%
N ≤ 2 M	24.599	92,27%	5.284	56,19%	24.503	92,98%	5.387	59,27%	(96)	-0,39%	103	1,96%
Rupiah	24.335	98,93%	5.213	98,66%	24.279	99,09%	5.313	98,62%	(56)	-0,23%	100	1,91%
Valas	264	1,07%	71	1,34%	224	0,91%	75	1,38%	(40)	-15,15%	4	5,15%
N > 2 M	2.060	7,73%	4.120	43,81%	1.851	7,02%	3.702	40,73%	(209)	-10,15%	(418)	-10,15%
Rupiah	1.897	92,09%	3.794	92,09%	1.687	91,14%	3.374	91,14%	(210)	-11,07%	(420)	-11,07%
Valas	163	7,91%	326	7,91%	164	8,86%	328	8,86%	1	0,61%	2	0,61%
Total	26.659	100,00%	9.404	100,00%	26.354	100,00%	9.089	100,00%	(305)	-1,14%	(315)	-3,35%
Rupiah	26.232	98,40%	9.007	95,78%	25.966	98,53%	8.687	95,57%	(266)	-1,01%	(320)	-3,56%
Valas	427	1,60%	397	4,22%	388	1,47%	403	4,43%	(39)	-9,13%	6	1,42%

Keterangan: Prosentase simpanan pada masing-masing segmen nominal simpanan merupakan prosentase terhadap total simpanan

