



LEMBAGA  
PENJAMIN  
SIMPANAN

Indonesia  
Deposit  
Insurance  
Corporation

# Distribusi Simpanan Bank Umum

**Juni 2014**

## DAFTAR ISI

Keterangan		2
I. Pertumbuhan Total Simpanan dan Jumlah Rekening pada Bank Umum		3
Total Simpanan dan Jumlah Rekening	Tabel 1	3
Pertumbuhan Total Simpanan dan Jumlah Rekening	Grafik 1	3
Tabel Pertumbuhan Simpanan dan Jumlah Rekening Year on Year	Tabel 1.1	4
II. Distribusi Simpanan Berdasarkan Jenis Simpanan dan Valuta		4
Total Simpanan Berdasarkan Kepemilikan	Tabel 2	4
DPK Berdasarkan Jenis Simpanan dan Valuta	Tabel 3	5
Distribusi Nominal DPK Berdasarkan Jenis Simpanan	Grafik 2a	6
Distribusi Jumlah Rekening DPK Berdasarkan Jenis Simpanan	Grafik 2b	6
Simpanan Dari Bank Lain Berdasarkan Jenis Simpanan dan Valuta	Tabel 4	7
Distribusi Nominal Simpanan dari Bank Lain berdasarkan Jenis Simpanan	Grafik 3a	8
Distribusi Jumlah Rekening Simpanan dari Bank Lain berdasarkan Jenis Simpanan	Grafik 3b	8
III. Distribusi Simpanan Berdasarkan Segmen Nominal Simpanan		9
DPK Berdasarkan segmen Nominal dan Valuta	Tabel 5	9
Simpanan dari Bank Lain berdasarkan segmen Nominal dan Valuta	Tabel 6	10
IV. Distribusi Simpanan Berdasarkan Besaran Nilai Simpanan yang Dijamin dan Valuta		10
Total Simpanan berdasarkan Besaran Nilai Simpanan yang Dijamin dan Valuta	Tabel 7	11
Simpanan dari Bank Lain berdasarkan Besaran Nilai Simpanan yang Dijamin dan Valuta	Tabel 8	12
DPK berdasarkan Besaran Nilai Simpanan yang Dijamin dan Valuta	Tabel 9	13
V. Distribusi Simpanan Yang Dijamin dan Valuta		14
Total Simpanan berdasarkan Simpanan yang Dijamin dan Valuta	Tabel 10	14
DPK berdasarkan Simpanan yang Dijamin dan Valuta	Tabel 11	15
Simpanan dari Bank Lain berdasarkan Simpanan yang Dijamin dan Valuta	Tabel 12	16
Distribusi Total Simpanan berdasarkan Simpanan yang Dijamin	Grafik 4	14
Distribusi DPK berdasarkan Simpanan yang Dijamin dan Valuta	Grafik 5	15
Distribusi Simpanan dari Bank Lain berdasarkan Simpanan yang Dijamin dan Valuta	Grafik 6	16

## KETERANGAN

### Sumber Data

Data yang digunakan bersumber dari Laporan Posisi Simpanan yang disampaikan oleh bank umum kepada Lembaga Penjamin Simpanan.

Jumlah bank umum:

- a. Bank Umum Konvensional : 107
- b. Bank Umum Syariah : 12

### Definisi

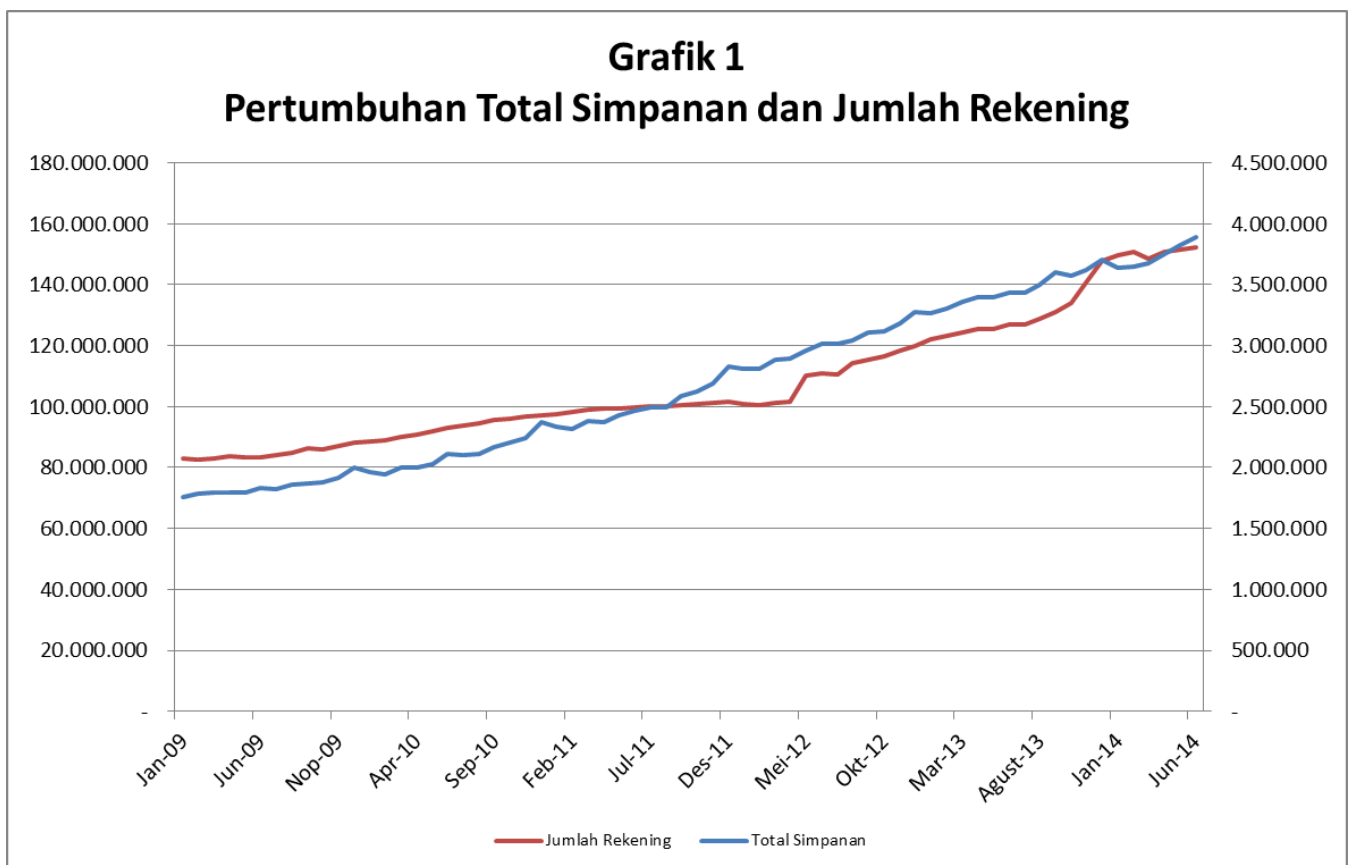
*Simpanan* meliputi Dana Pihak Ketiga dan simpanan dari bank lain.

*Simpanan Yang Dijamin* meliputi: a. seluruh simpanan yang nominalnya  $\leq$  Rp2 Miliar; b. proporsi simpanan yang dijamin (Rp2 Miliar) dari seluruh simpanan dengan nominal di atas Rp2 Miliar.

*Besaran Nilai Simpanan Yang Dijamin* adalah Rp2 Milyar per nasabah per bank sebagaimana diatur dalam Peraturan Pemerintah No. 66 Tahun 2008.

# I. PERTUMBUHAN TOTAL SIMPANAN DAN JUMLAH REKENING PADA BANK UMUM

Tabel 1										
Total Simpanan dan Jumlah Rekening										
Bulan	2010		2011		2012		2013		2014	
	Rekening	Nominal (Rp Miliar)	Rekening	Nominal (Rp Miliar)	Rekening	Nominal (Rp Miliar)	Rekening	Nominal (Rp Miliar)	Rekening	Nominal (Rp Miliar)
Januari	88.480.348	1.966.836	97.500.965	2.330.580	100.995.991	2.812.389	120.846.777	3.253.000	149.497.368	3.637.382
Februari	89.097.749	1.948.441	98.091.890	2.316.085	100.339.507	2.809.349	121.930.266	3.265.247	150.736.549	3.651.574
Maret	90.108.129	2.000.609	98.809.698	2.381.978	101.097.601	2.879.534	123.124.821	3.307.495	148.368.993	3.671.553
April	90.838.036	1.999.163	99.360.056	2.368.030	101.531.209	2.894.013	124.229.263	3.360.138	150.569.712	3.749.915
Mei	91.956.415	2.029.220	99.237.439	2.424.450	110.120.237	2.958.972	125.424.329	3.399.580	151.524.433	3.822.525
Juni	92.907.696	2.113.484	99.553.678	2.467.294	111.011.366	3.010.181	126.795.614	3.434.159	152.393.227	3.893.057
Juli	93.937.955	2.104.265	99.992.834	2.494.706	112.124.718	3.011.850	127.809.412	3.447.375		
Agustus	94.540.213	2.113.794	100.162.979	2.492.507	113.534.001	3.037.803	128.817.609	3.496.756		
September	95.595.059	2.170.410	100.324.722	2.586.980	115.525.552	3.104.251	130.943.737	3.599.133		
Oktober	96.115.812	2.201.834	100.681.831	2.625.158	116.426.607	3.119.552	134.082.846	3.574.573		
Nopember	96.615.824	2.241.794	101.115.423	2.684.747	118.364.092	3.182.867	140.527.064	3.617.855		
Desember	97.204.863	2.370.983	101.503.564	2.830.323	119.917.930	3.277.154	147.626.510	3.706.609		



Tabel 1.1						
Pertumbuhan Simpanan dan Rekening Year On Year						
Tahun	Rekening	Nominal (Rp Miliar)	Rekening		Nominal	
			Δ	%Δ	Δ (Rp Milyar)	%Δ
2009	88.086.017	1.995.790	5.360.087	6,48%	227.174	12,84%
2010	97.204.863	2.370.983	9.118.846	10,35%	375.193	18,80%
2011	101.503.564	2.830.323	4.298.701	4,42%	459.340	19,37%
2012	119.917.930	3.277.154	18.414.366	18,14%	446.832	15,79%
2013	147.626.510	3.706.609	27.708.580	23,11%	429.455	13,10%
2014*)	152.393.227	3.893.057	4.766.717	3,23%	186.448	5,03%

\*) Data sampai dengan Juni 2014

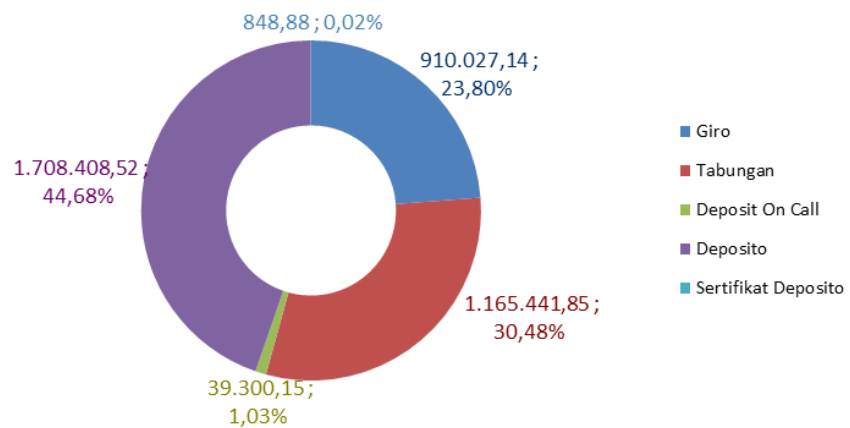
## II. DISTRIBUSI SIMPANAN BERDASARKAN JENIS SIMPANAN

Tabel 2						
Total Simpanan Berdasarkan Kepemilikan						
Jenis Simpanan	Mei-14		Jun-14		Δ	
	Rekening	Nominal (Rp Miliar)	Rekening	Nominal (Rp Miliar)	Δ Rekening	Δ Nominal (Rp Miliar)
<b>DPK</b>						
Giro	2.986.197	882.519	3.050.102	910.027	63.905	27.509
Tabungan	145.267.587	1.153.940	146.054.547	1.165.442	786.960	11.502
Deposit On Call	3.036	44.933	3.574	39.300	538	(5.633)
Deposito	3.240.834	1.671.912	3.258.159	1.708.409	17.325	36.497
Sertifikat Deposito	199	841	186	849	(13)	7
<b>Sub Total</b>	<b>151.497.853</b>	<b>3.754.145</b>	<b>152.366.568</b>	<b>3.824.027</b>	<b>868.715</b>	<b>69.881,70</b>
<b>Simpanan Bank Lain</b>						
Giro	10.022	27.966	10.092	24.389	70	(3.577)
Tabungan	7.289	3.099	7.343	3.302	54	202
Deposit On Call	232	22.717	295	25.428	63	2.711
Deposito	9.017	13.853	8.910	15.261	(107)	1.408
Sertifikat Deposito	20	745	19	651	(1)	(94)
<b>Sub Total</b>	<b>26.580</b>	<b>68.380</b>	<b>26.659</b>	<b>69.031</b>	<b>79</b>	<b>651</b>
<b>Total</b>	<b>151.524.433</b>	<b>3.822.525</b>	<b>152.393.227</b>	<b>3.893.057</b>	<b>868.794</b>	<b>70.532,21</b>

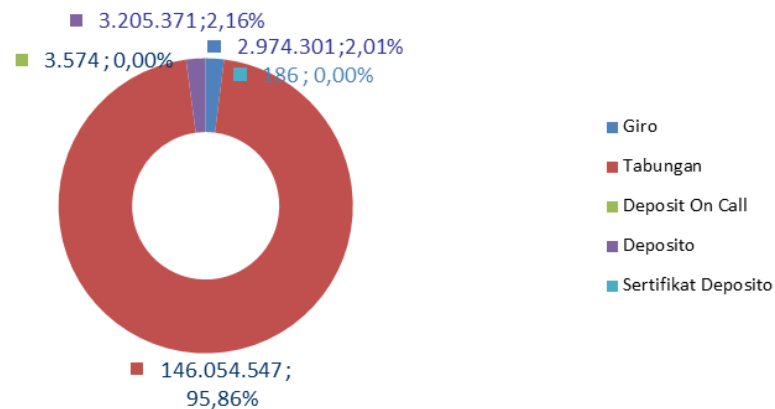
Tabel 3												
DPK Berdasarkan Jenis Simpanan dan Valuta												
Jenis Simpanan	Mei-14				Jun-14				Δ			
	Rekening	%	Nominal (Rp Miliar)	%	Rekening	%	Nominal (Rp Miliar)	%	Δ Rekening	%	Δ Nominal (Rp Miliar)	%
<b>Giro</b>	<b>2.986.197</b>	<b>1,97%</b>	<b>882.519</b>	<b>23,51%</b>	<b>3.050.102</b>	<b>2,00%</b>	<b>910.027</b>	<b>23,80%</b>	<b>63.905</b>	<b>2,14%</b>	<b>27.509</b>	<b>3,12%</b>
Rupiah	2.690.526	90,10%	604.370	68,48%	2.753.586	90,28%	650.603	71,49%	63.060	2,34%	46.233	7,65%
Valas	295.671	9,90%	278.149	31,52%	296.516	9,72%	259.424	28,51%	845	0,29%	(18.725)	-6,73%
<b>Tabungan</b>	<b>145.267.587</b>	<b>95,89%</b>	<b>1.153.940</b>	<b>30,74%</b>	<b>146.054.547</b>	<b>95,86%</b>	<b>1.165.442</b>	<b>30,48%</b>	<b>786.960</b>	<b>0,54%</b>	<b>11.502</b>	<b>1,00%</b>
Rupiah	144.646.120	99,57%	1.064.869	92,28%	145.429.323	99,57%	1.077.834	92,48%	783.203	0,54%	12.965	1,22%
Valas	621.467	0,43%	89.071	7,72%	625.224	0,43%	87.608	7,52%	3.757	0,60%	(1.463)	-1,64%
<b>Deposit on Call</b>	<b>3.036</b>	<b>0,00%</b>	<b>44.933</b>	<b>1,20%</b>	<b>3.574</b>	<b>0,00%</b>	<b>39.300</b>	<b>1,03%</b>	<b>538</b>	<b>17,72%</b>	<b>(5.633)</b>	<b>-12,54%</b>
Rupiah	2.747	90,48%	35.840	79,76%	3.282	91,83%	32.923	83,77%	535	19,48%	(2.918)	-8,14%
Valas	289	9,52%	9.093	20,24%	292	8,17%	6.378	16,23%	3	1,04%	(2.715)	-29,86%
<b>Deposito</b>	<b>3.240.834</b>	<b>2,14%</b>	<b>1.671.912</b>	<b>44,54%</b>	<b>3.258.159</b>	<b>2,14%</b>	<b>1.708.409</b>	<b>44,68%</b>	<b>17.325</b>	<b>0,53%</b>	<b>36.497</b>	<b>2,18%</b>
Rupiah	3.075.247	94,89%	1.415.520	84,66%	3.094.290	94,97%	1.439.993	84,29%	19.043	0,62%	24.474	1,73%
Valas	165.587	5,11%	256.392	15,34%	163.869	5,03%	268.415	15,71%	(1.718)	-1,04%	12.023	4,69%
<b>Sertifikat Deposito</b>	<b>199</b>	<b>0,00%</b>	<b>841</b>	<b>0,02%</b>	<b>186</b>	<b>0,00%</b>	<b>849</b>	<b>0,02%</b>	<b>(13)</b>	<b>-6,53%</b>	<b>7</b>	<b>0,88%</b>
Rupiah	199	100,00%	841	100,00%	186	100,00%	849	100,00%	(13)	-6,53%	7	0,88%
Valas	-	0,00%	-	0,00%	-	0,00%	-	0,00%	0	0,00%	0	0,00%
<b>Total</b>	<b>151.497.853</b>	<b>100,00%</b>	<b>3.754.145</b>	<b>100,00%</b>	<b>152.366.568</b>	<b>100,00%</b>	<b>3.824.027</b>	<b>100,00%</b>	<b>868.715</b>	<b>0,57%</b>	<b>69.882</b>	<b>1,86%</b>
Rupiah	150.414.839	99,29%	3.121.440	83,15%	151.280.667	99,29%	3.202.202	83,74%	865.828	0,58%	80.762	2,59%
Valas	1.083.014	0,71%	632.705	16,85%	1.085.901	0,71%	621.825	16,26%	2.887	0,27%	(10.880)	-1,72%

Keterangan: Prosentase simpanan pada masing-masing jenis simpanan merupakan prosentase terhadap total simpanan

**Grafik 2a**  
**Distribusi Nominal DPK Berdasarkan Jenis Simpanan**



**Grafik 2b**  
**Distribusi Rekening DPK Berdasarkan Jenis Simpanan**

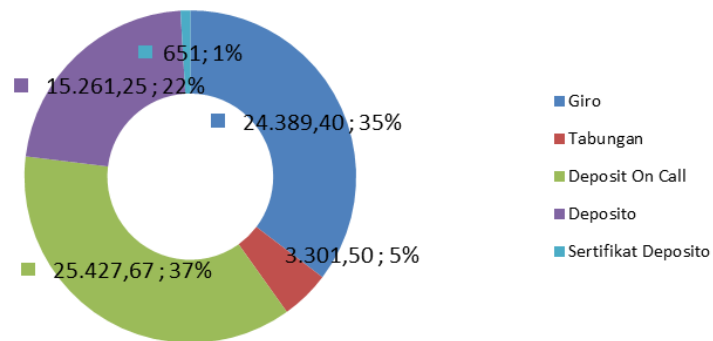


Tabel 4												
Simpanan Dari Bank Lain Berdasarkan Jenis Simpanan dan Valuta												
Jenis Simpanan	Mei-14				Jun-14				Δ			
	Rekening	%	Nominal (Rp Miliar)	%	Rekening	%	Nominal (Rp Miliar)	%	Δ Rekening	%	Δ Nominal (Rp Miliar)	%
<b>Giro</b>	<b>10.022</b>	<b>37,71%</b>	<b>27.966</b>	<b>40,90%</b>	<b>10.092</b>	<b>37,86%</b>	<b>24.389</b>	<b>35,33%</b>	<b>70</b>	<b>0,70%</b>	<b>(3.577)</b>	<b>-12,79%</b>
Rupiah	9.614	95,93%	19.388	69,32%	9.681	95,93%	17.810	73,02%	67	0,70%	(1.578)	-8,14%
Valas	408	4,07%	8.579	30,68%	411	4,07%	6.580	26,98%	3	0,74%	(1.999)	-23,30%
<b>Tabungan</b>	<b>7.289</b>	<b>27,42%</b>	<b>3.099</b>	<b>4,53%</b>	<b>7.343</b>	<b>27,54%</b>	<b>3.302</b>	<b>4,78%</b>	<b>54</b>	<b>0,74%</b>	<b>202</b>	<b>6,53%</b>
Rupiah	7.283	99,92%	3.092	99,78%	7.337	99,92%	3.295	99,79%	54	0,74%	202	6,54%
Valas	6	0,08%	7	0,22%	6	0,08%	7	0,21%	0	0,00%	0	1,54%
<b>Deposit on Call</b>	<b>232</b>	<b>0,87%</b>	<b>22.717</b>	<b>33,22%</b>	<b>295</b>	<b>1,11%</b>	<b>25.428</b>	<b>36,84%</b>	<b>63</b>	<b>27,16%</b>	<b>2.711</b>	<b>11,93%</b>
Rupiah	232	100,00%	22.717	100,00%	295	100,00%	25.428	100,00%	63	27,16%	2.711	11,93%
Valas	-	0,00%	-	0,00%	-	0,00%	-	0,00%	0	0,00%	0	0,00%
<b>Deposito</b>	<b>9.017</b>	<b>33,92%</b>	<b>13.853</b>	<b>20,26%</b>	<b>8.910</b>	<b>33,42%</b>	<b>15.261</b>	<b>22,11%</b>	<b>(107)</b>	<b>-1,19%</b>	<b>1.408</b>	<b>10,17%</b>
Rupiah	9.006	99,88%	13.616	98,29%	8.900	99,89%	15.056	98,66%	(106)	-1,18%	1.440	10,58%
Valas	11	0,12%	237	1,71%	10	0,11%	205	1,34%	(1)	-9,09%	(32)	-13,47%
<b>Sertifikat Deposito</b>	<b>20</b>	<b>0,08%</b>	<b>745</b>	<b>1,09%</b>	<b>19</b>	<b>0,07%</b>	<b>651</b>	<b>0,94%</b>	<b>(1)</b>	<b>0,00%</b>	<b>(94)</b>	<b>-12,66%</b>
Rupiah	20	0,00%	745	0,00%	19	0,00%	651	0,00%	(1)	0,00%	(94)	-12,66%
Valas	-	0,00%	-	0,00%	-	0,00%	-	0,00%	0	0,00%	0	0,00%
<b>Total</b>	<b>26.580</b>	<b>100,00%</b>	<b>68.380</b>	<b>100,00%</b>	<b>26.659</b>	<b>100,00%</b>	<b>69.031</b>	<b>100,00%</b>	<b>79</b>	<b>0,30%</b>	<b>651</b>	<b>0,95%</b>
Rupiah	26.155	98,40%	59.558	87,10%	26.232	98,40%	62.239	90,16%	77	0,29%	2.681	4,50%
Valas	425	1,60%	8.822	12,90%	427	1,60%	6.791	9,84%	2	0,47%	(2.031)	-23,02%

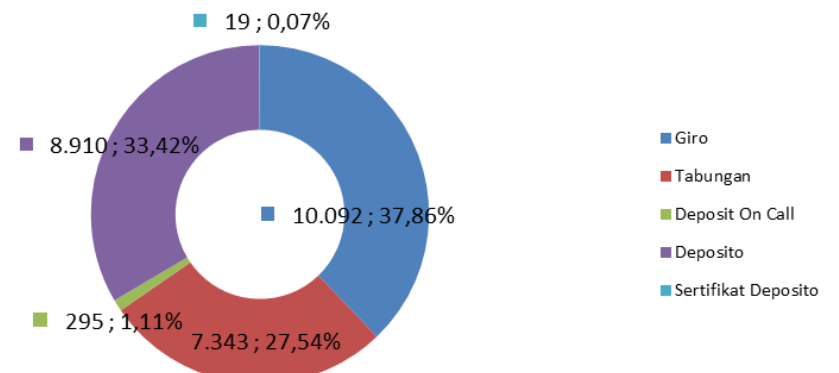
Keterangan: Prosentase simpanan pada masing-masing jenis simpanan merupakan prosentase terhadap total simpanan



**Grafik 3a**  
**Distribusi Nominal Simpanan dari Bank Lain**  
**berdasarkan Jenis Simpanan**



**Grafik 3b**  
**Distribusi Rekening Simpanan dari Bank Lain**  
**Berdasarkan Jenis Simpanan**



### III. DISTRIBUSI SIMPANAN BERDASARKAN SEGMENT NOMINAL SIMPANAN

Tabel 5												
DPK Berdasarkan Segmen Nominal dan Valuta												
Nominal Simpanan	Mei-14				Jun-14				Δ			
	Rekening	%	Nominal (Rp Miliar)	%	Rekening	%	Nominal (Rp Miliar)	%	Δ Rekening	%	Δ Nominal (Rp Miliar)	%
<b>N ≤ 100 Jt</b>	<b>148.143.202</b>	<b>97,79%</b>	<b>565.655</b>	<b>15,07%</b>	<b>148.979.620</b>	<b>97,78%</b>	<b>563.567</b>	<b>14,74%</b>	<b>836.418</b>	<b>0,56%</b>	<b>(2.087)</b>	<b>-0,37%</b>
Rupiah	147.374.183	99,48%	551.747	97,54%	148.203.727	99,48%	549.668	97,53%	829.544	0,56%	(2.079)	-0,38%
Valas	769.019	0,52%	13.908	2,46%	775.893	0,52%	13.900	2,47%	6.874	0,89%	(8)	-0,06%
<b>100 Jt &lt; N ≤ 200 Jt</b>	<b>1.514.215</b>	<b>1,00%</b>	<b>209.353</b>	<b>5,58%</b>	<b>1.519.314</b>	<b>1,00%</b>	<b>210.337</b>	<b>5,50%</b>	<b>5.099</b>	<b>0,34%</b>	<b>984</b>	<b>0,47%</b>
Rupiah	1.404.262	92,74%	194.265	92,79%	1.411.131	92,88%	195.452	92,92%	6.869	0,49%	1.187	0,61%
Valas	109.953	7,26%	15.088	7,21%	108.183	7,12%	14.885	7,08%	(1.770)	-1,61%	(203)	-1,34%
<b>200 Jt &lt; N ≤ 500 Jt</b>	<b>1.011.211</b>	<b>0,67%</b>	<b>322.732</b>	<b>8,60%</b>	<b>1.020.260</b>	<b>0,67%</b>	<b>326.115</b>	<b>8,53%</b>	<b>9.049</b>	<b>0,89%</b>	<b>3.383</b>	<b>1,05%</b>
Rupiah	917.842	90,77%	293.592	90,97%	928.243	90,98%	297.289	91,16%	10.401	1,13%	3.697	1,26%
Valas	93.369	9,23%	29.140	9,03%	92.017	9,02%	28.826	8,84%	(1.352)	-1,45%	(314)	-1,08%
<b>500 Jt &lt; N ≤ 1 M</b>	<b>427.706</b>	<b>0,28%</b>	<b>313.292</b>	<b>8,35%</b>	<b>434.716</b>	<b>0,29%</b>	<b>318.459</b>	<b>8,33%</b>	<b>7.010</b>	<b>1,64%</b>	<b>5.167</b>	<b>1,65%</b>
Rupiah	380.208	88,89%	280.926	89,67%	387.800	89,21%	286.473	89,96%	7.592	2,00%	5.546	1,97%
Valas	47.498	11,11%	32.366	10,33%	46.916	10,79%	31.987	10,04%	(582)	-1,23%	(379)	-1,17%
<b>1 M &lt; N ≤ 2 M</b>	<b>216.947</b>	<b>0,14%</b>	<b>300.164</b>	<b>8,00%</b>	<b>222.202</b>	<b>0,15%</b>	<b>307.855</b>	<b>8,05%</b>	<b>5.255</b>	<b>2,42%</b>	<b>7.691</b>	<b>2,56%</b>
Rupiah	187.309	86,34%	260.880	86,91%	192.711	86,73%	268.575	87,24%	5.402	2,88%	7.695	2,95%
Valas	29.638	13,66%	39.283	13,09%	29.491	13,27%	39.279	12,76%	(147)	-0,50%	(4)	-0,01%
<b>2 M &lt; N ≤ 5 M</b>	<b>116.494</b>	<b>0,08%</b>	<b>361.029</b>	<b>9,62%</b>	<b>119.908</b>	<b>0,08%</b>	<b>372.741</b>	<b>9,75%</b>	<b>3.414</b>	<b>2,93%</b>	<b>11.713</b>	<b>3,24%</b>
Rupiah	97.875	84,02%	306.420	84,87%	101.520	84,66%	318.594	85,47%	3.645	3,72%	12.174	3,97%
Valas	18.619	15,98%	54.609	15,13%	18.388	15,34%	54.147	14,53%	(231)	-1,24%	(461)	-0,84%
<b>N &gt; 5 M</b>	<b>68.078</b>	<b>0,04%</b>	<b>1.681.921</b>	<b>44,80%</b>	<b>70.548</b>	<b>0,05%</b>	<b>1.724.952</b>	<b>45,11%</b>	<b>2.470</b>	<b>3,63%</b>	<b>43.031</b>	<b>2,56%</b>
Rupiah	53.160	78,09%	1.233.609	73,35%	55.535	78,72%	1.286.151	74,56%	2.375	4,47%	52.542	4,26%
Valas	14.918	21,91%	448.312	26,65%	15.013	21,28%	438.801	25,44%	95	0,64%	(9.511)	-2,12%
<b>Total</b>	<b>151.497.853</b>	<b>100,00%</b>	<b>3.754.145</b>	<b>100,00%</b>	<b>152.366.568</b>	<b>100,00%</b>	<b>3.824.027</b>	<b>100,00%</b>	<b>868.715</b>	<b>0,57%</b>	<b>69.882</b>	<b>1,86%</b>
Rupiah	150.414.839	99,29%	3.121.440	83,15%	151.280.667	99,29%	3.202.202	83,74%	865.828	0,58%	80.762	2,59%
Valas	1.083.014	0,71%	632.705	16,85%	1.085.901	0,71%	621.825	16,26%	2.887	0,27%	(10.880)	-1,72%

Keterangan: Prosentase simpanan pada masing-masing segmen nominal simpanan merupakan prosentase terhadap total simpanan

Tabel 6												
Simpanan Dari Bank Lain Berdasarkan Segmen Nominal dan Valuta												
Nominal Simpanan	Mei-14				Jun-14				Δ			
	Rekening	%	Nominal (Rp Miliar)	%	Rekening	%	Nominal (Rp Miliar)	%	Δ Rekening	%	Δ Nominal (Rp Miliar)	%
<b>N ≤ 100 Jt</b>	<b>14.711</b>	<b>55,35%</b>	<b>330</b>	<b>0,48%</b>	<b>15.258</b>	<b>57,23%</b>	<b>339</b>	<b>0,49%</b>	<b>547</b>	<b>3,72%</b>	<b>9</b>	<b>2,74%</b>
Rupiah	14.561	98,98%	327	99,12%	15.104	98,99%	337	99,19%	543	3,73%	9	2,81%
Valas	150	1,02%	3	0,88%	154	1,01%	3	0,81%	4	2,67%	(0)	-5,24%
<b>100 Jt &lt; N ≤ 200 Jt</b>	<b>2.955</b>	<b>11,12%</b>	<b>437</b>	<b>0,64%</b>	<b>2.837</b>	<b>10,64%</b>	<b>418</b>	<b>0,61%</b>	<b>(118)</b>	<b>-3,99%</b>	<b>(19)</b>	<b>-4,32%</b>
Rupiah	2.933	99,26%	433	99,25%	2.812	99,12%	414	99,13%	(121)	-4,13%	(19)	-4,43%
Valas	22	0,74%	3	0,75%	25	0,88%	4	0,87%	3	13,64%	0	10,22%
<b>200 Jt &lt; N ≤ 500 Jt</b>	<b>3.334</b>	<b>12,54%</b>	<b>1.169</b>	<b>1,71%</b>	<b>3.164</b>	<b>11,87%</b>	<b>1.085</b>	<b>1,57%</b>	<b>(170)</b>	<b>-5,10%</b>	<b>(84)</b>	<b>-7,19%</b>
Rupiah	3.301	99,01%	1.158	99,05%	3.129	98,89%	1.073	98,86%	(172)	-5,21%	(85)	-7,37%
Valas	33	0,99%	11	0,95%	35	1,11%	12	1,14%	2	6,06%	1	11,53%
			-				-					
<b>500 Jt &lt; N ≤ 1 M</b>	<b>2.383</b>	<b>8,97%</b>	<b>1.942</b>	<b>2,84%</b>	<b>2.178</b>	<b>8,17%</b>	<b>1.759</b>	<b>2,55%</b>	<b>(205)</b>	<b>-8,60%</b>	<b>(183)</b>	<b>-9,44%</b>
Rupiah	2.357	98,91%	1.922	98,97%	2.150	98,71%	1.738	98,84%	(207)	-8,78%	(184)	-9,56%
Valas	26	1,09%	20	1,03%	28	1,29%	20	1,16%	2	7,69%	0	1,65%
<b>1 M &lt; N ≤ 2 M</b>	<b>1.176</b>	<b>4,42%</b>	<b>1.731</b>	<b>2,53%</b>	<b>1.162</b>	<b>4,36%</b>	<b>1.683</b>	<b>2,44%</b>	<b>(14)</b>	<b>-1,19%</b>	<b>(48)</b>	<b>-2,80%</b>
Rupiah	1.151	97,87%	1.696	97,97%	1.140	98,11%	1.651	98,11%	(11)	-0,96%	(45)	-2,66%
Valas	25	2,13%	35	2,03%	22	1,89%	32	1,89%	(3)	-12,00%	(3)	-9,35%
<b>2 M &lt; N ≤ 5 M</b>	<b>956</b>	<b>3,60%</b>	<b>3.256</b>	<b>4,76%</b>	<b>922</b>	<b>3,46%</b>	<b>3.179</b>	<b>4,61%</b>	<b>(34)</b>	<b>-3,56%</b>	<b>(77)</b>	<b>-2,35%</b>
Rupiah	923	96,55%	3.151	96,76%	889	96,42%	3.075	96,71%	(34)	-3,68%	(76)	-2,40%
Valas	33	3,45%	106	3,24%	33	3,58%	105	3,29%	0	0,00%	(1)	-0,90%
<b>N &gt; 5 M</b>	<b>1.065</b>	<b>4,01%</b>	<b>59.514</b>	<b>87,03%</b>	<b>1.138</b>	<b>4,27%</b>	<b>60.567</b>	<b>87,74%</b>	<b>73</b>	<b>6,85%</b>	<b>1.053</b>	<b>1,77%</b>
Rupiah	929	87,23%	50.870	85,48%	1.008	88,58%	53.951	89,08%	79	8,50%	3.081	6,06%
Valas	136	12,77%	8.644	14,52%	130	11,42%	6.616	10,92%	(6)	-4,41%	(2.029)	-23,47%
<b>Total</b>	<b>26.580</b>	<b>100,00%</b>	<b>68.380</b>	<b>100,00%</b>	<b>26.659</b>	<b>100,00%</b>	<b>69.031</b>	<b>100,00%</b>	<b>79</b>	<b>0,30%</b>	<b>651</b>	<b>0,95%</b>
Rupiah	26.155	98,40%	59.558	87,10%	26.232	98,40%	0	0,00%	77	0,29%	(59.558)	-100,00%
Valas	425	1,60%	8.822	12,90%	427	1,60%	0	0,00%	2	0,47%	(8.822)	-100,00%

Keterangan: Prosentase simpanan pada masing-masing segmen nominal simpanan merupakan prosentase terhadap total simpanan

#### IV. DISTRIBUSI SIMPANAN BERDASARKAN BESARAN NILAI SIMPANAN YANG DIJAMIN

Tabel 7 Total Simpanan Berdasarkan Besaran Nilai Simpanan yang Dijamin dan Valuta												
Nominal Simpanan	Mei-14				Jun-14				Δ			
	Rekening	%	Nominal (Rp Miliar)	%	Rekening	%	Nominal (Rp Miliar)	%	Δ Rekening	%	Δ Nominal (Rp Miliar)	%
<b>N ≤ 2 M</b>	<b>151.337.840</b>	<b>99,88%</b>	<b>1.716.805</b>	<b>44,91%</b>	<b>152.200.711</b>	<b>99,87%</b>	<b>1.731.617</b>	<b>44,48%</b>	<b>862.871</b>	<b>0,57%</b>	<b>14.812</b>	<b>0,86%</b>
Rupiah	150.288.107	99,31%	1.586.948	92,44%	151.147.947	99,31%	1.602.670	92,55%	859.840	0,57%	15.722	0,99%
Valas	1.049.733	0,69%	129.857	7,56%	1.052.764	0,69%	128.947	7,45%	3.031	0,29%	(910)	-0,70%
<b>N &gt; 2 M</b>	<b>186.593</b>	<b>0,12%</b>	<b>2.105.721</b>	<b>55,09%</b>	<b>192.516</b>	<b>0,13%</b>	<b>2.161.441</b>	<b>55,52%</b>	<b>5.923</b>	<b>3,17%</b>	<b>55.720</b>	<b>2,65%</b>
Rupiah	152.887	81,94%	1.594.050	75,70%	158.952	82,57%	1.661.772	76,88%	6.065	3,97%	67.722	4,25%
Valas	33.706	18,06%	511.671	24,30%	33.564	17,43%	499.669	23,12%	(142)	-0,42%	(12.002)	-2,35%
<b>Total</b>	<b>151.524.433</b>	<b>100,00%</b>	<b>3.822.525</b>	<b>100,00%</b>	<b>152.393.227</b>	<b>100,00%</b>	<b>3.893.057</b>	<b>100,00%</b>	<b>868.794</b>	<b>0,57%</b>	<b>70.532</b>	<b>1,85%</b>
Rupiah	150.440.994	99,28%	3.180.998	83,22%	151.306.899	99,29%	3.264.441	83,85%	865.905	0,58%	83.443	2,62%
Valas	1.083.439	0,72%	641.527	16,78%	1.086.328	0,71%	628.616	16,15%	2.889	0,27%	(12.911)	-2,01%

Keterangan: Prosentase simpanan pada masing-masing segmen nominal simpanan merupakan prosentase terhadap total simpanan

Tabel 8												
DPK Berdasarkan Besaran Nilai Simpanan yang Dijamin dan Valuta												
Nominal Simpanan	Mei-14				Jun-14				Δ			
	Rekening	%	Nominal (Rp Miliar)	%	Rekening	%	Nominal (Rp Miliar)	%	Δ Rekening	%	Δ Nominal (Rp Miliar)	%
<b>N ≤ 2 M</b>	<b>151.313.281</b>	<b>99,88%</b>	<b>1.711.195</b>	<b>45,58%</b>	<b>152.176.112</b>	<b>99,88%</b>	<b>1.726.333</b>	<b>45,14%</b>	<b>862.831</b>	<b>0,57%</b>	<b>15.138</b>	<b>0,88%</b>
Rupiah	150.263.804	99,31%	1.581.411	92,42%	151.123.612	99,31%	1.597.457	92,53%	859.808	0,57%	16.046	1,01%
Valas	1.049.477	0,69%	129.784	7,58%	1.052.500	0,69%	128.876	7,47%	3.023	0,29%	(908)	-0,70%
<b>N &gt; 2 M</b>	<b>184.572</b>	<b>0,12%</b>	<b>2.042.950</b>	<b>54,42%</b>	<b>190.456</b>	<b>0,12%</b>	<b>2.097.694</b>	<b>54,86%</b>	<b>5.884</b>	<b>3,19%</b>	<b>54.744</b>	<b>2,68%</b>
Rupiah	151.035	81,83%	1.540.029	75,38%	157.055	82,46%	1.604.745	76,50%	6.020	3,99%	64.716	4,20%
Valas	33.537	18,17%	502.921	24,62%	33.401	17,54%	492.948	23,50%	(136)	-0,41%	(9.972)	-1,98%
<b>Total</b>	<b>151.497.853</b>	<b>100,00%</b>	<b>3.754.145</b>	<b>100,00%</b>	<b>152.366.568</b>	<b>100,00%</b>	<b>3.824.027</b>	<b>100,00%</b>	<b>868.715</b>	<b>0,57%</b>	<b>69.882</b>	<b>1,86%</b>
Rupiah	150.414.839	99,29%	3.121.440	83,15%	151.280.667	99,29%	3.202.202	83,74%	865.828	0,58%	80.762	2,59%
Valas	1.083.014	0,71%	632.705	16,85%	1.085.901	0,71%	621.825	16,26%	2.887	0,27%	(10.880)	-1,72%

Keterangan: Prosentase simpanan pada masing-masing segmen nominal simpanan merupakan prosentase terhadap total simpanan

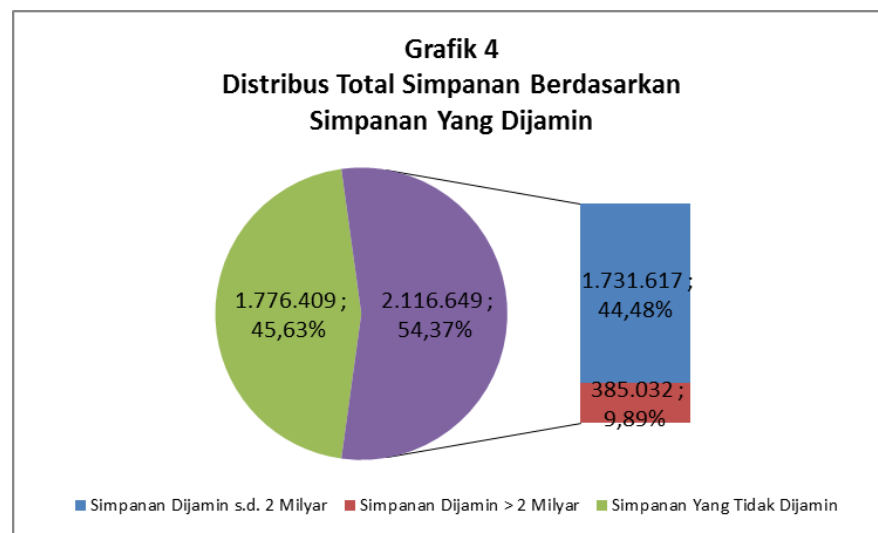
Tabel 9												
Simpanan Dari Bank Lain Berdasarkan Besaran Nilai Simpanan yang Dijamin dan Valuta												
Nominal Simpanan	Mei-14				Jun-14				Δ			
	Rekening	%	Nominal (Rp Miliar)	%	Rekening	%	Nominal (Rp Miliar)	%	Δ Rekening	%	Δ Nominal (Rp Miliar)	%
<b>N ≤ 2 M</b>	<b>24.559</b>	<b>92,40%</b>	<b>5.610</b>	<b>8,20%</b>	<b>24.599</b>	<b>92,27%</b>	<b>5.284</b>	<b>7,65%</b>	<b>40</b>	<b>0,16%</b>	<b>(326)</b>	<b>-5,81%</b>
Rupiah	24.303	98,96%	5.537	98,71%	24.335	98,93%	5.213	98,66%	32	0,13%	(324)	-5,85%
Valas	256	1,04%	72	1,29%	264	1,07%	71	1,34%	8	3,13%	(1)	-2,06%
<b>N &gt; 2 M</b>	<b>2.021</b>	<b>7,60%</b>	<b>62.771</b>	<b>91,80%</b>	<b>2.060</b>	<b>7,73%</b>	<b>63.747</b>	<b>92,35%</b>	<b>39</b>	<b>1,93%</b>	<b>976</b>	<b>1,56%</b>
Rupiah	1.852	91,64%	54.021	86,06%	1.897	92,09%	57.026	89,46%	45	2,43%	3.006	5,56%
Valas	169	8,36%	8.750	13,94%	163	7,91%	6.721	10,54%	(6)	-3,55%	(2.029)	-23,19%
<b>Total</b>	<b>26.580</b>	<b>100,00%</b>	<b>68.380</b>	<b>100,00%</b>	<b>26.659</b>	<b>100,00%</b>	<b>69.031</b>	<b>100,00%</b>	<b>79</b>	<b>0,30%</b>	<b>651</b>	<b>0,95%</b>
Rupiah	26.155	98,40%	59.558	87,10%	26.232	98,40%	62.239	90,16%	77	0,29%	2.681	4,50%
Valas	425	1,60%	8.822	12,90%	427	1,60%	6.791	9,84%	2	0,47%	(2.031)	-23,02%

Keterangan: Prosentase simpanan pada masing-masing segmen nominal simpanan merupakan prosentase terhadap total simpanan

## V. DISTRIBUSI SIMPANAN YANG DIJAMIN

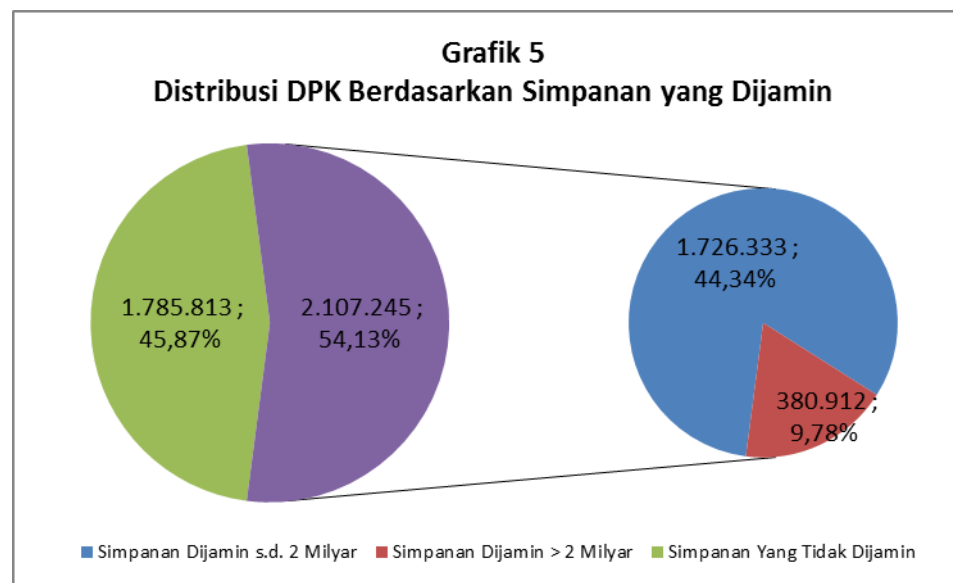
Tabel 10 Total Simpanan Berdasarkan Simpanan Yang Dijamin dan Valuta												
Nominal Simpanan	Mei-14				Jun-14				Δ			
	Rekening	%	Nominal (Rp Miliar)	%	Rekening	%	Nominal (Rp Miliar)	%	Δ Rekening	%	Δ Nominal (Rp Miliar)	%
<b>N ≤ 2 M</b>	<b>151.337.840</b>	<b>99,88%</b>	<b>1.716.805</b>	<b>82,14%</b>	<b>152.200.711</b>	<b>99,87%</b>	<b>1.731.617</b>	<b>81,81%</b>	<b>862.871</b>	<b>0,57%</b>	<b>14.812</b>	<b>0,86%</b>
Rupiah	150.288.107	99,31%	1.586.948	92,44%	151.147.947	99,31%	1.602.670	92,55%	859.840	0,57%	15.722	0,99%
Valas	1.049.733	0,69%	129.857	7,56%	1.052.764	0,69%	128.947	7,45%	3.031	0,29%	(910)	-0,70%
<b>N &gt; 2 M</b>	<b>186.593</b>	<b>0,12%</b>	<b>373.186</b>	<b>17,86%</b>	<b>192.516</b>	<b>0,13%</b>	<b>385.032</b>	<b>18,19%</b>	<b>5.923</b>	<b>3,17%</b>	<b>11.846</b>	<b>3,17%</b>
Rupiah	152.887	81,94%	305.774	81,94%	158.952	82,57%	317.904	82,57%	6.065	3,97%	12.130	3,97%
Valas	33.706	18,06%	67.412	18,06%	33.564	17,43%	67.128	17,43%	(142)	-0,42%	(284)	-0,42%
<b>Total</b>	<b>151.524.433</b>	<b>100,00%</b>	<b>2.089.991</b>	<b>100,00%</b>	<b>152.393.227</b>	<b>100,00%</b>	<b>2.116.649</b>	<b>100,00%</b>	<b>868.794</b>	<b>0,57%</b>	<b>26.658</b>	<b>1,28%</b>
Rupiah	150.440.994	99,28%	1.892.722	90,56%	151.306.899	99,29%	1.920.574	90,74%	865.905	0,58%	27.852	1,47%
Valas	1.083.439	0,72%	197.269	9,44%	1.086.328	0,71%	196.075	9,26%	2.889	0,27%	(1.194)	-0,61%

Keterangan: Prosentase simpanan pada masing-masing segmen nominal simpanan merupakan prosentase terhadap total simpanan



Tabel 11												
DPK berdasarkan Simpanan yang Dijamin dan Valuta												
Nominal Simpanan	Mei-14				Jun-14				Δ			
	Rekening	%	Nominal (Rp Miliar)	%	Rekening	%	Nominal (Rp Miliar)	%	Δ Rekening	%	Δ Nominal (Rp Miliar)	%
<b>N ≤ 2 M</b>	<b>151.313.281</b>	<b>99,88%</b>	<b>1.711.195</b>	<b>82,26%</b>	<b>152.176.112</b>	<b>99,88%</b>	<b>1.726.333</b>	<b>81,92%</b>	<b>862.831</b>	<b>0,57%</b>	<b>15.138</b>	<b>0,88%</b>
Rupiah	150.263.804	99,31%	1.581.411	92,42%	151.123.612	99,31%	1.597.457	92,53%	859.808	0,57%	16.046	1,01%
Valas	1.049.477	0,69%	129.784	7,58%	1.052.500	0,69%	128.876	7,47%	3.023	0,29%	(908)	-0,70%
<b>N &gt; 2 M</b>	<b>184.572</b>	<b>0,12%</b>	<b>369.144</b>	<b>17,74%</b>	<b>190.456</b>	<b>0,12%</b>	<b>380.912</b>	<b>18,08%</b>	<b>5.884</b>	<b>3,19%</b>	<b>11.768</b>	<b>3,19%</b>
Rupiah	151.035	81,83%	302.070	81,83%	157.055	82,46%	314.110	82,46%	6.020	3,99%	12.040	3,99%
Valas	33.537	18,17%	67.074	18,17%	33.401	17,54%	66.802	17,54%	(136)	-0,41%	(272)	-0,41%
<b>Total</b>	<b>151.497.853</b>	<b>100,00%</b>	<b>2.080.339</b>	<b>100,00%</b>	<b>152.366.568</b>	<b>100,00%</b>	<b>2.107.245</b>	<b>100,00%</b>	<b>868.715</b>	<b>0,57%</b>	<b>26.906</b>	<b>1,29%</b>
Rupiah	150.414.839	99,29%	1.883.481	90,54%	151.280.667	99,29%	1.911.567	90,71%	865.828	0,58%	28.086	1,49%
Valas	1.083.014	0,71%	196.858	9,46%	1.085.901	0,71%	195.678	9,29%	2.887	0,27%	(1.180)	-0,60%

Keterangan: Prosentase simpanan pada masing-masing segmen nominal simpanan merupakan prosentase terhadap total simpanan





Tabel 12												
Simpanan Dari Bank Lain Berdasarkan Simpanan Yang Dijamin dan Valuta												
Nominal Simpanan	Mei-14				Jun-14				Δ			
	Rekening	%	Nominal (Rp Miliar)	%	Rekening	%	Nominal (Rp Miliar)	%	Δ Rekening	%	Δ Nominal (Rp Miliar)	%
<b>N ≤ 2 M</b>	<b>24.559</b>	<b>92,40%</b>	<b>5.610</b>	<b>58,12%</b>	<b>24.599</b>	<b>92,27%</b>	<b>5.284</b>	<b>56,19%</b>	<b>40</b>	<b>0,16%</b>	<b>(326)</b>	<b>-5,81%</b>
Rupiah	24.303	98,96%	5.537	98,71%	24.335	98,93%	5.213	98,66%	32	0,13%	(324)	-5,85%
Valas	256	1,04%	72	1,29%	264	1,07%	71	1,34%	8	3,13%	(1)	-2,06%
<b>N &gt; 2 M</b>	<b>2.021</b>	<b>7,60%</b>	<b>4.042</b>	<b>41,88%</b>	<b>2.060</b>	<b>7,73%</b>	<b>4.120</b>	<b>43,81%</b>	<b>39</b>	<b>1,93%</b>	<b>78</b>	<b>1,93%</b>
Rupiah	1.852	91,64%	3.704	91,64%	1.897	92,09%	3.794	92,09%	45	2,43%	90	2,43%
Valas	169	8,36%	338	8,36%	163	7,91%	326	7,91%	(6)	-3,55%	(12)	-3,55%
<b>Total</b>	<b>26.580</b>	<b>100,00%</b>	<b>9.652</b>	<b>100,00%</b>	<b>26.659</b>	<b>100,00%</b>	<b>9.404</b>	<b>100,00%</b>	<b>79</b>	<b>0,30%</b>	<b>(248)</b>	<b>-2,57%</b>
Rupiah	26.155	98,40%	9.241	95,75%	26.232	98,40%	9.007	95,78%	77	0,29%	(234)	-2,53%
Valas	425	1,60%	410	4,25%	427	1,60%	397	4,22%	2	0,47%	(13)	-3,29%

Keterangan: Prosentase simpanan pada masing-masing segmen nominal simpanan merupakan prosentase terhadap total simpanan

