



LEMBAGA
PENJAMIN
SIMPANAN

Indonesia
Deposit
Insurance
Corporation

Distribusi Simpanan Bank Umum

Mei 2014

DAFTAR ISI

Keterangan		2
I. Pertumbuhan Total Simpanan dan Jumlah Rekening pada Bank Umum		3
Total Simpanan dan Jumlah Rekening	Tabel 1	3
Pertumbuhan Total Simpanan dan Jumlah Rekening	Grafik 1	3
Tabel Pertumbuhan Simpanan dan Jumlah Rekening Year on Year	Tabel 1.1	4
II. Distribusi Simpanan Berdasarkan Jenis Simpanan dan Valuta		4
Total Simpanan Berdasarkan Kepemilikan	Tabel 2	4
DPK Berdasarkan Jenis Simpanan dan Valuta	Tabel 3	5
Distribusi Nominal DPK Berdasarkan Jenis Simpanan	Grafik 2a	6
Distribusi Jumlah Rekening DPK Berdasarkan Jenis Simpanan	Grafik 2b	6
Simpanan Dari Bank Lain Berdasarkan Jenis Simpanan dan Valuta	Tabel 4	7
Distribusi Nominal Simpanan dari Bank Lain berdasarkan Jenis Simpanan	Grafik 3a	8
Distribusi Jumlah Rekening Simpanan dari Bank Lain berdasarkan Jenis Simpanan	Grafik 3b	8
III. Distribusi Simpanan Berdasarkan Segmen Nominal Simpanan		9
DPK Berdasarkan segmen Nominal dan Valuta	Tabel 5	9
Simpanan dari Bank Lain berdasarkan segmen Nominal dan Valuta	Tabel 6	10
IV. Distribusi Simpanan Berdasarkan Besaran Nilai Simpanan yang Dijamin dan Valuta		10
Total Simpanan berdasarkan Besaran Nilai Simpanan yang Dijamin dan Valuta	Tabel 7	11
Simpanan dari Bank Lain berdasarkan Besaran Nilai Simpanan yang Dijamin dan Valuta	Tabel 8	12
DPK berdasarkan Besaran Nilai Simpanan yang Dijamin dan Valuta	Tabel 9	13
V. Distribusi Simpanan Yang Dijamin dan Valuta		14
Total Simpanan berdasarkan Simpanan yang Dijamin dan Valuta	Tabel 10	14
DPK berdasarkan Simpanan yang Dijamin dan Valuta	Tabel 11	15
Simpanan dari Bank Lain berdasarkan Simpanan yang Dijamin dan Valuta	Tabel 12	16
Distribusi Total Simpanan berdasarkan Simpanan yang Dijamin	Grafik 4	14
Distribusi DPK berdasarkan Simpanan yang Dijamin dan Valuta	Grafik 5	15
Distribusi Simpanan dari Bank Lain berdasarkan Simpanan yang Dijamin dan Valuta	Grafik 6	16

KETERANGAN

Sumber Data

Data yang digunakan bersumber dari Laporan Posisi Simpanan yang disampaikan oleh bank umum kepada Lembaga Penjamin Simpanan.

Jumlah bank umum:

- a. Bank Umum Konvensional : 108
- b. Bank Umum Syariah : 11

Definisi

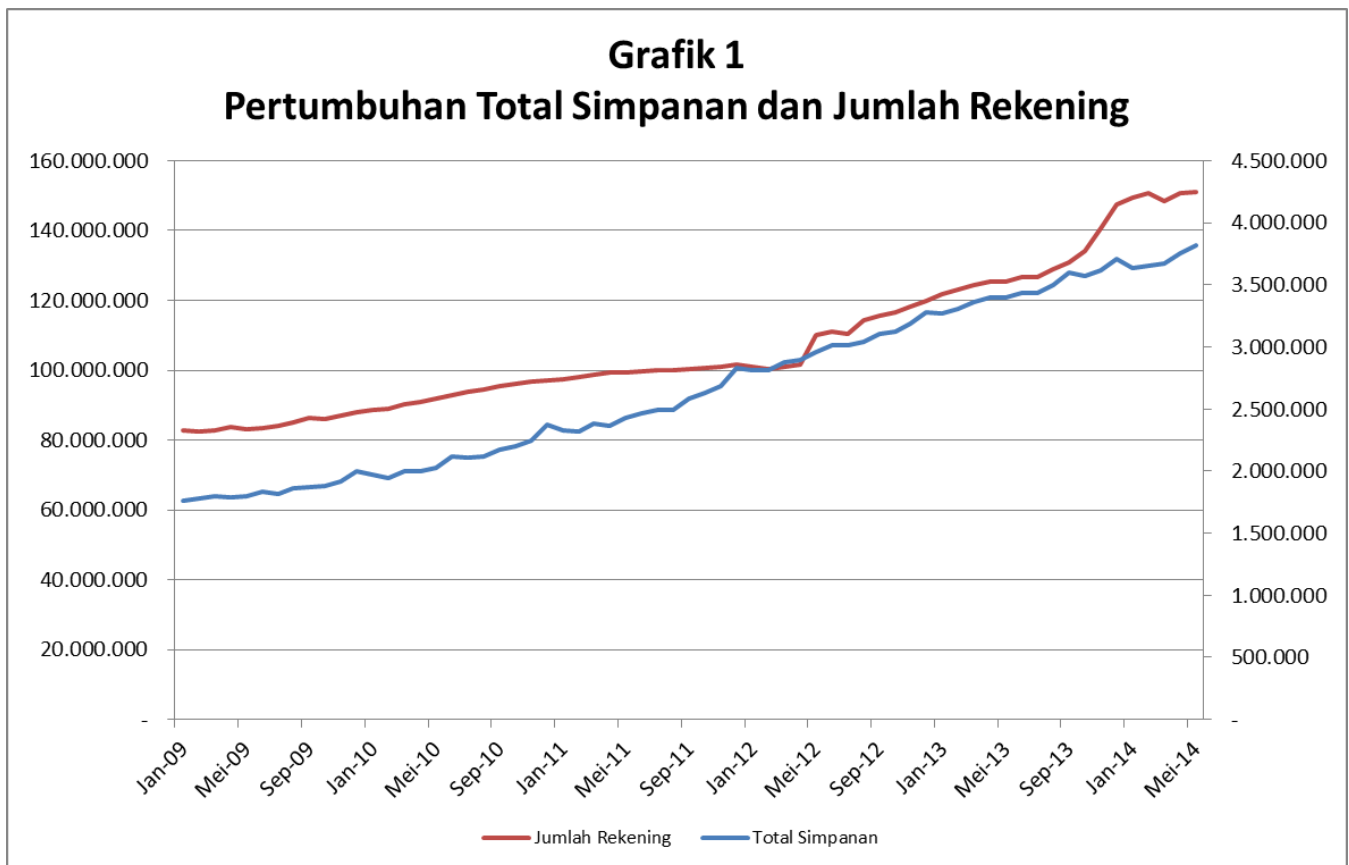
Simpanan meliputi Dana Pihak Ketiga dan simpanan dari bank lain.

Simpanan Yang Dijamin meliputi: a. seluruh simpanan yang nominalnya \leq Rp2 Miliar; b. proporsi simpanan yang dijamin (Rp2 Miliar) dari seluruh simpanan dengan nominal di atas Rp2 Miliar.

Besaran Nilai Simpanan Yang Dijamin adalah Rp2 Milyar per nasabah per bank sebagaimana diatur dalam Peraturan Pemerintah No. 66 Tahun 2008.

I. PERTUMBUHAN TOTAL SIMPANAN DAN JUMLAH REKENING PADA BANK UMUM

Tabel 1										
Total Simpanan dan Jumlah Rekening										
Bulan	2010		2011		2012		2013		2014	
	Rekening	Nominal (Rp Miliar)	Rekening	Nominal (Rp Miliar)	Rekening	Nominal (Rp Miliar)	Rekening	Nominal (Rp Miliar)	Rekening	Nominal (Rp Miliar)
Januari	88.480.348	1.966.836,06	97.500.965	2.330.579,53	100.995.991	2.812.388,54	120.846.777	3.253.000,21	149.497.368	3.637.382,37
Februari	89.097.749	1.948.440,83	98.091.890	2.316.084,58	100.339.507	2.809.349,44	121.930.266	3.265.246,53	150.736.549	3.651.574,17
Maret	90.108.129	2.000.608,70	98.809.698	2.381.977,94	101.097.601	2.879.533,85	123.124.821	3.307.495,08	148.368.993	3.671.553,26
April	90.838.036	1.999.163,25	99.360.056	2.368.030,02	101.531.209	2.894.012,62	124.229.263	3.360.137,91	150.569.712	3.749.915,36
Mei	91.956.415	2.029.219,63	99.237.439	2.424.450,11	110.120.237	2.958.972,39	125.424.329	3.399.579,70	151.087.388	3.822.560,29
Juni	92.907.696	2.113.484,33	99.553.678	2.467.293,90	111.011.366	3.010.180,98	126.795.614	3.434.159,29		
Juli	93.937.955	2.104.264,85	99.992.834	2.494.705,98	112.124.718	3.011.850,23	127.809.412	3.447.375,48		
Agustus	94.540.213	2.113.793,52	100.162.979	2.492.507,44	113.534.001	3.037.802,64	128.817.609	3.496.755,58		
September	95.595.059	2.170.410,30	100.324.722	2.586.979,78	115.525.552	3.104.250,57	130.943.737	3.599.132,84		
Oktober	96.115.812	2.201.834,15	100.681.831	2.625.158,05	116.426.607	3.119.552,30	134.082.846	3.574.573,39		
Nopember	96.615.824	2.241.793,63	101.115.423	2.684.747,23	118.364.092	3.182.866,86	140.527.064	3.617.854,69		
Desember	97.204.863	2.370.982,77	101.503.564	2.830.322,74	119.917.930	3.277.154,34	147.626.510	3.706.609,35		



Tabel 1.1						
Pertumbuhan Simpanan dan Rekening Year On Year						
Tahun	Rekening	Nominal (Rp Miliar)	Rekening		Nominal	
			Δ	%Δ	Δ (Rp Milyar)	%Δ
2009	88.086.017	1.995.789,56	5.360.087	6,48%	227.174,23	12,84%
2010	97.204.863	2.370.982,77	9.118.846	10,35%	375.193,21	18,80%
2011	101.503.564	2.830.322,74	4.298.701	4,42%	459.339,98	19,37%
2012	119.917.930	3.277.154,34	18.414.366	18,14%	446.831,60	15,79%
2013	147.626.510	3.706.609,35	27.708.580	23,11%	429.455,01	13,10%
2014*)	151.087.388	3.822.560,29	3.460.878	2,34%	115.950,94	3,13%

*) Data sampai dengan Mei 2014

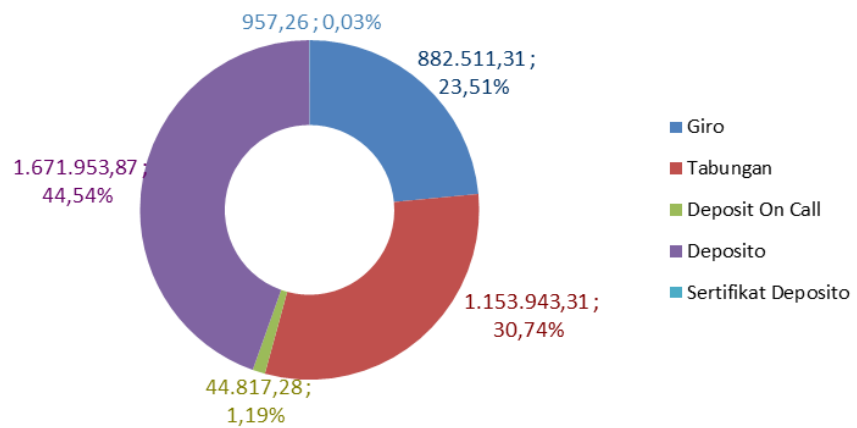
II. DISTRIBUSI SIMPANAN BERDASARKAN JENIS SIMPANAN

Tabel 2						
Total Simpanan Berdasarkan Kepemilikan						
Jenis Simpanan	Apr-14		Mei-14		Δ	
	Rekening	Nominal (Rp Miliar)	Rekening	Nominal (Rp Miliar)	Δ Rekening	Δ Nominal (Rp Miliar)
DPK						
Giro	2.996.579	844.550,52	2.986.167	882.511,31	(10.412)	37.960,79
Tabungan	144.316.448	1.162.928,64	144.831.310	1.153.943,31	514.862	(8.985,34)
Deposit On Call	2.875	45.372,84	3.032	44.817,28	157	(555,56)
Deposito	3.227.450	1.634.299,11	3.240.635	1.671.953,87	13.185	37.654,76
Sertifikat Deposito	226	18,02	203	957,26	(23)	939,24
Sub Total	150.543.578	3.687.169,13	151.061.347	3.754.183,02	517.769	67.013,89
Simpanan Bank Lain						
Giro	9.536	23.566,32	9.541	27.964,67	5	4.398,35
Tabungan	7.255	2.932,73	7.267	3.099,22	12	166,49
Deposit On Call	241	21.149,55	232	22.716,59	(9)	1.567,04
Deposito	9.088	14.504,69	8.981	13.851,38	(107)	(653,31)
Sertifikat Deposito	14	592,94	20	745,42	6	152,48
Sub Total	26.134	62.746,23	26.041	68.377,28	(93)	5.631,05
Total	150.569.712	3.749.915,36	151.087.388	3.822.560,29	517.676	72.644,94

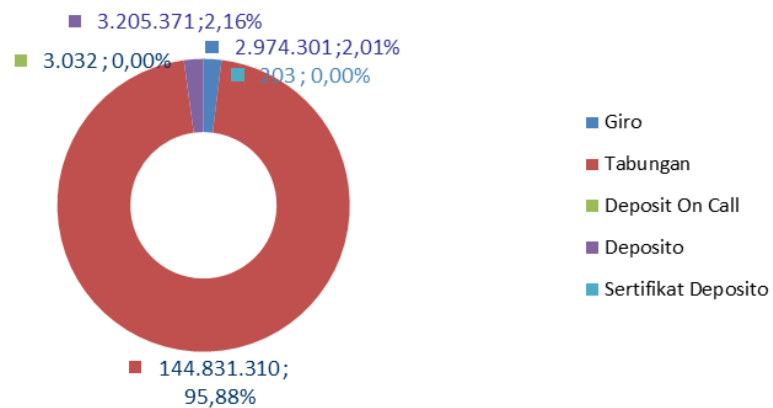
Tabel 3												
DPK Berdasarkan Jenis Simpanan dan Valuta												
Jenis Simpanan	Apr-14				Mei-14				Δ			
	Rekening	%	Nominal (Rp Miliar)	%	Rekening	%	Nominal (Rp Miliar)	%	Δ Rekening	%	Δ Nominal (Rp Miliar)	%
Giro	2.996.579	1,99%	844.550,52	22,91%	2.986.167	1,98%	882.511,31	23,51%	(10.412)	-0,35%	37.960,79	4,49%
Rupiah	2.701.086	90,14%	587.420,84	69,55%	2.690.496	90,10%	604.362,35	68,48%	(10.590)	-0,39%	16.941,50	2,88%
Valas	295.493	9,86%	257.129,67	30,45%	295.671	9,90%	278.148,96	31,52%	178	0,06%	21.019,29	8,17%
Tabungan	144.316.448	95,86%	1.162.928,64	31,54%	144.831.310	95,88%	1.153.943,31	30,74%	514.862	0,36%	(8.985,34)	-0,77%
Rupiah	143.702.834	99,57%	1.075.552,93	92,49%	144.216.388	99,58%	1.064.872,09	92,28%	513.554	0,36%	(10.680,84)	-0,99%
Valas	613.614	0,43%	87.375,71	7,51%	614.922	0,42%	89.071,21	7,72%	1.308	0,21%	1.695,50	1,94%
Deposit on Call	2.875	0,00%	45.372,84	1,23%	3.032	0,00%	44.817,28	1,19%	157	5,46%	(555,56)	-1,22%
Rupiah	2.590	90,09%	39.881,67	87,90%	2.743	90,47%	35.724,60	79,71%	153	5,91%	(4.157,08)	-10,42%
Valas	285	9,91%	5.491,16	12,10%	289	9,53%	9.092,68	20,29%	4	1,40%	3.601,52	65,59%
Deposito	3.227.450	2,14%	1.634.299,11	44,32%	3.240.635	2,15%	1.671.953,87	44,54%	13.185	0,41%	37.654,76	2,30%
Rupiah	3.062.432	94,89%	1.395.314,83	85,38%	3.075.052	94,89%	1.415.561,80	84,67%	12.620	0,41%	20.246,97	1,45%
Valas	165.018	5,11%	238.984,28	14,62%	165.583	5,11%	256.392,06	15,33%	565	0,34%	17.407,78	7,28%
Sertifikat Deposito	226	0,00%	18,02	0,00%	203	0,00%	957,26	0,03%	(23)	-10,18%	939,24	5211,82%
Rupiah	226	100,00%	18,02	100,00%	203	100,00%	957,26	100,00%	(23)	-10,18%	939,24	5211,82%
Valas	-	0,00%	-	0,00%	-	0,00%	0,00	0,00%	-	0,00%	-	0,00%
Total	150.543.578	100,00%	3.687.169,13	100,00%	151.061.347	100,00%	3.754.183,02	100,00%	517.769	0,34%	67.013,89	1,82%
Rupiah	149.469.168	99,29%	3.098.188,30	84,03%	149.984.882	99,29%	3.121.478,10	83,15%	515.714	0,35%	23.289,80	0,75%
Valas	1.074.410	0,71%	588.980,83	15,97%	1.076.465	0,71%	632.704,92	16,85%	2.055	0,19%	43.724,09	7,42%

Keterangan: Prosentase simpanan pada masing-masing jenis simpanan merupakan prosentase terhadap total simpanan

Grafik 2a
Distribusi Nominal DPK Berdasarkan Jenis Simpanan



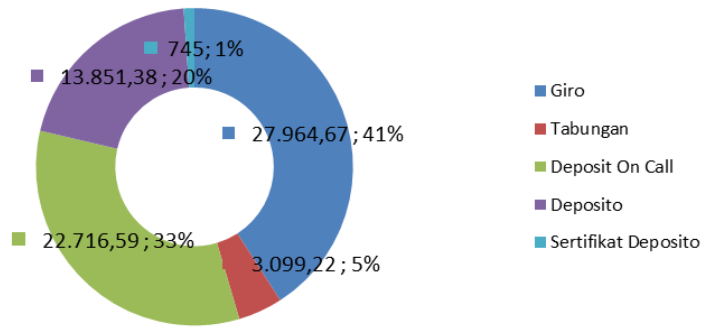
Grafik 2b
Distribusi Rekening DPK Berdasarkan Jenis Simpanan



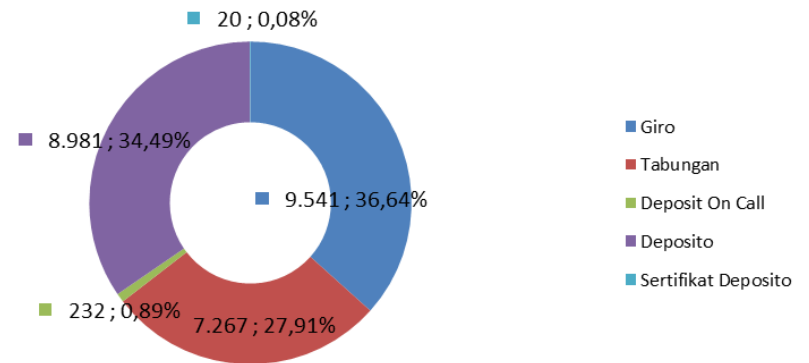
Tabel 4												
Simpanan Dari Bank Lain Berdasarkan Jenis Simpanan dan Valuta												
Jenis Simpanan	Apr-14				Mei-14				Δ			
	Rekening	%	Nominal (Rp Miliar)	%	Rekening	%	Nominal (Rp Miliar)	%	Δ Rekening	%	Δ Nominal (Rp Miliar)	%
Giro	9.536	36,49%	23.566,32	37,56%	9.541	36,64%	27.964,67	40,90%	5	0,05%	4.398,35	18,66%
Rupiah	9.163	96,09%	16.332,86	69,31%	9.169	96,10%	19.386,03	69,32%	6	0,07%	3.053,17	18,69%
Valas	373	3,91%	7.233,46	30,69%	372	3,90%	8.578,64	30,68%	(1)	-0,27%	1.345,18	18,60%
Tabungan	7.255	27,76%	2.932,73	4,67%	7.267	27,91%	3.099,22	4,53%	12	0,17%	166,49	5,68%
Rupiah	7.248	99,90%	2.931,72	99,97%	7.261	99,92%	3.092,36	99,78%	13	0,18%	160,64	5,48%
Valas	7	0,10%	1,01	0,03%	6	0,08%	6,86	0,22%	(1)	-14,29%	5,85	580,75%
Deposit on Call	241	0,92%	21.149,55	33,71%	232	0,89%	22.716,59	33,22%	(9)	-3,73%	1.567,04	7,41%
Rupiah	241	100,00%	21.149,55	100,00%	232	100,00%	22.716,59	100,00%	(9)	-3,73%	1.567,04	7,41%
Valas	-	0,00%	-	0,00%	-	0,00%	-	0,00%	-	0,00%	-	0,00%
Deposito	9.088	34,77%	14.504,69	23,12%	8.981	34,49%	13.851,38	20,26%	(107)	-1,18%	(653,31)	-4,50%
Rupiah	9.072	99,82%	14.029,35	96,72%	8.970	99,88%	13.614,46	98,29%	(102)	-1,12%	(414,89)	-2,96%
Valas	16	0,18%	475,34	3,28%	11	0,12%	236,92	1,71%	(5)	-31,25%	(238,42)	-50,16%
Sertifikat Deposito	14	0,05%	592,94	0,94%	20	0,08%	745,42	1,09%	6	0,01%	152,48	25,72%
Rupiah	14	0,00%	592,94	0,00%	20	0,00%	745,42	0,00%	6	0,00%	152,48	25,72%
Valas	-	0,00%	-	0,00%	-	0,00%	-	0,00%	-	0,00%	-	0,00%
Total	26.134	100,00%	62.746,23	100,00%	26.041	100,00%	68.377,28	100,00%	(93)	-0,36%	5.631,05	8,97%
Rupiah	25.738	98,48%	55.036,42	87,71%	25.652	98,51%	59.554,86	87,10%	(86)	-0,33%	4.518,44	8,21%
Valas	396	1,52%	7.709,81	12,29%	389	1,49%	8.822,42	12,90%	(7)	-1,77%	1.112,61	14,43%

Keterangan: Prosentase simpanan pada masing-masing jenis simpanan merupakan prosentase terhadap total simpanan

Grafik 3a
Distribusi Nominal Simpanan dari Bank Lain
berdasarkan Jenis Simpanan



Grafik 3b
Distribusi Rekening Simpanan dari Bank Lain
Berdasarkan Jenis Simpanan



III. DISTRIBUSI SIMPANAN BERDASARKAN SEGMENT NOMINAL SIMPANAN

Tabel 5 DPK Berdasarkan Segmen Nominal dan Valuta												
Nominal Simpanan	Apr-14				Mei-14				Δ			
	Rekening	%	Nominal (Rp Miliar)	%	Rekening	%	Nominal (Rp Miliar)	%	Δ Rekening	%	Δ Nominal (Rp Miliar)	%
N ≤ 100 Jt	147.196.896	97,78%	570.545,61	15,47%	147.706.683	97,78%	565.652,48	15,07%	509.787	0,35%	(4.893,12)	-0,86%
Rupiah	146.434.074	99,48%	556.720,27	97,58%	146.944.213	99,48%	551.744,42	97,54%	510.139	0,35%	(4.975,85)	-0,89%
Valas	762.822	0,52%	13.825,34	2,42%	762.470	0,52%	13.908,06	2,46%	(352)	-0,05%	82,73	0,60%
100 Jt < N ≤ 200 Jt	1.518.160	1,01%	209.781,71	5,69%	1.514.212	1,00%	209.352,76	5,58%	(3.948)	-0,26%	(428,95)	-0,20%
Rupiah	1.408.787	92,80%	194.822,13	92,87%	1.404.259	92,74%	194.265,16	92,79%	(4.528)	-0,32%	(556,97)	-0,29%
Valas	109.373	7,20%	14.959,58	7,13%	109.953	7,26%	15.087,60	7,21%	580	0,53%	128,02	0,86%
200 Jt < N ≤ 500 Jt	1.008.368	0,67%	321.402,78	8,72%	1.011.219	0,67%	322.733,57	8,60%	2.851	0,28%	1.330,79	0,41%
Rupiah	915.948	90,83%	292.665,87	91,06%	917.850	90,77%	293.593,86	90,97%	1.902	0,21%	927,99	0,32%
Valas	92.420	9,17%	28.736,91	8,94%	93.369	9,23%	29.139,71	9,03%	949	1,03%	402,80	1,40%
500 Jt < N ≤ 1 M	423.375	0,28%	311.148,16	8,44%	427.704	0,28%	313.287,81	8,35%	4.329	1,02%	2.139,65	0,69%
Rupiah	376.373	88,90%	279.253,21	89,75%	380.206	88,89%	280.922,30	89,67%	3.833	1,02%	1.669,09	0,60%
Valas	47.002	11,10%	31.894,95	10,25%	47.498	11,11%	32.365,51	10,33%	496	1,06%	470,56	1,48%
1 M < N ≤ 2 M	214.814	0,14%	296.038,47	8,03%	216.953	0,14%	300.173,33	8,00%	2.139	1,00%	4.134,86	1,40%
Rupiah	185.243	86,23%	256.935,54	86,79%	187.315	86,34%	260.889,94	86,91%	2.072	1,12%	3.954,40	1,54%
Valas	29.571	13,77%	39.102,93	13,21%	29.638	13,66%	39.283,39	13,09%	67	0,23%	180,46	0,46%
2 M < N ≤ 5 M	114.932	0,08%	357.181,20	9,69%	116.499	0,08%	361.051,62	9,62%	1.567	1,36%	3.870,42	1,08%
Rupiah	96.510	83,97%	303.143,99	84,87%	97.880	84,02%	306.443,06	84,88%	1.370	1,42%	3.299,07	1,09%
Valas	18.422	16,03%	54.037,21	15,13%	18.619	15,98%	54.608,56	15,12%	197	1,07%	571,35	1,06%
N > 5 M	67.033	0,04%	1.621.071,21	43,97%	68.077	0,05%	1.681.931,44	44,80%	1.044	1,56%	60.860,23	3,75%
Rupiah	52.233	77,92%	1.214.647,28	74,93%	53.159	78,09%	1.233.619,36	73,35%	926	1,77%	18.972,07	1,56%
Valas	14.800	22,08%	406.423,93	25,07%	14.918	21,91%	448.312,09	26,65%	118	0,80%	41.888,16	10,31%
Total	150.543.578	100,00%	3.687.169,13	100,00%	151.061.347	100,00%	3.754.183,02	100,00%	517.769	0,34%	67.013,89	1,82%
Rupiah	149.469.168	99,29%	3.098.188,30	84,03%	149.984.882	99,29%	3.121.478,10	83,15%	515.714	0,35%	23.289,80	0,75%
Valas	1.074.410	0,71%	588.980,83	15,97%	1.076.465	0,71%	632.704,92	16,85%	2.055	0,19%	43.724,09	7,42%

Keterangan: Prosentase simpanan pada masing-masing segmen nominal simpanan merupakan prosentase terhadap total simpanan

Tabel 6												
Simpanan Dari Bank Lain Berdasarkan Segmen Nominal dan Valuta												
Nominal Simpanan	Apr-14				Mei-14				Δ			
	Rekening	%	Nominal (Rp Miliar)	%	Rekening	%	Nominal (Rp Miliar)	%	Δ Rekening	%	Δ Nominal (Rp Miliar)	%
N ≤ 100 Jt	13.933	53,31%	320,19	0,51%	14.213	54,58%	412,45	0,60%	280	2,01%	92,26	28,81%
Rupiah	13.820	99,19%	317,59	99,19%	14.100	99,20%	409,66	99,32%	280	2,03%	92,06	28,99%
Valas	113	0,81%	2,60	0,81%	113	0,80%	2,79	0,68%	-	0,00%	0,19	7,50%
100 Jt < N ≤ 200 Jt	2.920	11,17%	430,27	0,69%	2.935	11,27%	433,92	0,63%	15	0,51%	3,65	0,85%
Rupiah	2.896	99,18%	426,95	99,23%	2.912	99,22%	430,54	99,22%	16	0,55%	3,58	0,84%
Valas	24	0,82%	3,32	0,77%	23	0,78%	3,38	0,78%	(1)	-4,17%	0,06	1,91%
200 Jt < N ≤ 500 Jt	3.421	13,09%	1.205,63	1,92%	3.325	12,77%	1.165,41	1,70%	(96)	-2,81%	(40,22)	-3,34%
Rupiah	3.383	98,89%	1.193,49	98,99%	3.292	99,01%	1.154,30	99,05%	(91)	-2,69%	(39,19)	-3,28%
Valas	38	1,11%	12,14	1,01%	33	0,99%	11,11	0,95%	(5)	-13,16%	(1,03)	-8,47%
500 Jt < N ≤ 1 M	2.553	9,77%	2.098,32	3,34%	2.378	9,13%	1.937,47	2,83%	(175)	-6,85%	(160,85)	-7,67%
Rupiah	2.523	98,82%	2.077,11	98,99%	2.352	98,91%	1.917,45	98,97%	(171)	-6,78%	(159,66)	-7,69%
Valas	30	1,18%	21,20	1,01%	26	1,09%	20,01	1,03%	(4)	-13,33%	(1,19)	-5,62%
1 M < N ≤ 2 M	1.262	4,83%	1.867,04	2,98%	1.171	4,50%	1.723,05	2,52%	(91)	-7,21%	(143,99)	-7,71%
Rupiah	1.236	97,94%	1.831,25	98,08%	1.146	97,87%	1.687,92	97,96%	(90)	-7,28%	(143,33)	-7,83%
Valas	26	2,06%	35,80	1,92%	25	2,13%	35,14	2,04%	(1)	-3,85%	(0,66)	-1,85%
2 M < N ≤ 5 M	987	3,78%	3.432,52	5,47%	955	3,67%	3.252,89	4,76%	(32)	-3,24%	(179,63)	-5,23%
Rupiah	954	96,66%	3.326,05	96,90%	922	96,54%	3.147,31	96,75%	(32)	-3,35%	(178,74)	-5,37%
Valas	33	3,34%	106,47	3,10%	33	3,46%	105,58	3,25%	-	0,00%	(0,89)	-0,83%
N > 5 M	1.058	4,05%	53.392,26	85,09%	1.064	4,09%	59.452,10	86,95%	6	0,57%	6.059,84	11,35%
Rupiah	926	87,52%	45.863,97	85,90%	928	87,22%	50.807,68	85,46%	2	0,22%	4.943,71	10,78%
Valas	132	12,48%	7.528,29	14,10%	136	12,78%	8.644,42	14,54%	4	3,03%	1.116,13	14,83%
Total	26.134	100,00%	62.746,23	100,00%	26.041	100,00%	68.377,28	100,00%	(93)	-0,36%	5.631,05	8,97%
Rupiah	25.738	98,48%	55.036,42	87,71%	25.652	98,51%	59.554,86	87,10%	(86)	-0,33%	4.518,44	8,21%
Valas	396	1,52%	7.709,81	12,29%	389	1,49%	8.822,42	12,90%	(7)	-1,77%	1.112,61	14,43%

Keterangan: Prosentase simpanan pada masing-masing segmen nominal simpanan merupakan prosentase terhadap total simpanan

IV. DISTRIBUSI SIMPANAN BERDASARKAN BESARAN NILAI SIMPANAN YANG DIJAMIN

Tabel 7 Total Simpanan Berdasarkan Besaran Nilai Simpanan yang Dijamin dan Valuta												
Nominal Simpanan	Apr-14				Mei-14				Δ			
	Rekening	%	Nominal (Rp Miliar)	%	Rekening	%	Nominal (Rp Miliar)	%	Δ Rekening	%	Δ Nominal (Rp Miliar)	%
N ≤ 2 M	148.186.998	99,88%	1.696.356,65	46,20%	150.900.793	99,88%	1.716.872,25	44,91%	2.713.795	1,83%	20.515,59	1,21%
Rupiah	147.145.791	99,30%	1.569.079,89	92,50%	149.857.645	99,31%	1.587.015,54	92,44%	2.711.854	1,84%	17.935,66	1,14%
Valas	1.041.207	0,70%	127.276,77	7,50%	1.043.148	0,69%	129.856,70	7,56%	1.941	0,19%	2.579,93	2,03%
N > 2 M	181.995	0,12%	1.975.196,61	53,80%	186.595	0,12%	2.105.688,05	55,09%	4.600	2,53%	130.491,44	6,61%
Rupiah	149.143	81,95%	1.510.376,47	76,47%	152.889	81,94%	1.594.017,41	75,70%	3.746	2,51%	83.640,94	5,54%
Valas	32.852	18,05%	464.820,14	23,53%	33.706	18,06%	511.670,64	24,30%	854	2,60%	46.850,50	10,08%
Total	148.368.993	100,00%	3.671.553,26	100,00%	151.087.388	100,00%	3.822.560,29	100,00%	2.718.395	1,83%	151.007,03	4,11%
Rupiah	147.294.934	99,28%	3.079.456,36	83,87%	150.010.534	99,29%	3.181.032,96	83,22%	2.715.600	1,84%	101.576,60	3,30%
Valas	1.074.059	0,72%	592.096,91	16,13%	1.076.854	0,71%	641.527,34	16,78%	2.795	0,26%	49.430,43	8,35%

Keterangan: Prosentase simpanan pada masing-masing segmen nominal simpanan merupakan prosentase terhadap total simpanan

Tabel 8												
DPK Berdasarkan Besaran Nilai Simpanan yang Dijamin dan Valuta												
Nominal Simpanan	Apr-14				Mei-14				Δ			
	Rekening	%	Nominal (Rp Miliar)	%	Rekening	%	Nominal (Rp Miliar)	%	Δ Rekening	%	Δ Nominal (Rp Miliar)	%
N ≤ 2 M	150.361.613	99,88%	1.708.916,72	46,35%	150.876.771	99,88%	1.711.199,95	45,58%	515.158	0,34%	2.283,23	0,13%
Rupiah	149.320.425	99,31%	1.580.397,02	92,48%	149.833.843	99,31%	1.581.415,68	92,42%	513.418	0,34%	1.018,66	0,06%
Valas	1.041.188	0,69%	128.519,70	7,52%	1.042.928	0,69%	129.784,27	7,58%	1.740	0,17%	1.264,57	0,98%
N > 2 M	181.965	0,12%	1.978.252,41	53,65%	184.576	0,12%	2.042.983,06	54,42%	2.611	1,43%	64.730,66	3,27%
Rupiah	148.743	81,74%	1.517.791,28	76,72%	151.039	81,83%	1.540.062,4	75,38%	2.296	1,54%	22.271,14	1,47%
Valas	33.222	18,26%	460.461,13	23,28%	33.537	18,17%	502.920,6	24,62%	315	0,95%	42.459,51	9,22%
Total	150.543.578	100,00%	3.687.169,13	100,00%	151.061.347	100,00%	3.754.183,02	100,00%	517.769	0,34%	67.013,89	1,82%
Rupiah	149.469.168	99,29%	3.098.188,30	84,03%	149.984.882	99,29%	3.121.478,10	83,15%	515.714	0,35%	23.289,80	0,75%
Valas	1.074.410	0,71%	588.980,83	15,97%	1.076.465	0,71%	632.704,92	16,85%	2.055	0,19%	43.724,09	7,42%

Keterangan: Prosentase simpanan pada masing-masing segmen nominal simpanan merupakan prosentase terhadap total simpanan

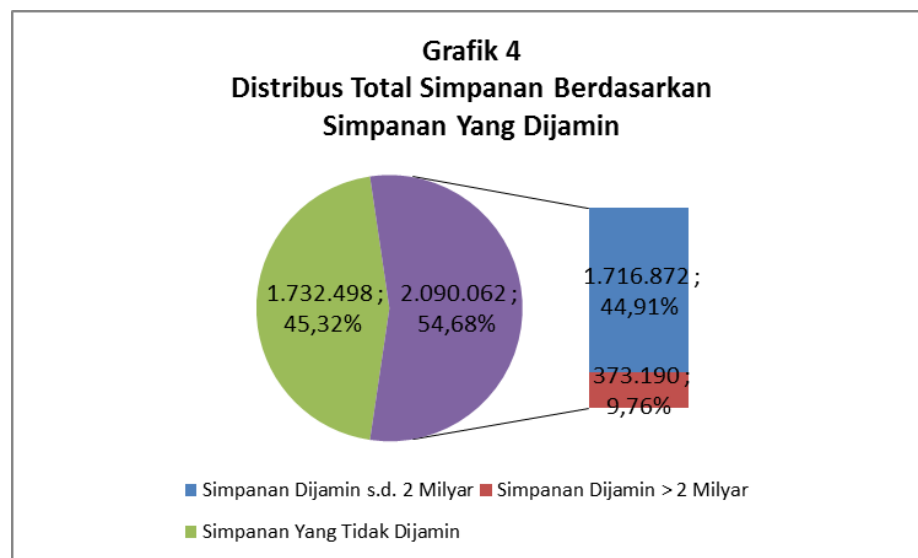
Tabel 9												
Simpanan Dari Bank Lain Berdasarkan Besaran Nilai Simpanan yang Dijamin dan Valuta												
Nominal Simpanan	Apr-14				Mei-14				Δ			
	Rekening	%	Nominal (Rp Miliar)	%	Rekening	%	Nominal (Rp Miliar)	%	Δ Rekening	%	Δ Nominal (Rp Miliar)	%
N ≤ 2 M	24.089	92,17%	5.921,45	9,44%	24.022	92,25%	5.672,29	8,30%	(67)	-0,28%	(249,16)	-4,21%
Rupiah	23.858	99,04%	5.846,40	98,73%	23.802	99,08%	5.599,87	98,72%	(56)	-0,23%	(246,53)	-4,22%
Valas	231	0,96%	75,05	1,27%	220	0,92%	72,43	1,28%	(11)	-4,76%	(2,62)	-3,50%
N > 2 M	2.045	7,83%	56.824,78	90,56%	2.019	7,75%	62.704,99	91,70%	(26)	-1,27%	5.880,21	10,35%
Rupiah	1.880	91,93%	49.190,02	86,56%	1.850	91,63%	53.954,99	86,05%	(30)	-1,60%	4.764,97	9,69%
Valas	165	8,07%	7.634,76	13,44%	169	8,37%	8.749,99	13,95%	4	2,42%	1.115,24	14,61%
Total	26.134	100,00%	62.746,23	100,00%	26.041	100,00%	68.377,28	100,00%	(93)	-0,36%	5.631,05	8,97%
Rupiah	25.738	98,48%	55.036,42	87,71%	25.652	98,51%	59.554,86	87,10%	(86)	-0,33%	4.518,44	8,21%
Valas	396	1,52%	7.709,81	12,29%	389	1,49%	8.822,42	12,90%	(7)	-1,77%	1.112,61	14,43%

Keterangan: Prosentase simpanan pada masing-masing segmen nominal simpanan merupakan prosentase terhadap total simpanan

V. DISTRIBUSI SIMPANAN YANG DIJAMIN

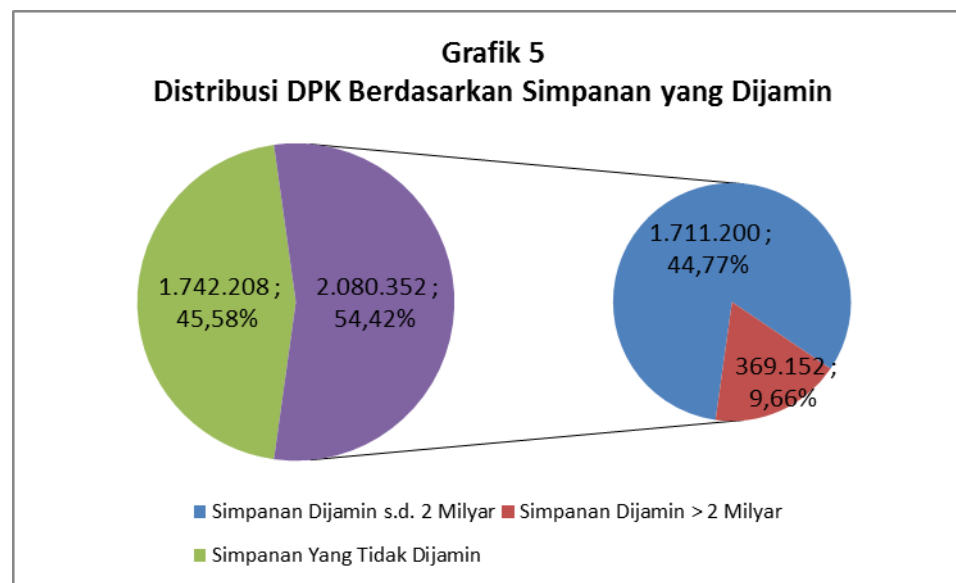
Tabel 10												
Total Simpanan Berdasarkan Simpanan Yang Dijamin dan Valuta												
Nominal Simpanan	Mar-14				Apr-14				Δ			
	Rekening	%	Nominal (Rp Miliar)	%	Rekening	%	Nominal (Rp Miliar)	%	Δ Rekening	%	Δ Nominal (Rp Miliar)	%
N ≤ 2 M	150.385.702	99,88%	1.714.838,17	82,33%	150.900.793	99,88%	1.716.872,25	82,14%	515.091	0,34%	2.034,07	0,12%
Rupiah	149.344.283	99,31%	1.586.243,42	92,50%	149.857.645	99,31%	1.587.015,54	92,44%	513.362	0,34%	772,12	0,05%
Valas	1.041.419	0,69%	128.594,75	7,50%	1.043.148	0,69%	129.856,70	7,56%	1.729	0,17%	1.261,95	0,98%
N > 2 M	184.010	0,12%	368.020,00	17,67%	186.595	0,12%	373.190,00	17,86%	2.585	1,40%	5.170,00	1,40%
Rupiah	150.623	81,86%	301.246,00	81,86%	152.889	81,94%	305.778,00	81,94%	2.266	1,50%	4.532,00	1,50%
Valas	33.387	18,14%	66.774,00	18,14%	33.706	18,06%	67.412,00	18,06%	319	0,96%	638,00	0,96%
Total	150.569.712	100,00%	2.082.858,17	100,00%	151.087.388	100,00%	2.090.062,25	100,00%	517.676	0,34%	7.204,07	0,35%
Rupiah	149.494.906	99,29%	1.887.489,42	90,62%	150.010.534	99,29%	1.892.793,54	90,56%	515.628	0,34%	5.304,12	0,28%
Valas	1.074.806	0,71%	195.368,75	9,38%	1.076.854	0,71%	197.268,70	9,44%	2.048	0,19%	1.899,95	0,97%

Keterangan: Prosentase simpanan pada masing-masing segmen nominal simpanan merupakan prosentase terhadap total simpanan



Tabel 11												
DPK berdasarkan Simpanan yang Dijamin dan Valuta												
Nominal Simpanan	Mar-14				Apr-14				Δ			
	Rekening	%	Nominal (Rp Miliar)	%	Rekening	%	Nominal (Rp Miliar)	%	Δ Rekening	%	Δ Nominal (Rp Miliar)	%
N ≤ 2 M	150.361.613	99,88%	1.708.916,72	82,44%	150.876.771	99,88%	1.711.199,95	82,26%	515.158	0,34%	2.283,23	0,13%
Rupiah	149.320.425	99,31%	1.580.397,02	92,48%	149.833.843	99,31%	1.581.415,68	92,42%	513.418	0,34%	1.018,66	0,06%
Valas	1.041.188	0,69%	128.519,70	7,52%	1.042.928	0,69%	129.784,27	7,58%	1.740	0,17%	1.264,57	0,98%
N > 2 M	181.965	0,12%	363.930,00	17,56%	184.576	0,12%	369.152,00	17,74%	2.611	1,43%	5.222,00	1,43%
Rupiah	148.743	81,74%	297.486,00	81,74%	151.039	81,83%	302.078,00	81,83%	2.296	1,54%	4.592,00	1,54%
Valas	33.222	18,26%	66.444,00	18,26%	33.537	18,17%	67.074,00	18,17%	315	0,95%	630,00	0,95%
Total	150.543.578	100,00%	2.072.846,72	100,00%	151.061.347	100,00%	2.080.351,95	100,00%	517.769	0,34%	7.505,23	0,36%
Rupiah	149.469.168	99,29%	1.877.883,02	90,59%	149.984.882	99,29%	1.883.493,68	90,54%	515.714	0,35%	5.610,66	0,30%
Valas	1.074.410	0,71%	194.963,70	9,41%	1.076.465	0,71%	196.858,27	9,46%	2.055	0,19%	1.894,57	0,97%

Keterangan: Prosentase simpanan pada masing-masing segmen nominal simpanan merupakan prosentase terhadap total simpanan



Tabel 12												
Simpanan Dari Bank Lain Berdasarkan Simpanan Yang Dijamin dan Valuta												
Nominal Simpanan	Mar-14				Apr-14				Δ			
	Rekening	%	Nominal (Rp Miliar)	%	Rekening	%	Nominal (Rp Miliar)	%	Δ Rekening	%	Δ Nominal (Rp Miliar)	%
N ≤ 2 M	24.089	92,17%	5.921,45	59,15%	24.022	92,25%	5.672,29	58,42%	(67)	-0,28%	(249,16)	-4,21%
Rupiah	23.858	99,04%	5.846,40	98,73%	23.802	99,08%	5.599,87	98,72%	(56)	-0,23%	(246,53)	-4,22%
Valas	231	0,96%	75,05	1,27%	220	0,92%	72,43	1,28%	(11)	-4,76%	(2,62)	-3,50%
N > 2 M	2.045	7,83%	4.090,00	40,85%	2.019	7,75%	4.038,00	41,58%	(26)	-1,27%	(52,00)	-1,27%
Rupiah	1.880	91,93%	3.760,00	91,93%	1.850	91,63%	3.700,00	91,63%	(30)	-1,60%	(60,00)	-1,60%
Valas	165	8,07%	330,00	8,07%	169	8,37%	338,00	8,37%	4	2,42%	8,00	2,42%
Total	26.134	100,00%	10.011,45	100,00%	26.041	100,00%	9.710,29	100,00%	(93)	-0,36%	(301,16)	-3,01%
Rupiah	25.738	98,48%	9.606,40	95,95%	25.652	98,51%	9.299,87	95,77%	(86)	-0,33%	(306,53)	-3,19%
Valas	396	1,52%	405,05	4,05%	389	1,49%	410,43	4,23%	(7)	-1,77%	5,38	1,33%

Keterangan: Prosentase simpanan pada masing-masing segmen nominal simpanan merupakan prosentase terhadap total simpanan

