



LEMBAGA
PENJAMIN
SIMPANAN

Indonesia
Deposit
Insurance
Corporation

Distribusi Simpanan Bank Umum

September 2014

DAFTAR ISI

Keterangan		2
I. Pertumbuhan Total Simpanan dan Jumlah Rekening pada Bank Umum		3
Total Simpanan dan Jumlah Rekening	Tabel 1	3
Pertumbuhan Total Simpanan dan Jumlah Rekening	Grafik 1	3
Tabel Pertumbuhan Simpanan dan Jumlah Rekening Year on Year	Tabel 1.1	4
II. Distribusi Simpanan Berdasarkan Jenis Simpanan dan Valuta		4
Total Simpanan Berdasarkan Jenis Simpanan dan Valuta	Tabel 2	5
Distribusi Total Simpanan Berdasarkan Jenis Simpanan	Grafik 2a	6
Distribusi Total Rekening Berdasarkan Jenis Simpanan	Grafik 2b	6
DPK Berdasarkan Jenis Simpanan dan Valuta	Tabel 3	7
Distribusi Nominal DPK berdasarkan Jenis Simpanan	Grafik 3a	8
Distribusi Rekening DPK berdasarkan Jenis Simpanan	Grafik 3b	8
Simpanan Dari Bank Lain Berdasarkan Jenis Simpanan dan Valuta	Tabel 4	9
Distribusi Nominal Simpanan dari Bank Lain berdasarkan Jenis Simpanan	Grafik 4a	10
Distribusi Rekening Simpanan dari Bank Lain berdasarkan Jenis Simpanan	Grafik 4b	10
III. Distribusi Simpanan Berdasarkan Segmen Nominal Simpanan		11
Total Simpanan Berdasarkan Segmen Nominal dan Valuta	Tabel 5	11
DPK Berdasarkan segmen Nominal dan Valuta	Tabel 6	12
Simpanan dari Bank Lain berdasarkan segmen Nominal dan Valuta	Tabel 7	13
IV. Distribusi Simpanan Berdasarkan Besaran Nilai Simpanan yang Dijamin dan Valuta		14
Total Simpanan berdasarkan Besaran Nilai Simpanan yang Dijamin dan Valuta	Tabel 8	14
DPK berdasarkan Besaran Nilai Simpanan yang Dijamin dan Valuta	Tabel 9	15
Simpanan dari Bank Lain berdasarkan Besaran Nilai Simpanan yang Dijamin dan Valuta	Tabel 10	16
V. Distribusi Simpanan Yang Dijamin dan Valuta		17
Total Simpanan berdasarkan Simpanan yang Dijamin dan Valuta	Tabel 11	17
DPK berdasarkan Simpanan yang Dijamin dan Valuta	Tabel 12	18
Simpanan dari Bank Lain berdasarkan Simpanan yang Dijamin dan Valuta	Tabel 13	19
Distribusi Total Simpanan berdasarkan Simpanan yang Dijamin	Grafik 5	17
Distribusi DPK berdasarkan Simpanan yang Dijamin dan Valuta	Grafik 6	18
Distribusi Simpanan dari Bank Lain berdasarkan Simpanan yang Dijamin dan Valuta	Grafik 7	19

KETERANGAN

Sumber Data

Data yang digunakan bersumber dari Laporan Posisi Simpanan yang disampaikan oleh bank umum kepada Lembaga Penjamin Simpanan.

Jumlah bank umum:

- a. Bank Umum Konvensional : 107
- b. Bank Umum Syariah : 12

Definisi

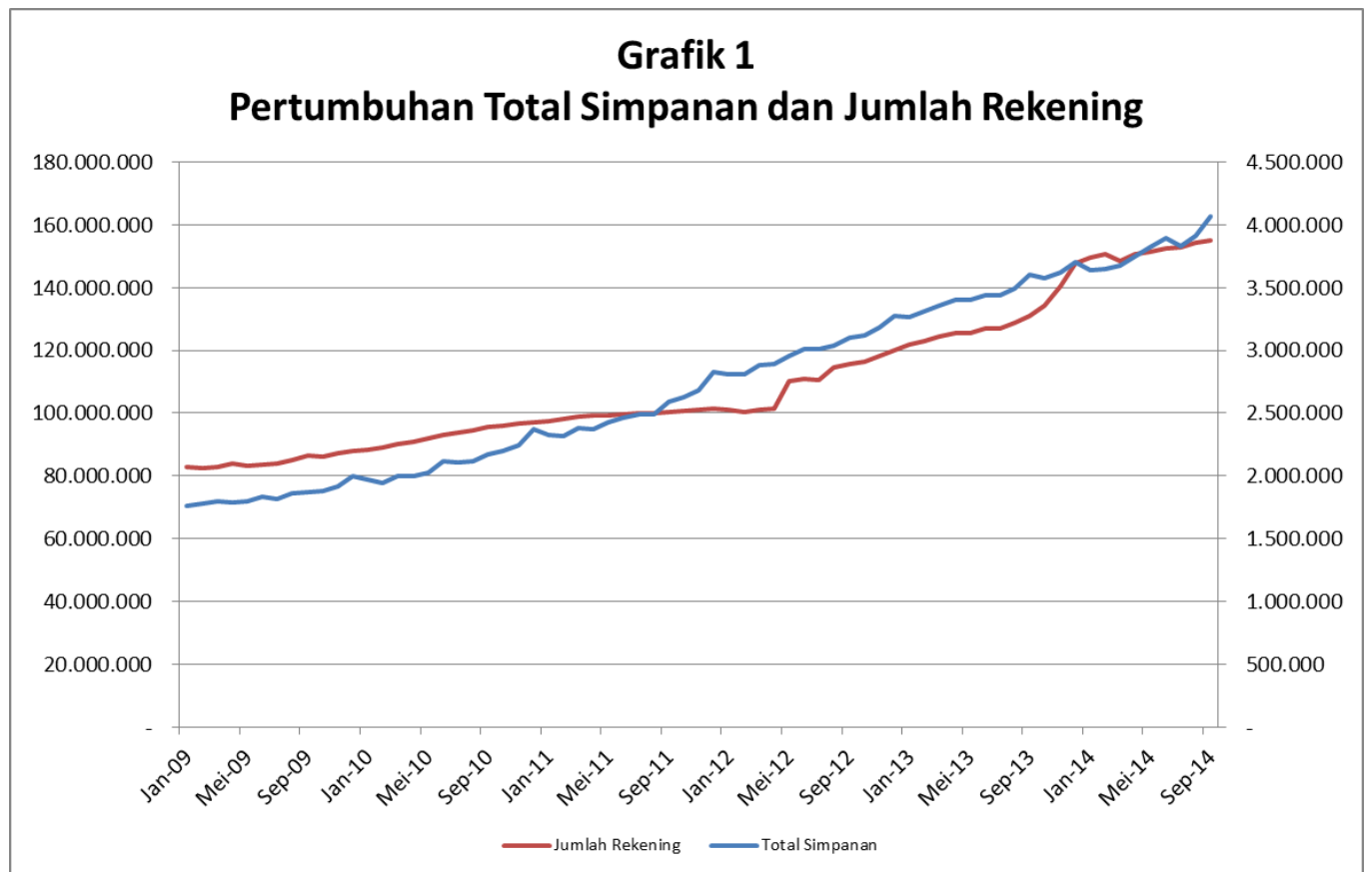
Simpanan meliputi Dana Pihak Ketiga dan simpanan dari bank lain.

Simpanan Yang Dijamin meliputi: a. seluruh simpanan yang nominalnya \leq Rp2 Miliar; b. proporsi simpanan yang dijamin (Rp2 Miliar) dari seluruh simpanan dengan nominal di atas Rp2 Miliar.

Besaran Nilai Simpanan Yang Dijamin adalah Rp2 Milyar per nasabah per bank sebagaimana diatur dalam Peraturan Pemerintah No. 66 Tahun 2008.

I. PERTUMBUHAN TOTAL SIMPANAN DAN JUMLAH REKENING PADA BANK UMUM

Tabel 1 Total Simpanan dan Jumlah Rekening										
Bulan	2010		2011		2012		2013		2014	
	Rekening	Nominal (Rp Miliar)	Rekening	Nominal (Rp Miliar)	Rekening	Nominal (Rp Miliar)	Rekening	Nominal (Rp Miliar)	Rekening	Nominal (Rp Miliar)
Januari	88.480.348	1.966.836	97.500.965	2.330.580	100.995.991	2.812.389	120.846.777	3.253.000	149.497.368	3.637.382
Februari	89.097.749	1.948.441	98.091.890	2.316.085	100.339.507	2.809.349	121.930.266	3.265.247	150.736.549	3.651.574
Maret	90.108.129	2.000.609	98.809.698	2.381.978	101.097.601	2.879.534	123.124.821	3.307.495	148.368.993	3.671.553
April	90.838.036	1.999.163	99.360.056	2.368.030	101.531.209	2.894.013	124.229.263	3.360.138	150.569.712	3.749.915
Mei	91.956.415	2.029.220	99.237.439	2.424.450	110.120.237	2.958.972	125.424.329	3.399.580	151.524.433	3.822.525
Juni	92.907.696	2.113.484	99.553.678	2.467.294	111.011.366	3.010.181	126.795.614	3.434.159	152.393.227	3.893.057
Juli	93.937.955	2.104.265	99.992.834	2.494.706	112.124.718	3.011.850	127.809.412	3.447.375	152.873.517	3.832.573
Agustus	94.540.213	2.113.794	100.162.979	2.492.507	113.534.001	3.037.803	128.817.609	3.496.756	154.154.607	3.913.842
September	95.595.059	2.170.410	100.324.722	2.586.980	115.525.552	3.104.251	130.943.737	3.599.133	154.997.934	4.066.486
Oktober	96.115.812	2.201.834	100.681.831	2.625.158	116.426.607	3.119.552	134.082.846	3.574.573		
Nopember	96.615.824	2.241.794	101.115.423	2.684.747	118.364.092	3.182.867	140.527.064	3.617.855		
Desember	97.204.863	2.370.983	101.503.564	2.830.323	119.917.930	3.277.154	147.626.510	3.706.609		



Tabel 1.1

Pertumbuhan Simpanan dan Rekening Year On Year

Tahun	Rekening	Nominal (Rp Miliar)	Rekening		Nominal	
			Δ	% Δ	Δ (Rp Milyar)	% Δ
2009	88.086.017	1.995.790	5.360.087	6,48%	227.174	12,84%
2010	97.204.863	2.370.983	9.118.846	10,35%	375.193	18,80%
2011	101.503.564	2.830.323	4.298.701	4,42%	459.340	19,37%
2012	119.917.930	3.277.154	18.414.366	18,14%	446.832	15,79%
2013	147.626.510	3.706.609	27.708.580	23,11%	429.455	13,10%
2014*)	154.997.934	4.066.486	7.371.424	4,99%	359.876	9,71%

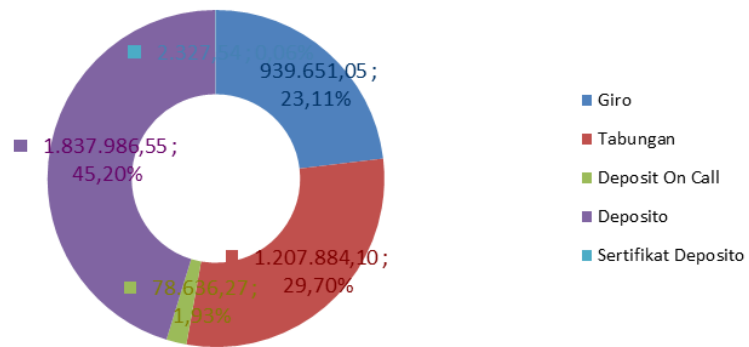
*) Data sampai dengan September 2014

II. DISTRIBUSI SIMPANAN BERDASARKAN JENIS SIMPANAN

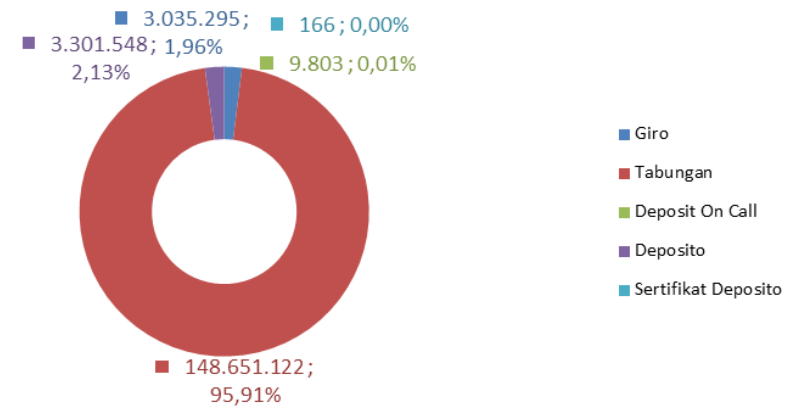
Tabel 2												
Total Simpanan Berdasarkan Jenis Simpanan dan Valuta												
Jenis Simpanan	Agust-14				Sep-14				Δ			
	Rekening	%	Nominal (Rp Miliar)	%	Rekening	%	Nominal (Rp Miliar)	%	Δ Rekening	%	Δ Nominal (Rp Miliar)	%
Giro	3.014.589	1,96%	867.113	22,16%	3.035.295	1,96%	939.651	23,11%	20.706	0,69%	72.538	8,37%
Rupiah	2.750.707	91,25%	599.953	69,19%	2.769.614	91,25%	662.256	70,48%	18.907	0,69%	62.303	10,38%
Valas	263.882	8,75%	267.160	30,81%	265.681	8,75%	277.395	29,52%	1.799	0,68%	10.235	3,83%
Tabungan	147.862.697	95,92%	1.194.904	30,53%	148.651.122	95,91%	1.207.884	29,70%	788.425	0,53%	12.980	1,09%
Rupiah	147.206.923	99,56%	1.103.227	92,33%	147.995.065	99,56%	1.115.642	92,36%	788.142	0,54%	12.415	1,13%
Valas	655.774	0,44%	91.677	7,67%	656.057	0,44%	92.242	7,64%	283	0,04%	565	0,62%
Deposit on Call	3.404	0,00%	60.446	1,54%	9.803	0,01%	78.636	1,93%	6.399	187,98%	18.190	30,09%
Rupiah	3.085	90,63%	53.316	88,20%	9.465	96,55%	68.696	87,36%	6.380	206,81%	15.380	28,85%
Valas	319	9,37%	7.130	11,80%	338	3,45%	9.940	12,64%	19	5,96%	2.810	39,41%
Deposito	3.273.739	2,12%	1.789.122	45,71%	3.301.548	2,13%	1.837.987	45,20%	27.809	0,85%	48.864	2,73%
Rupiah	3.112.427	95,07%	1.523.672	85,16%	3.141.020	95,14%	1.558.334	84,78%	28.593	0,92%	34.663	2,27%
Valas	161.312	4,93%	265.451	14,84%	160.528	4,86%	279.652	15,22%	(784)	-0,49%	14.201	5,35%
Sertifikat Deposito	178	0,00%	2.256	0,06%	166	0,00%	2.328	0,06%	(12)	-6,74%	72	3,19%
Rupiah	178	100,00%	2.256	100,00%	166	100,00%	2.328	100,00%	(12)	-6,74%	72	3,19%
Valas	-	0,00%	-	0,00%	-	0,00%	-	0,00%	0	0,00%	0	0,00%
Total	154.154.607	100,00%	3.913.842	100,00%	154.997.934	100,00%	4.066.486	100,00%	843.327	0,55%	152.644	3,90%
Rupiah	153.073.320	99,30%	3.282.423	83,87%	153.915.330	99,30%	3.407.256	83,79%	842.010	0,55%	124.833	3,80%
Valas	1.081.287	0,70%	631.418	16,13%	1.082.604	0,70%	659.229	16,21%	1.317	0,12%	27.811	4,40%

Keterangan: Prosentase simpanan pada masing-masing jenis simpanan merupakan prosentase terhadap total simpanan

Grafik 2a
Distribusi Total Simpanan Berdasarkan Jenis Simpanan



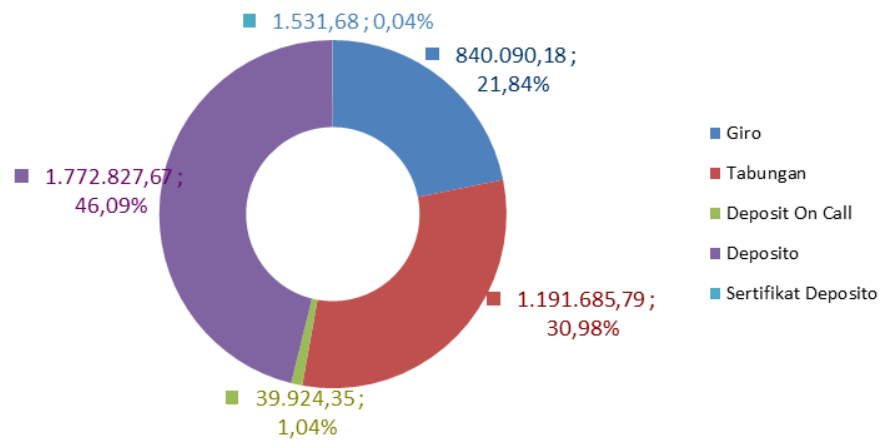
Grafik 2b
Distribusi Total Rekening Berdasarkan Jenis Simpanan



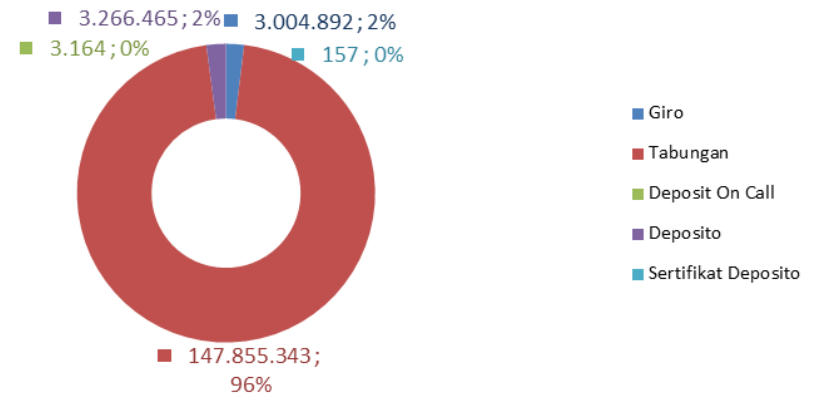
Tabel 3												
DPK Berdasarkan Jenis Simpanan dan Valuta												
Jenis Simpanan	Agust-14				Sep-14				Δ			
	Rekening	%	Nominal (Rp Miliar)	%	Rekening	%	Nominal (Rp Miliar)	%	Δ Rekening	%	Δ Nominal (Rp Miliar)	%
Giro	3.004.892	1,95%	840.090	21,84%	3.025.666	1,95%	914.122	22,93%	20.774	0,69%	74.032	8,81%
Rupiah	2.741.385	91,23%	581.068	69,17%	2.760.373	91,23%	644.185	70,47%	18.988	0,69%	63.117	10,86%
Valas	263.507	8,77%	259.022	30,83%	265.293	8,77%	269.937	29,53%	1.786	0,68%	10.914	4,21%
Tabungan	147.855.343	95,93%	1.191.686	30,98%	148.643.829	95,92%	1.204.475	30,21%	788.486	0,53%	12.790	1,07%
Rupiah	147.199.579	99,56%	1.100.018	92,31%	147.987.782	99,56%	1.112.248	92,34%	788.203	0,54%	12.230	1,11%
Valas	655.764	0,44%	91.668	7,69%	656.047	0,44%	92.228	7,66%	283	0,04%	560	0,61%
Deposit on Call	3.164	0,00%	39.924	1,04%	9.447	0,01%	47.106	1,18%	6.283	198,58%	7.181	17,99%
Rupiah	2.845	89,92%	32.794	82,14%	9.109	96,42%	37.165	78,90%	6.264	220,18%	4.371	13,33%
Valas	319	10,08%	7.130	17,86%	338	3,58%	9.940	21,10%	19	5,96%	2.810	39,41%
Deposito	3.266.465	2,12%	1.772.828	46,09%	3.294.049	2,13%	1.819.316	45,64%	27.584	0,84%	46.489	2,62%
Rupiah	3.105.167	95,06%	1.507.679	85,04%	3.133.537	95,13%	1.540.186	84,66%	28.370	0,91%	32.507	2,16%
Valas	161.298	4,94%	265.149	14,96%	160.512	4,87%	279.130	15,34%	(786)	-0,49%	13.981	5,27%
Sertifikat Deposito	157	0,00%	1.532	0,04%	142	0,00%	1.550	0,04%	(15)	-9,55%	19	1,22%
Rupiah	157	100,00%	1.532	100,00%	142	100,00%	1.550	100,00%	(15)	-9,55%	19	1,22%
Valas	-	0,00%	-	0,00%	-	0,00%	-	0,00%	0	0,00%	0	0,00%
Total	154.130.021	100,00%	3.846.060	100,00%	154.973.133	100,00%	3.986.569	100,00%	843.112	0,55%	140.510	3,65%
Rupiah	153.049.133	99,30%	3.223.090	83,80%	153.890.943	99,30%	3.335.334	83,66%	841.810	0,55%	112.244	3,48%
Valas	1.080.888	0,70%	622.970	16,20%	1.082.190	0,70%	651.235	16,34%	1.302	0,12%	28.265	4,54%

Keterangan: Prosentase simpanan pada masing-masing jenis simpanan merupakan prosentase terhadap total simpanan

Grafik 3a
Distribusi Nominal DPK Berdasarkan Jenis Simpanan



Grafik 3b
Distribusi Rekening DPK Berdasarkan Jenis Simpanan

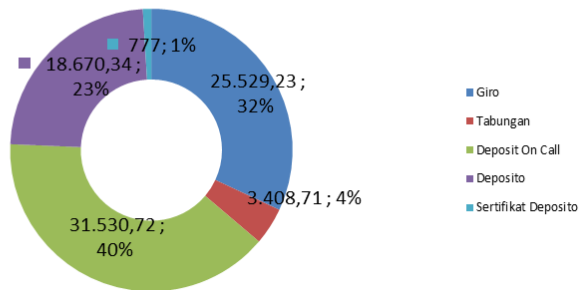


Tabel 4
Simpanan Dari Bank Lain Berdasarkan Jenis Simpanan dan Valuta

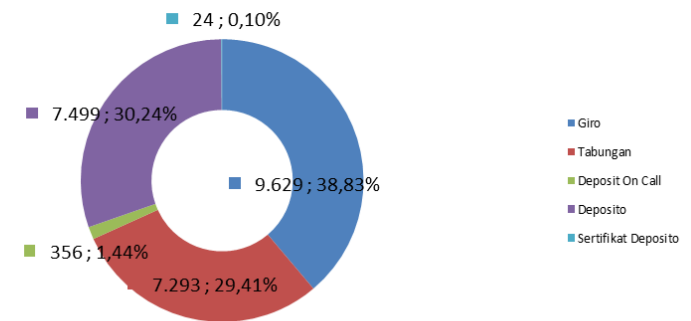
Jenis Simpanan	Agust-14				Sep-14				Δ			
	Rekening	%	Nominal (Rp Miliar)	%	Rekening	%	Nominal (Rp Miliar)	%	Δ Rekening	%	Δ Nominal (Rp Miliar)	%
Giro	9.697	39,44%	27.023	39,87%	9.629	38,83%	25.529	31,94%	(68)	-0,70%	(1.494)	-5,53%
Rupiah	9.322	96,13%	18.885	69,89%	9.241	95,97%	18.071	70,78%	(81)	-0,87%	(814)	-4,31%
Valas	375	3,87%	8.138	30,11%	388	4,03%	7.459	29,22%	13	3,47%	(679)	-8,35%
Tabungan	7.354	29,91%	3.218	4,75%	7.293	29,41%	3.409	4,27%	(61)	-0,83%	190	5,92%
Rupiah	7.344	99,86%	3.209	99,73%	7.283	99,86%	3.395	99,59%	(61)	-0,83%	185	5,78%
Valas	10	0,14%	9	0,27%	10	0,14%	14	0,41%	0	0,00%	5	58,14%
Deposit on Call	240	0,98%	20.522	30,28%	356	1,44%	31.531	39,45%	116	48,33%	11.009	53,64%
Rupiah	240	100,00%	20.522	100,00%	356	100,00%	31.531	100,00%	116	48,33%	11.009	53,64%
Valas	-	0,00%	-	0,00%	-	0,00%	-	0,00%	0	0,00%	0	0,00%
Deposito	7.274	29,59%	16.295	24,04%	7.499	30,24%	18.670	23,36%	225	3,09%	2.376	14,58%
Rupiah	7.260	99,81%	15.993	98,15%	7.483	99,79%	18.149	97,21%	223	3,07%	2.155	13,48%
Valas	14	0,19%	302	1,85%	16	0,21%	522	2,79%	2	14,29%	220	72,95%
Sertifikat Deposito	21	0,09%	724	1,07%	24	0,10%	777	0,97%	3	0,00%	53	7,37%
Rupiah	21	0,00%	724	0,00%	24	0,00%	777	0,00%	3	0,00%	53	7,37%
Valas	-	0,00%	-	0,00%	-	0,00%	-	0,00%	0	0,00%	0	0,00%
Total	24.586	100,00%	67.782	100,00%	24.801	100,00%	79.916	100,00%	215	0,87%	12.134	17,90%
Rupiah	24.187	98,38%	59.333	87,54%	24.387	98,33%	71.922	90,00%	200	0,83%	12.588	21,22%
Valas	399	1,62%	8.448	12,46%	414	1,67%	7.994	10,00%	15	3,76%	(454)	-5,37%

Keterangan: Prosentase simpanan pada masing-masing jenis simpanan merupakan prosentase terhadap total simpanan

Grafik 4a
Distribusi Nominal Simpanan dari Bank Lain
berdasarkan Jenis Simpanan



Grafik 4b
Distribusi Rekening Simpanan dari Bank Lain
Berdasarkan Jenis Simpanan



III. DISTRIBUSI SIMPANAN BERDASARKAN SEGMENT NOMINAL SIMPANAN

Tabel 5 Total Simpanan Berdasarkan Segmen Nominal dan Valuta												
Nominal Simpanan	Agust-14				Sep-14				Δ			
	Rekening	%	Nominal (Rp Miliar)	%	Rekening	%	Nominal (Rp Miliar)	%	Δ Rekening	%	Δ Nominal (Rp Miliar)	%
N ≤ 100 Jt	150.693.163	97,75%	583.984	14,92%	151.506.279	97,75%	585.941	14,41%	813.116	0,54%	1.957	0,34%
Rupiah	149.919.638	99,49%	569.886	97,59%	150.731.222	99,49%	571.734	97,58%	811.584	0,54%	1.848	0,32%
Valas	773.525	0,51%	14.099	2,41%	775.057	0,51%	14.207	2,42%	1.532	0,20%	109	0,77%
100 Jt < N ≤ 200 Jt	1.558.235	1,01%	217.612	5,56%	1.568.023	1,01%	217.903	5,36%	9.788	0,63%	290	0,13%
Rupiah	1.450.218	93,07%	202.700	93,15%	1.460.202	93,12%	202.896	93,11%	9.984	0,69%	195	0,10%
Valas	108.017	6,93%	14.912	6,85%	107.821	6,88%	15.007	6,89%	(196)	-0,18%	95	0,64%
200 Jt < N ≤ 500 Jt	1.042.395	0,68%	336.579	8,60%	1.047.308	0,68%	338.316	8,32%	4.913	0,47%	1.738	0,52%
Rupiah	950.712	91,20%	307.724	91,43%	955.153	91,20%	309.182	91,39%	4.441	0,47%	1.459	0,47%
Valas	91.683	8,80%	28.855	8,57%	92.155	8,80%	29.134	8,61%	472	0,51%	279	0,97%
500 Jt < N ≤ 1 M	443.674	0,29%	329.254	8,41%	449.173	0,29%	333.333	8,20%	5.499	1,24%	4.080	1,24%
Rupiah	397.095	89,50%	297.165	90,25%	402.745	89,66%	301.199	90,36%	5.650	1,42%	4.034	1,36%
Valas	46.579	10,50%	32.089	9,75%	46.428	10,34%	32.134	9,64%	(151)	-0,32%	45	0,14%
1 M < N ≤ 2 M	226.211	0,15%	317.004	8,10%	230.575	0,15%	322.568	7,93%	4.364	1,93%	5.564	1,76%
Rupiah	197.265	87,20%	277.785	87,63%	201.775	87,51%	283.183	87,79%	4.510	2,29%	5.398	1,94%
Valas	28.946	12,80%	39.218	12,37%	28.800	12,49%	39.384	12,21%	(146)	-0,50%	166	0,42%
2 M < N ≤ 5 M	120.252	0,08%	379.189	9,69%	123.076	0,08%	387.336	9,53%	2.824	2,35%	8.147	2,15%
Rupiah	102.577	85,30%	325.019	85,71%	105.674	85,86%	333.623	86,13%	3.097	3,02%	8.604	2,65%
Valas	17.675	14,70%	54.170	14,29%	17.402	14,14%	53.713	13,87%	(273)	-1,54%	(457)	-0,84%
N > 5 M	70.677	0,05%	1.750.220	44,72%	73.500	0,05%	1.881.088	46,26%	2.823	3,99%	130.868	7,48%
Rupiah	55.815	78,97%	1.302.144	74,40%	58.559	79,67%	1.405.439	74,71%	2.744	4,92%	103.294	7,93%
Valas	14.862	21,03%	448.076	25,60%	14.941	20,33%	475.649	25,29%	79	0,53%	27.574	6,15%
Total	154.154.607	100,00%	3.913.842	100,00%	154.997.934	100,00%	4.066.486	100,00%	843.327	0,55%	152.644	3,90%
Rupiah	153.073.320	99,30%	3.282.423	83,87%	153.915.330	99,30%	3.407.256	83,79%	842.010	0,55%	124.833	3,80%
Valas	1.081.287	0,70%	631.418	16,13%	1.082.604	0,70%	659.229	16,21%	1.317	0,12%	27.811	4,40%

Keterangan: Prosentase simpanan pada masing-masing segmen nominal simpanan merupakan prosentase terhadap total simpanan

Tabel 6												
DPK Berdasarkan Segmen Nominal dan Valuta												
Nominal Simpanan	Agust-14				Sep-14				Δ			
	Rekening	%	Nominal (Rp Miliar)	%	Rekening	%	Nominal (Rp Miliar)	%	Δ Rekening	%	Δ Nominal (Rp Miliar)	%
N ≤ 100 Jt	150.680.494	97,76%	583.655	15,18%	151.493.852	97,75%	585.621	14,69%	813.358	0,54%	1.966	0,34%
Rupiah	149.907.088	99,49%	569.558	97,58%	150.718.920	99,49%	571.416	97,57%	811.832	0,54%	1.858	0,33%
Valas	773.406	0,51%	14.096	2,42%	774.932	0,51%	14.205	2,43%	1.526	0,20%	108	0,77%
100 Jt < N ≤ 200 Jt	1.555.536	1,01%	217.213	5,65%	1.565.256	1,01%	217.493	5,46%	9.720	0,62%	280	0,13%
Rupiah	1.447.543	93,06%	202.304	93,14%	1.457.464	93,11%	202.490	93,10%	9.921	0,69%	186	0,09%
Valas	107.993	6,94%	14.908	6,86%	107.792	6,89%	15.003	6,90%	(201)	-0,19%	94	0,63%
200 Jt < N ≤ 500 Jt	1.039.074	0,67%	335.421	8,72%	1.043.910	0,67%	337.125	8,46%	4.836	0,47%	1.704	0,51%
Rupiah	947.419	91,18%	306.576	91,40%	951.787	91,18%	308.002	91,36%	4.368	0,46%	1.426	0,47%
Valas	91.655	8,82%	28.845	8,60%	92.123	8,82%	29.123	8,64%	468	0,51%	278	0,96%
500 Jt < N ≤ 1 M	441.223	0,29%	327.278	8,51%	446.613	0,29%	331.240	8,31%	5.390	1,22%	3.962	1,21%
Rupiah	394.678	89,45%	295.213	90,20%	400.215	89,61%	299.127	90,31%	5.537	1,40%	3.915	1,33%
Valas	46.545	10,55%	32.065	9,80%	46.398	10,39%	32.113	9,69%	(147)	-0,32%	48	0,15%
1 M < N ≤ 2 M	224.910	0,15%	315.065	8,19%	229.227	0,15%	320.567	8,04%	4.317	1,92%	5.502	1,75%
Rupiah	195.991	87,14%	275.886	87,56%	200.453	87,45%	281.219	87,73%	4.462	2,28%	5.334	1,93%
Valas	28.919	12,86%	39.179	12,44%	28.774	12,55%	39.348	12,27%	(145)	-0,50%	169	0,43%
2 M < N ≤ 5 M	119.212	0,08%	375.611	9,77%	122.038	0,08%	383.763	9,63%	2.826	2,37%	8.153	2,17%
Rupiah	101.568	85,20%	321.534	85,60%	104.669	85,77%	330.154	86,03%	3.101	3,05%	8.619	2,68%
Valas	17.644	14,80%	54.076	14,40%	17.369	14,23%	53.609	13,97%	(275)	-1,56%	(467)	-0,86%
N > 5 M	69.572	0,05%	1.691.818	43,99%	72.237	0,05%	1.810.760	45,42%	2.665	3,83%	118.942	7,03%
Rupiah	54.846	78,83%	1.252.019	74,00%	57.435	79,51%	1.342.926	74,16%	2.589	4,72%	90.907	7,26%
Valas	14.726	21,17%	439.799	26,00%	14.802	20,49%	467.834	25,84%	76	0,52%	28.035	6,37%
Total	154.130.021	100,00%	3.846.060	100,00%	154.973.133	100,00%	3.986.569	100,00%	843.112	0,55%	140.510	3,65%
Rupiah	153.049.133	99,30%	3.223.090	83,80%	153.890.943	99,30%	3.335.334	83,66%	841.810	0,55%	112.244	3,48%
Valas	1.080.888	0,70%	622.970	16,20%	1.082.190	0,70%	651.235	16,34%	1.302	0,12%	28.265	4,54%

Keterangan: Prosentase simpanan pada masing-masing segmen nominal simpanan merupakan prosentase terhadap total simpanan

Simpanan Dari Bank Lain Berdasarkan Segmen Nominal dan Valuta												
Nominal Simpanan	Agust-14				Sep-14				Δ			
	Rekening	%	Nominal (Rp Miliar)	%	Rekening	%	Nominal (Rp Miliar)	%	Δ Rekening	%	Δ Nominal (Rp Miliar)	%
N ≤ 100 Jt	12.669	51,53%	330	0,49%	12.427	50,11%	320	0,40%	(242)	-1,91%	(9)	-2,85%
Rupiah	12.550	99,06%	327	99,24%	12.302	98,99%	317	99,13%	(248)	-1,98%	(10)	-2,96%
Valas	119	0,94%	3	0,76%	125	1,01%	3	0,87%	6	5,04%	0	11,01%
100 Jt < N ≤ 200 Jt	2.699	10,98%	400	0,59%	2.767	11,16%	410	0,51%	68	2,52%	10	2,51%
Rupiah	2.675	99,11%	396	99,09%	2.738	98,95%	405	98,97%	63	2,36%	9	2,39%
Valas	24	0,89%	4	0,91%	29	1,05%	4	1,03%	5	20,83%	1	15,90%
200 Jt < N ≤ 500 Jt	3.321	13,51%	1.158	1,71%	3.398	13,70%	1.192	1,49%	77	2,32%	34	2,89%
Rupiah	3.293	99,16%	1.148	99,14%	3.366	99,06%	1.181	99,10%	73	2,22%	33	2,85%
Valas	28	0,84%	10	0,86%	32	0,94%	11	0,90%	4	14,29%	1	7,85%
500 Jt < N ≤ 1 M	2.451	9,97%	1.976	2,91%	2.560	10,32%	2.093	2,62%	109	4,45%	118	5,95%
Rupiah	2.417	98,61%	1.952	98,80%	2.530	98,83%	2.072	98,97%	113	4,68%	120	6,13%
Valas	34	1,39%	24	1,20%	30	1,17%	21	1,03%	(4)	-11,76%	(2)	-9,30%
1 M < N ≤ 2 M	1.301	5,29%	1.939	2,86%	1.348	5,44%	2.001	2,50%	47	3,61%	62	3,19%
Rupiah	1.274	97,92%	1.900	97,99%	1.322	98,07%	1.964	98,19%	48	3,77%	65	3,40%
Valas	27	2,08%	39	2,01%	26	1,93%	36	1,81%	(1)	-3,70%	(3)	-7,06%
2 M < N ≤ 5 M	1.040	4,23%	3.578	5,28%	1.038	4,19%	3.573	4,47%	(2)	-0,19%	(5)	-0,15%
Rupiah	1.009	97,02%	3.485	97,39%	1.005	96,82%	3.469	97,10%	(4)	-0,40%	(16)	-0,45%
Valas	31	2,98%	93	2,61%	33	3,18%	104	2,90%	2	6,45%	10	10,94%
N > 5 M	1.105	4,49%	58.402	86,16%	1.263	5,09%	70.328	88,00%	158	14,30%	11.926	20,42%
Rupiah	969	87,69%	50.126	85,83%	1.124	88,99%	62.513	88,89%	155	16,00%	12.387	24,71%
Valas	136	12,31%	8.276	14,17%	139	11,01%	7.815	11,11%	3	2,21%	(461)	-5,57%
Total	24.586	100,00%	67.782	100,00%	24.801	100,00%	79.916	100,00%	215	0,87%	12.134	17,90%
Rupiah	24.187	98,38%	59.333	87,54%	24.387	98,33%	71.922	90,00%	200	0,83%	12.588	21,22%
Valas	399	1,62%	8.448	12,46%	414	1,67%	7.994	10,00%	15	3,76%	(454)	-5,37%

Keterangan: Prosentase simpanan pada masing-masing segmen nominal simpanan merupakan prosentase terhadap total simpanan

IV. DISTRIBUSI SIMPANAN BERDASARKAN BESARAN NILAI SIMPANAN YANG DIJAMIN

Tabel 8												
Total Simpanan Berdasarkan Besaran Nilai Simpanan yang Dijamin dan Valuta												
Nominal Simpanan	Jul-14				Agust-14				Δ			
	Rekening	%	Nominal (Rp Miliar)	%	Rekening	%	Nominal (Rp Miliar)	%	Δ Rekening	%	Δ Nominal (Rp Miliar)	%
N ≤ 2 M	153.963.678	99,88%	1.784.433	45,59%	154.801.358	99,87%	1.798.061	44,22%	837.680	0,54%	13.629	0,76%
Rupiah	152.914.928	99,32%	1.655.260	92,76%	153.751.097	99,32%	1.668.194	92,78%	836.169	0,55%	12.935	0,78%
Valas	1.048.750	0,68%	129.173	7,24%	1.050.261	0,68%	129.867	7,22%	1.511	0,14%	694	0,54%
N > 2 M	190.929	0,12%	2.129.409	54,41%	196.576	0,13%	2.268.424	55,78%	5.647	2,96%	139.015	6,53%
Rupiah	158.392	82,96%	1.627.164	76,41%	164.233	83,55%	1.739.062	76,66%	5.841	3,69%	111.898	6,88%
Valas	32.537	17,04%	502.245	23,59%	32.343	16,45%	529.362	23,34%	(194)	-0,60%	27.117	5,40%
Total	154.154.607	100,00%	3.913.842	100,00%	154.997.934	100,00%	4.066.486	100,00%	843.327	0,55%	152.644	3,90%
Rupiah	153.073.320	99,30%	3.282.423	83,87%	153.915.330	99,30%	3.407.256	83,79%	842.010	0,55%	124.833	3,80%
Valas	1.081.287	0,70%	631.418	16,13%	1.082.604	0,70%	659.229	16,21%	1.317	0,12%	27.811	4,40%

Keterangan: Prosentase simpanan pada masing-masing segmen nominal simpanan merupakan prosentase terhadap total simpanan

Tabel 9												
DPK Berdasarkan Besaran Nilai Simpanan yang Dijamin dan Valuta												
Nominal Simpanan	Jul-14				Agust-14				Δ			
	Rekening	%	Nominal (Rp Miliar)	%	Rekening	%	Nominal (Rp Miliar)	%	Δ Rekening	%	Δ Nominal (Rp Miliar)	%
N ≤ 2 M	153.941.237	99,88%	1.778.631	46,25%	154.778.858	99,87%	1.792.046	44,95%	837.621	0,54%	13.415	0,75%
Rupiah	152.892.719	99,32%	1.649.537	92,74%	153.728.839	99,32%	1.662.255	92,76%	836.120	0,55%	12.718	0,77%
Valas	1.048.518	0,68%	129.094	7,26%	1.050.019	0,68%	129.791	7,24%	1.501	0,14%	697	0,54%
N > 2 M	188.784	0,12%	2.067.429	53,75%	194.275	0,13%	2.194.523	55,05%	5.491	2,91%	127.095	6,15%
Rupiah	156.414	82,85%	1.573.553	76,11%	162.104	83,44%	1.673.080	76,24%	5.690	3,64%	99.527	6,32%
Valas	32.370	17,15%	493.876	23,89%	32.171	16,56%	521.444	23,76%	(199)	-0,61%	27.568	5,58%
Total	154.130.021	100,00%	3.846.060	100,00%	154.973.133	100,00%	3.986.569	100,00%	843.112	0,55%	140.510	3,65%
Rupiah	153.049.133	99,30%	3.223.090	83,80%	153.890.943	99,30%	3.335.334	83,66%	841.810	0,55%	112.244	3,48%
Valas	1.080.888	0,70%	622.970	16,20%	1.082.190	0,70%	651.235	16,34%	1.302	0,12%	28.265	4,54%

Keterangan: Prosentase simpanan pada masing-masing segmen nominal simpanan merupakan prosentase terhadap total simpanan

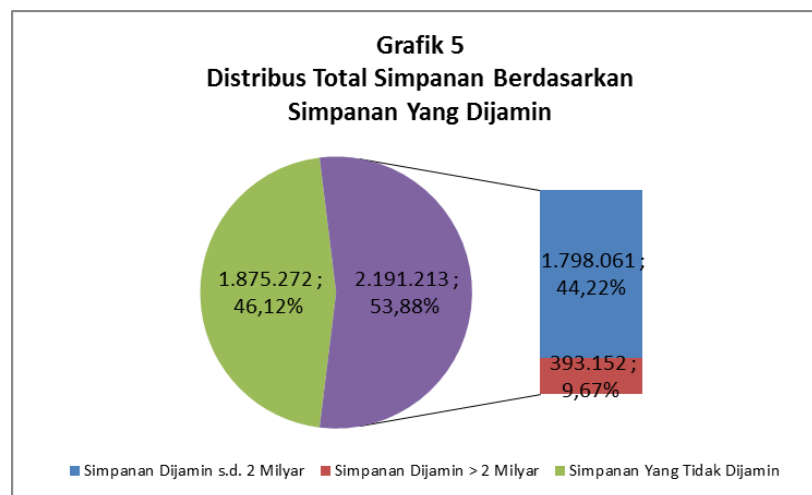
Tabel 10												
Simpanan Dari Bank Lain Berdasarkan Besaran Nilai Simpanan yang Dijamin dan Valuta												
Nominal Simpanan	Jul-14				Agust-14				Δ			
	Rekening	%	Nominal (Rp Miliar)	%	Rekening	%	Nominal (Rp Miliar)	%	Δ Rekening	%	Δ Nominal (Rp Miliar)	%
N ≤ 2 M	22.441	91,28%	5.802	8,56%	22.500	90,72%	6.015	7,53%	59	0,26%	214	3,68%
Rupiah	22.209	98,97%	5.723	98,64%	22.258	98,92%	5.940	98,75%	49	0,22%	217	3,79%
Valas	232	1,03%	79	1,36%	242	1,08%	75	1,25%	10	4,31%	(3)	-4,21%
N > 2 M	2.145	8,72%	61.980	91,44%	2.301	9,28%	73.901	92,47%	156	7,27%	11.921	19,23%
Rupiah	1.978	92,21%	53.611	86,50%	2.129	92,52%	65.982	89,28%	151	7,63%	12.372	23,08%
Valas	167	7,79%	8.370	13,50%	172	7,48%	7.919	10,72%	5	2,99%	(451)	-5,39%
Total	24.586	100,00%	67.782	100,00%	24.801	100,00%	79.916	100,00%	215	0,87%	12.134	17,90%
Rupiah	24.187	98,38%	59.333	87,54%	24.387	98,33%	71.922	90,00%	200	0,83%	12.588	21,22%
Valas	399	1,62%	8.448	12,46%	414	1,67%	7.994	10,00%	15	3,76%	(454)	-5,37%

Keterangan: Prosentase simpanan pada masing-masing segmen nominal simpanan merupakan prosentase terhadap total simpanan

V. DISTRIBUSI SIMPANAN YANG DIJAMIN

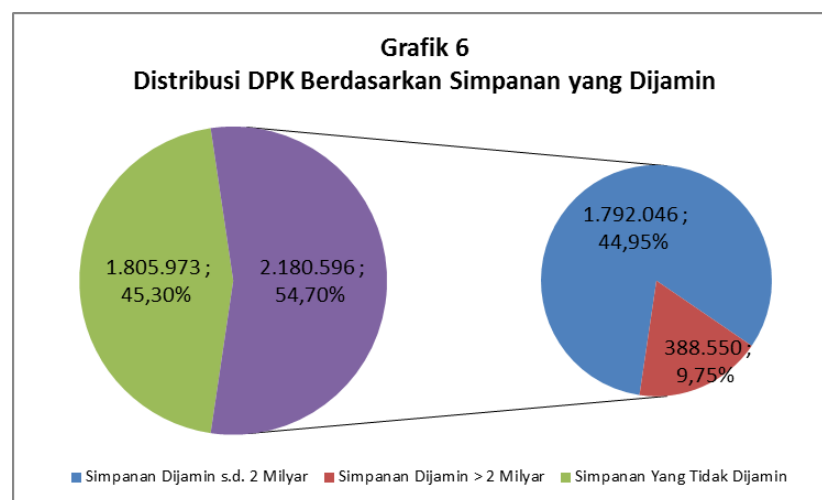
Tabel 11 Total Simpanan Berdasarkan Simpanan Yang Dijamin dan Valuta												
Nominal Simpanan	Jul-14				Agust-14				Δ			
	Rekening	%	Nominal (Rp Miliar)	%	Rekening	%	Nominal (Rp Miliar)	%	Δ Rekening	%	Δ Nominal (Rp Miliar)	%
N ≤ 2 M	153.963.678	99,88%	1.784.433	82,37%	154.801.358	99,87%	1.798.061	82,06%	837.680	0,54%	13.629	0,76%
Rupiah	152.914.928	99,32%	1.655.260	92,76%	153.751.097	99,32%	1.668.194	92,78%	836.169	0,55%	12.935	0,78%
Valas	1.048.750	0,68%	129.173	7,24%	1.050.261	0,68%	129.867	7,22%	1.511	0,14%	694	0,54%
N > 2 M	190.929	0,12%	381.858	17,63%	196.576	0,13%	393.152	17,94%	5.647	2,96%	11.294	2,96%
Rupiah	158.392	82,96%	316.784	82,96%	164.233	83,55%	328.466	83,55%	5.841	3,69%	11.682	3,69%
Valas	32.537	17,04%	65.074	17,04%	32.343	16,45%	64.686	16,45%	(194)	-0,60%	(388)	-0,60%
Total	154.154.607	100,00%	2.166.291	100,00%	154.997.934	100,00%	2.191.213	100,00%	843.327	0,55%	24.923	1,15%
Rupiah	153.073.320	99,30%	1.972.044	91,03%	153.915.330	99,30%	1.996.660	91,12%	842.010	0,55%	24.617	1,25%
Valas	1.081.287	0,70%	194.247	8,97%	1.082.604	0,70%	194.553	8,88%	1.317	0,12%	306	0,16%

Keterangan: Prosentase simpanan pada masing-masing segmen nominal simpanan merupakan prosentase terhadap total simpanan



Tabel 12												
DPK berdasarkan Simpanan yang Dijamin dan Valuta												
Nominal Simpanan	Jul-14				Agust-14				Δ			
	Rekening	%	Nominal (Rp Miliar)	%	Rekening	%	Nominal (Rp Miliar)	%	Δ Rekening	%	Δ Nominal (Rp Miliar)	%
N ≤ 2 M	153.941.237	99,88%	1.778.631	82,49%	154.778.858	99,87%	1.792.046	82,18%	837.621	0,54%	13.415	0,75%
Rupiah	152.892.719	99,32%	1.649.537	92,74%	153.728.839	99,32%	1.662.255	92,76%	836.120	0,55%	12.718	0,77%
Valas	1.048.518	0,68%	129.094	7,26%	1.050.019	0,68%	129.791	7,24%	1.501	0,14%	697	0,54%
N > 2 M	188.784	0,12%	377.568	17,51%	194.275	0,13%	388.550	17,82%	5.491	2,91%	10.982	2,91%
Rupiah	156.414	82,85%	312.828	82,85%	162.104	83,44%	324.208	83,44%	5.690	3,64%	11.380	3,64%
Valas	32.370	17,15%	64.740	17,15%	32.171	16,56%	64.342	16,56%	(199)	-0,61%	(398)	-0,61%
Total	154.130.021	100,00%	2.156.199	100,00%	154.973.133	100,00%	2.180.596	100,00%	843.112	0,55%	24.397	1,13%
Rupiah	153.049.133	99,30%	1.962.365	91,01%	153.890.943	99,30%	1.986.463	91,10%	841.810	0,55%	24.098	1,23%
Valas	1.080.888	0,70%	193.834	8,99%	1.082.190	0,70%	194.133	8,90%	1.302	0,12%	299	0,15%

Keterangan: Prosentase simpanan pada masing-masing segmen nominal simpanan merupakan prosentase terhadap total simpanan



Tabel 13 Simpanan Dari Bank Lain Berdasarkan Simpanan Yang Dijamin dan Valuta												
Nominal Simpanan	Jul-14				Agust-14				Δ			
	Rekening	%	Nominal (Rp Miliar)	%	Rekening	%	Nominal (Rp Miliar)	%	Δ Rekening	%	Δ Nominal (Rp Miliar)	%
N ≤ 2 M	22.441	91,28%	5.802	57,49%	22.500	90,72%	6.015	56,66%	59	0,26%	214	3,68%
Rupiah	22.209	98,97%	5.723	98,64%	22.258	98,92%	5.940	98,75%	49	0,22%	217	3,79%
Valas	232	1,03%	79	1,36%	242	1,08%	75	1,25%	10	4,31%	(3)	-4,21%
N > 2 M	2.145	8,72%	4.290	42,51%	2.301	9,28%	4.602	43,34%	156	7,27%	312	7,27%
Rupiah	1.978	92,21%	3.956	92,21%	2.129	92,52%	4.258	92,52%	151	7,63%	302	7,63%
Valas	167	7,79%	334	7,79%	172	7,48%	344	7,48%	5	2,99%	10	2,99%
Total	24.586	100,00%	10.092	100,00%	24.801	100,00%	10.617	100,00%	215	0,87%	526	5,21%
Rupiah	24.187	98,38%	9.679	95,91%	24.387	98,33%	10.198	96,05%	200	0,83%	519	5,36%
Valas	399	1,62%	413	4,09%	414	1,67%	419	3,95%	15	3,76%	7	1,62%

Keterangan: Prosentase simpanan pada masing-masing segmen nominal simpanan merupakan prosentase terhadap total simpanan

