



LEMBAGA  
PENJAMIN  
SIMPANAN

Indonesia  
Deposit  
Insurance  
Corporation

# Distribusi Simpanan Bank Umum

**Agustus 2015**

## DAFTAR ISI

Keterangan		2
I. Pertumbuhan Total Simpanan dan Jumlah Rekening pada Bank Umum		3
Total Simpanan dan Jumlah Rekening	Tabel 1	3
Pertumbuhan Total Simpanan dan Jumlah Rekening	Grafik 1	3
Tabel Pertumbuhan Simpanan dan Jumlah Rekening Year on Year	Tabel 1.1	4
II. Distribusi Simpanan Berdasarkan Jenis Simpanan dan Valuta		4
Total Simpanan Berdasarkan Jenis Simpanan dan Valuta	Tabel 2	5
Distribusi Total Simpanan Berdasarkan Jenis Simpanan	Grafik 2a	6
Distribusi Total Rekening Berdasarkan Jenis Simpanan	Grafik 2b	6
DPK Berdasarkan Jenis Simpanan dan Valuta	Tabel 3	7
Distribusi Nominal DPK berdasarkan Jenis Simpanan	Grafik 3a	8
Distribusi Rekening DPK berdasarkan Jenis Simpanan	Grafik 3b	8
Simpanan Dari Bank Lain Berdasarkan Jenis Simpanan dan Valuta	Tabel 4	9
Distribusi Nominal Simpanan dari Bank Lain berdasarkan Jenis Simpanan	Grafik 4a	10
Distribusi Rekening Simpanan dari Bank Lain berdasarkan Jenis Simpanan	Grafik 4b	10
III. Distribusi Simpanan Berdasarkan Segmen Nominal Simpanan		11
Total Simpanan Berdasarkan Segmen Nominal dan Valuta	Tabel 5	11
DPK Berdasarkan segmen Nominal dan Valuta	Tabel 6	12
Simpanan dari Bank Lain berdasarkan segmen Nominal dan Valuta	Tabel 7	13
IV. Distribusi Simpanan Berdasarkan Besaran Nilai Simpanan yang Dijamin dan Valuta		14
Total Simpanan berdasarkan Besaran Nilai Simpanan yang Dijamin dan Valuta	Tabel 8	14
DPK berdasarkan Besaran Nilai Simpanan yang Dijamin dan Valuta	Tabel 9	15
Simpanan dari Bank Lain berdasarkan Besaran Nilai Simpanan yang Dijamin dan Valuta	Tabel 10	16
V. Distribusi Simpanan Yang Dijamin dan Valuta		17
Total Simpanan berdasarkan Simpanan yang Dijamin dan Valuta	Tabel 11	17
DPK berdasarkan Simpanan yang Dijamin dan Valuta	Tabel 12	18
Simpanan dari Bank Lain berdasarkan Simpanan yang Dijamin dan Valuta	Tabel 13	19
Distribusi Total Simpanan berdasarkan Simpanan yang Dijamin	Grafik 5	17
Distribusi DPK berdasarkan Simpanan yang Dijamin dan Valuta	Grafik 6	18
Distribusi Simpanan dari Bank Lain berdasarkan Simpanan yang Dijamin dan Valuta	Grafik 7	19

## KETERANGAN

### Sumber Data

Data yang digunakan bersumber dari Laporan Posisi Simpanan yang disampaikan oleh bank umum kepada Lembaga Penjamin Simpanan.

Jumlah bank umum:

- a. Bank Umum Konvensional : 106
- b. Bank Umum Syariah : 12

### Definisi

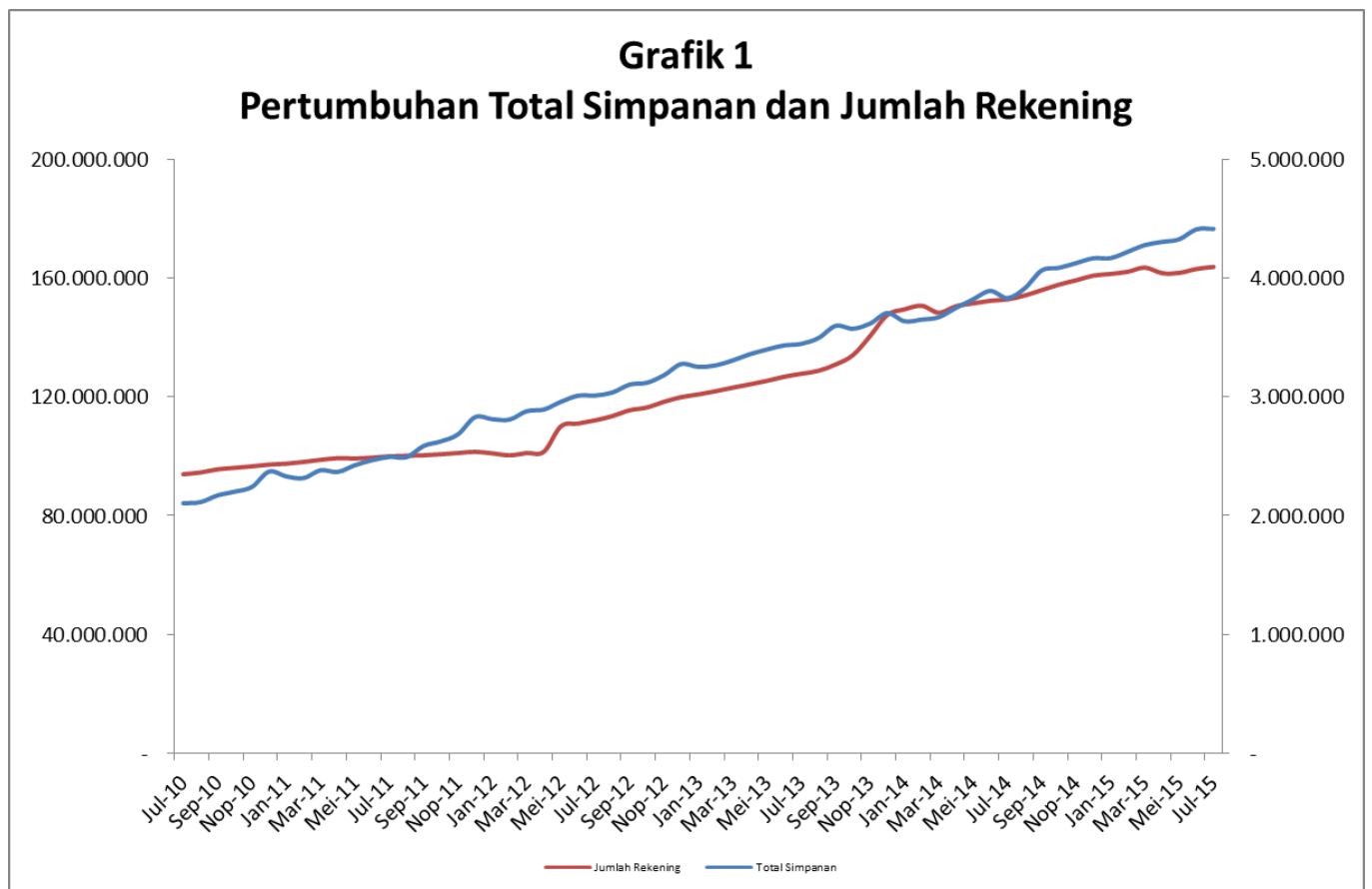
*Simpanan* meliputi Dana Pihak Ketiga dan simpanan dari bank lain.

*Simpanan Yang Dijamin* meliputi: a. seluruh simpanan yang nominalnya  $\leq$  Rp2 Miliar; b. proporsi simpanan yang dijamin (Rp2 Miliar) dari seluruh simpanan dengan nominal di atas Rp2 Miliar.

*Besaran Nilai Simpanan Yang Dijamin* adalah Rp2 Milyar per nasabah per bank sebagaimana diatur dalam Peraturan Pemerintah No. 66 Tahun 2008.

# I. PERTUMBUHAN TOTAL SIMPANAN DAN JUMLAH REKENING PADA BANK UMUM

Tabel 1										
Total Simpanan dan Jumlah Rekening										
Bulan	2011		2012		2013		2014		2015	
	Rekening	Nominal (Rp Miliar)	Rekening	Nominal (Rp Miliar)	Rekening	Nominal (Rp Miliar)	Rekening	Nominal (Rp Miliar)	Rekening	Nominal (Rp Miliar)
Januari	97.500.965	2.330.580	100.995.991	2.812.389	120.846.777	3.253.000	149.497.368	3.637.382	161.428.538	4.168.959
Februari	98.091.890	2.316.085	100.339.507	2.809.349	121.930.266	3.265.247	150.736.549	3.651.574	162.168.103	4.222.462
Maret	98.809.698	2.381.978	101.097.601	2.879.534	123.124.821	3.307.495	148.368.993	3.671.553	163.591.483	4.279.063
April	99.360.056	2.368.030	101.531.209	2.894.013	124.229.263	3.360.138	150.569.712	3.749.915	161.703.786	4.305.688
Mei	99.237.439	2.424.450	110.120.237	2.958.972	125.424.329	3.399.580	151.524.433	3.822.525	161.794.457	4.328.166
Juni	99.553.678	2.467.294	111.011.366	3.010.181	126.795.614	3.434.159	152.393.227	3.893.057	163.120.385	4.411.686
Juli	99.992.834	2.494.706	112.124.718	3.011.850	127.809.412	3.447.375	152.873.517	3.832.573	163.802.233	4.415.367
Agustus	100.162.979	2.492.507	113.534.001	3.037.803	128.817.609	3.496.756	154.154.607	3.913.842	165.008.233	4.450.892
September	100.324.722	2.586.980	115.525.552	3.104.251	130.943.737	3.599.133	155.988.838	4.066.085		
Oktober	100.681.831	2.625.158	116.426.607	3.119.552	134.082.846	3.574.573	157.844.204	4.087.348		
Nopember	101.115.423	2.684.747	118.364.092	3.182.867	140.527.064	3.617.855	159.287.812	4.127.436		
Desember	101.503.564	2.830.323	119.917.930	3.277.154	147.626.510	3.706.609	160.881.757	4.168.558		



Tabel 1.1 Pertumbuhan Total Simpanan dan Jumlah Rekening Year On Year						
Tahun	Rekening	Nominal (Rp Miliar)	Rekening		Nominal	
			$\Delta$	% $\Delta$	$\Delta$ (Rp Milyar)	% $\Delta$
2010	97.204.863	2.370.983	14.478.933	17,50%	602.367	34,06%
2011	101.503.564	2.830.323	4.298.701	4,42%	459.340	19,37%
2012	119.917.930	3.277.154	18.414.366	18,14%	446.832	15,79%
2013	147.626.510	3.706.609	27.708.580	23,11%	429.455	13,10%
2014	160.881.757	4.168.558	13.255.247	8,98%	461.949	12,46%
2015*)	165.008.233	4.450.892	4.126.476	2,56%	282.334	6,77%

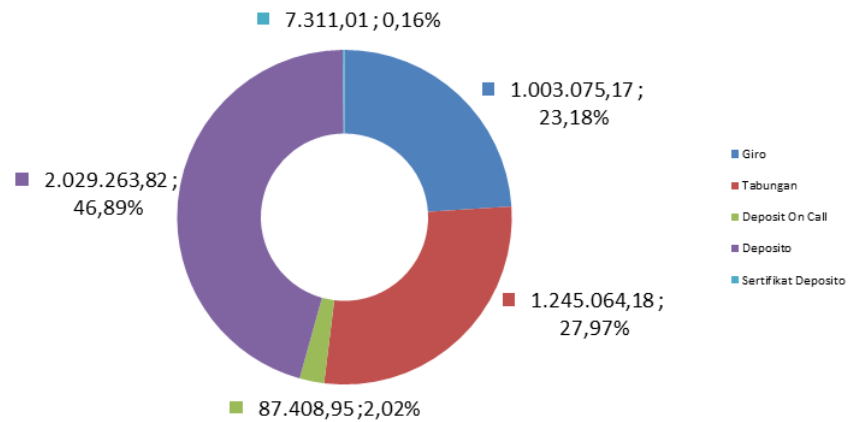
\*) Data sampai dengan Agustus 2015

## II. DISTRIBUSI SIMPANAN BERDASARKAN JENIS SIMPANAN

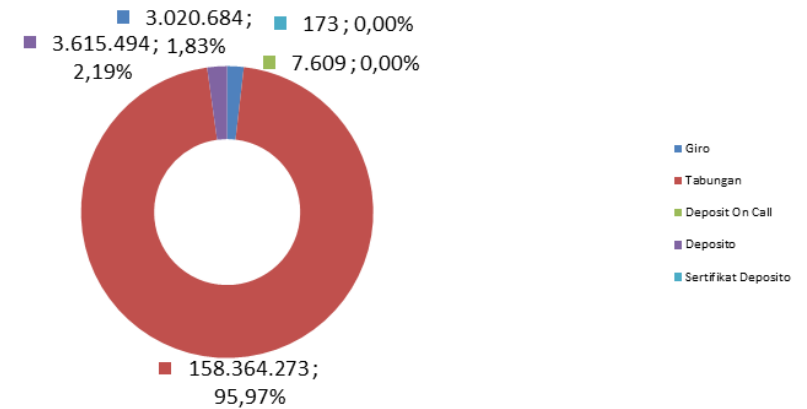
Tabel 2 Total Simpanan Berdasarkan Jenis Simpanan dan Valuta												
Jenis Simpanan	Jul-15				Agust-15				Δ			
	Rekening	%	Nominal (Rp Miliar)	%	Rekening	%	Nominal (Rp Miliar)	%	Δ Rekening	%	Δ Nominal (Rp Miliar)	%
<b>Giro</b>	<b>2.968.741</b>	<b>1,81%</b>	<b>1.038.703</b>	<b>23,52%</b>	<b>3.020.684</b>	<b>1,83%</b>	<b>1.067.083</b>	<b>23,97%</b>	<b>51.943</b>	<b>1,75%</b>	<b>28.381</b>	<b>2,73%</b>
Rupiah	2.704.953	91,11%	691.538	66,58%	2.756.959	91,27%	704.799	66,05%	52.006	1,92%	13.261	1,92%
Valas	263.788	8,89%	347.165	33,42%	263.725	8,73%	362.285	33,95%	(63)	-0,02%	15.120	4,36%
<b>Tabungan</b>	<b>157.193.698</b>	<b>95,97%</b>	<b>1.249.849</b>	<b>28,31%</b>	<b>158.364.273</b>	<b>95,97%</b>	<b>1.245.064</b>	<b>27,97%</b>	<b>1.170.575</b>	<b>0,74%</b>	<b>(4.785)</b>	<b>-0,38%</b>
Rupiah	156.529.095	99,58%	1.145.497	91,65%	157.685.479	99,57%	1.136.101	91,25%	1.156.384	0,74%	(9.395)	-0,82%
Valas	664.603	0,42%	104.352	8,35%	678.794	0,43%	108.963	8,75%	14.191	2,14%	4.610	4,42%
<b>Deposit on Call</b>	<b>3.771</b>	<b>0,00%</b>	<b>91.473</b>	<b>2,07%</b>	<b>7.609</b>	<b>0,00%</b>	<b>105.792</b>	<b>2,38%</b>	<b>3.838</b>	<b>101,78%</b>	<b>14.319</b>	<b>15,65%</b>
Rupiah	3.335	88,44%	76.373	83,49%	6.594	86,66%	92.145	87,10%	3.259	97,72%	15.772	20,65%
Valas	436	11,56%	15.100	16,51%	1.015	13,34%	13.648	12,90%	579	132,80%	(1.453)	-9,62%
<b>Deposito</b>	<b>3.635.777</b>	<b>2,22%</b>	<b>2.027.410</b>	<b>45,92%</b>	<b>3.615.494</b>	<b>2,19%</b>	<b>2.025.641</b>	<b>45,51%</b>	<b>(20.283)</b>	<b>-0,56%</b>	<b>(1.768)</b>	<b>-0,09%</b>
Rupiah	3.475.501	95,59%	1.720.555	84,86%	3.454.517	95,55%	1.716.088	84,72%	(20.984)	-0,60%	(4.467)	-0,26%
Valas	160.276	4,41%	306.854	15,14%	160.977	4,45%	309.553	15,28%	701	0,44%	2.699	0,88%
<b>Sertifikat Deposito</b>	<b>246</b>	<b>0,00%</b>	<b>7.932</b>	<b>0,18%</b>	<b>173</b>	<b>0,00%</b>	<b>7.311</b>	<b>0,16%</b>	<b>(73)</b>	<b>-29,67%</b>	<b>(621)</b>	<b>-7,83%</b>
Rupiah	246	0,00%	7.932	100,00%	173	0,00%	7.311	100,00%	(73)	-29,67%	(621)	-7,83%
Valas	-	0,00%	-	0,00%	-	0,00%	-	0,00%	0	0,00%	0	0,00%
<b>Total</b>	<b>163.802.233</b>	<b>100,00%</b>	<b>4.415.367</b>	<b>100,00%</b>	<b>165.008.233</b>	<b>100,00%</b>	<b>4.450.892</b>	<b>100,00%</b>	<b>1.206.000</b>	<b>0,74%</b>	<b>35.525</b>	<b>0,80%</b>
Rupiah	162.713.130	99,34%	3.641.895	82,48%	163.903.722	99,33%	3.656.444	82,15%	1.190.592	0,73%	14.549	0,40%
Valas	1.089.103	0,66%	773.472	17,52%	1.104.511	0,67%	794.448	17,85%	15.408	1,41%	20.976	2,71%

Keterangan: Prosentase simpanan pada masing-masing jenis simpanan merupakan prosentase terhadap total simpanan

**Grafik 2a**  
**Distribusi Total Simpanan Berdasarkan Jenis Simpanan**



**Grafik 2b**  
**Distribusi Jumlah Rekening Berdasarkan Jenis Simpanan**

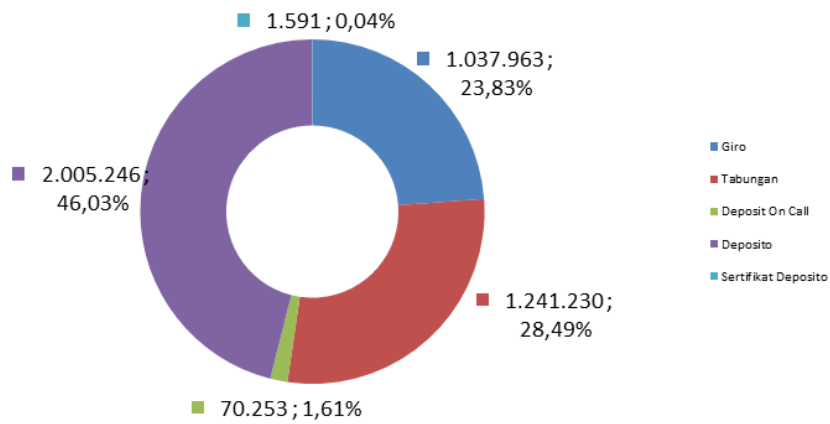


Tabel 3												
DPK Berdasarkan Jenis Simpanan dan Valuta												
Jenis Simpanan	Jul-15				Agust-15				Δ			
	Rekening	%	Nominal (Rp Miliar)	%	Rekening	%	Nominal (Rp Miliar)	%	Δ Rekening	%	Δ Nominal (Rp Miliar)	%
<b>Giro</b>	<b>2.958.273</b>	<b>1,81%</b>	<b>1.009.696</b>	<b>23,38%</b>	<b>3.009.999</b>	<b>1,82%</b>	<b>1.037.963</b>	<b>23,83%</b>	<b>51.726</b>	<b>1,75%</b>	<b>28.266</b>	<b>2,80%</b>
Rupiah	2.694.870	91,10%	672.650	66,62%	2.746.658	91,25%	685.450	66,04%	51.788	1,92%	12.800	1,90%
Valas	263.403	8,90%	337.047	33,38%	263.341	8,75%	352.513	33,96%	(62)	-0,02%	15.466	4,59%
<b>Tabungan</b>	<b>157.187.402</b>	<b>95,98%</b>	<b>1.246.247</b>	<b>28,86%</b>	<b>158.357.996</b>	<b>95,98%</b>	<b>1.241.230</b>	<b>28,49%</b>	<b>1.170.594</b>	<b>0,74%</b>	<b>(5.017)</b>	<b>-0,40%</b>
Rupiah	156.522.809	99,58%	1.141.976	91,63%	157.679.215	99,57%	1.132.353	91,23%	1.156.406	0,74%	(9.623)	-0,84%
Valas	664.593	0,42%	104.271	8,37%	678.781	0,43%	108.877	8,77%	14.188	2,13%	4.606	4,42%
<b>Deposit on Call</b>	<b>3.408</b>	<b>0,00%</b>	<b>52.962</b>	<b>1,23%</b>	<b>7.281</b>	<b>0,00%</b>	<b>70.253</b>	<b>1,61%</b>	<b>3.873</b>	<b>113,64%</b>	<b>17.291</b>	<b>32,65%</b>
Rupiah	2.980	87,44%	38.814	73,29%	6.268	86,09%	57.111	81,29%	3.288	110,34%	18.297	47,14%
Valas	428	12,56%	14.148	26,71%	1.013	13,91%	13.142	18,71%	585	136,68%	(1.006)	-7,11%
<b>Deposito</b>	<b>3.627.788</b>	<b>2,22%</b>	<b>2.007.764</b>	<b>46,49%</b>	<b>3.607.350</b>	<b>2,19%</b>	<b>2.005.246</b>	<b>46,03%</b>	<b>(20.438)</b>	<b>-0,56%</b>	<b>(2.518)</b>	<b>-0,13%</b>
Rupiah	3.467.526	95,58%	1.703.106	84,83%	3.446.387	95,54%	1.698.030	84,68%	(21.139)	-0,61%	(5.076)	-0,30%
Valas	160.262	4,42%	304.658	15,17%	160.963	4,46%	307.215	15,32%	701	0,44%	2.558	0,84%
<b>Sertifikat Deposito</b>	<b>159</b>	<b>0,00%</b>	<b>1.879</b>	<b>0,04%</b>	<b>110</b>	<b>0,00%</b>	<b>1.591</b>	<b>0,04%</b>	<b>(49)</b>	<b>-30,82%</b>	<b>(287)</b>	<b>-15,30%</b>
Rupiah	159	100,00%	1.879	100,00%	110	100,00%	1.591	100,00%	(49)	-30,82%	(287)	-15,30%
Valas	-	0,00%	-	0,00%	-	0,00%	-	0,00%	0	0,00%	0	0,00%
<b>Total</b>	<b>163.777.030</b>	<b>100,00%</b>	<b>4.318.548</b>	<b>100,00%</b>	<b>164.982.736</b>	<b>100,00%</b>	<b>4.356.283</b>	<b>100,00%</b>	<b>1.205.706</b>	<b>0,74%</b>	<b>37.735</b>	<b>0,87%</b>
Rupiah	162.688.344	99,34%	3.558.425	82,40%	163.878.638	99,33%	3.574.536	82,05%	1.190.294	0,73%	16.111	0,45%
Valas	1.088.686	0,66%	760.123	17,60%	1.104.098	0,67%	781.747	17,95%	15.412	1,42%	21.624	2,84%

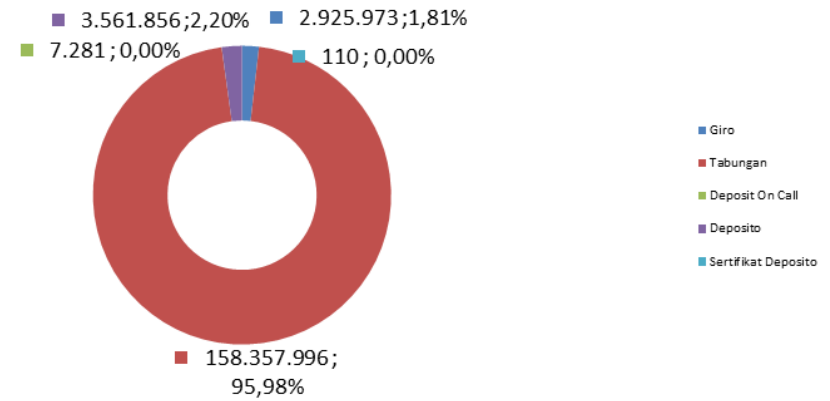
Keterangan: Prosentase simpanan pada masing-masing jenis simpanan merupakan prosentase terhadap total simpanan



**Grafik 3a**  
**Distribusi Nominal DPK Berdasarkan Jenis Simpanan**



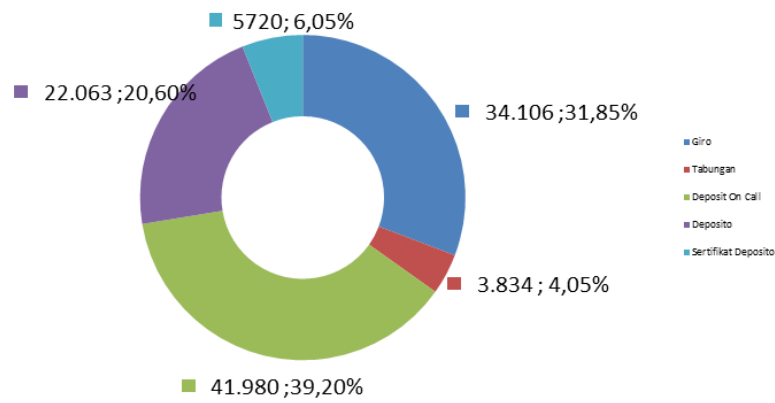
**Grafik 3b**  
**Distribusi Rekening DPK Berdasarkan Jenis Simpanan**



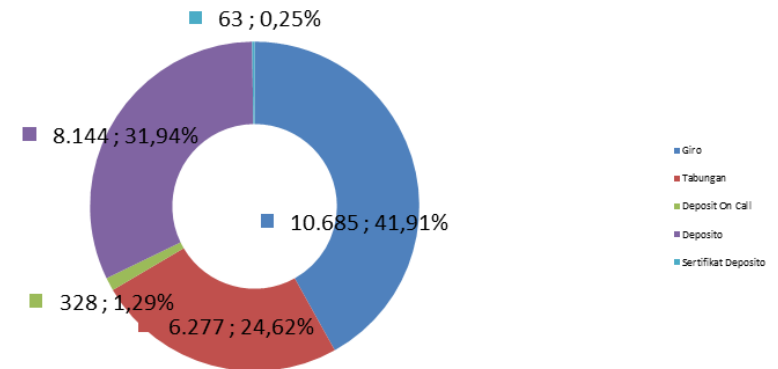
Tabel 4												
Simpanan Dari Bank Lain Berdasarkan Jenis Simpanan dan Valuta												
Jenis Simpanan	Jul-15				Agust-15				Δ			
	Rekening	%	Nominal (Rp Miliar)	%	Rekening	%	Nominal (Rp Miliar)	%	Δ Rekening	%	Δ Nominal (Rp Miliar)	%
<b>Giro</b>	<b>10.468</b>	<b>41,53%</b>	<b>29.006</b>	<b>29,96%</b>	<b>10.685</b>	<b>41,91%</b>	<b>29.121</b>	<b>30,78%</b>	<b>217</b>	<b>2,07%</b>	<b>114</b>	<b>0,39%</b>
Rupiah	10.083	96,32%	18.888	65,12%	10.301	96,41%	19.349	66,44%	218	2,16%	461	2,44%
Valas	385	3,68%	10.118	34,88%	384	3,59%	9.772	33,56%	(1)	-0,26%	(347)	-3,42%
<b>Tabungan</b>	<b>6.296</b>	<b>24,98%</b>	<b>3.603</b>	<b>3,72%</b>	<b>6.277</b>	<b>24,62%</b>	<b>3.834</b>	<b>4,05%</b>	<b>(19)</b>	<b>-0,30%</b>	<b>232</b>	<b>6,43%</b>
Rupiah	6.286	99,84%	3.521	97,73%	6.264	99,79%	3.748	97,76%	(22)	-0,35%	228	6,47%
Valas	10	0,16%	82	2,27%	13	0,21%	86	2,24%	3	30,00%	4	4,99%
<b>Deposit on Call</b>	<b>363</b>	<b>1,44%</b>	<b>38.512</b>	<b>39,78%</b>	<b>328</b>	<b>1,29%</b>	<b>35.540</b>	<b>37,56%</b>	<b>(35)</b>	<b>-9,64%</b>	<b>(2.972)</b>	<b>-7,72%</b>
Rupiah	355	97,80%	37.559	97,53%	326	99,39%	35.034	98,58%	(29)	-8,17%	(2.525)	-6,72%
Valas	8	2,20%	952	2,47%	2	0,61%	506	1,42%	(6)	17,14%	(447)	15,03%
<b>Deposito</b>	<b>7.989</b>	<b>31,70%</b>	<b>19.646</b>	<b>20,29%</b>	<b>8.144</b>	<b>31,94%</b>	<b>20.396</b>	<b>21,56%</b>	<b>155</b>	<b>1,94%</b>	<b>750</b>	<b>3,82%</b>
Rupiah	7.975	99,82%	17.449	88,82%	8.130	99,83%	18.058	88,54%	155	1,94%	609	3,49%
Valas	14	0,18%	2.197	11,18%	14	0,17%	2.338	11,46%	0	0,00%	141	6,42%
<b>Sertifikat Deposito</b>	<b>87</b>	<b>0,35%</b>	<b>6.053</b>	<b>6,25%</b>	<b>63</b>	<b>0,25%</b>	<b>5.720</b>	<b>6,05%</b>	<b>(24)</b>	<b>-0,03%</b>	<b>(334)</b>	<b>-5,51%</b>
Rupiah	87	0,00%	6.053	0,00%	63	100,00%	5.720	0,00%	(24)	0,00%	(334)	-5,51%
Valas	-	0,00%	-	0,00%	-	0,00%	-	0,00%	0	0,00%	0	0,00%
<b>Total</b>	<b>25.203</b>	<b>100,00%</b>	<b>96.820</b>	<b>100,00%</b>	<b>25.497</b>	<b>100,00%</b>	<b>94.610</b>	<b>100,00%</b>	<b>294</b>	<b>1,17%</b>	<b>(2.210)</b>	<b>-2,28%</b>
Rupiah	24.786	98,35%	83.470	86,21%	25.084	98,38%	81.908	86,57%	298	1,20%	(1.562)	-1,87%
Valas	417	1,65%	13.349	13,79%	413	1,62%	12.701	13,43%	(4)	-0,96%	(648)	-4,85%

Keterangan: Prosentase simpanan pada masing-masing jenis simpanan merupakan prosentase terhadap total simpanan

**Grafik 4a**  
**Distribusi Nominal Simpanan dari Bank Lain**  
**Berdasarkan Jenis Simpanan**



**Grafik 4b**  
**Distribusi Rekening Simpanan dari Bank Lain**  
**Berdasarkan Jenis Simpanan**



### III. DISTRIBUSI SIMPANAN BERDASARKAN SEGMENT NOMINAL SIMPANAN

Tabel 5 Total Simpanan Berdasarkan Segmen Nominal dan Valuta												
Nominal Simpanan	Jul-15				Agust-15				Δ			
	Rekening	%	Nominal (Rp Miliar)	%	Rekening	%	Nominal (Rp Miliar)	%	Δ Rekening	%	Δ Nominal (Rp Miliar)	%
N ≤ 100 Jt	<b>160.045.354</b>	<b>97,71%</b>	<b>629.341</b>	<b>14,25%</b>	<b>161.253.345</b>	<b>97,72%</b>	<b>620.207</b>	<b>13,93%</b>	<b>1.207.991</b>	<b>0,75%</b>	<b>(9.134)</b>	<b>-1,45%</b>
Rupiah	159.273.192	99,52%	615.003	97,72%	160.469.993	99,51%	605.900	97,69%	1.196.801	0,75%	(9.103)	-1,48%
Valas	772.162	0,48%	14.338	2,28%	783.352	0,49%	14.307	2,31%	11.190	1,45%	(31)	-0,22%
100 Jt < N ≤ 200 Jt	<b>1.696.900</b>	<b>1,04%</b>	<b>238.305</b>	<b>5,40%</b>	<b>1.692.112</b>	<b>1,03%</b>	<b>237.972</b>	<b>5,35%</b>	<b>(4.788)</b>	<b>-0,28%</b>	<b>(334)</b>	<b>-0,14%</b>
Rupiah	1.591.198	93,77%	223.377	93,74%	1.585.457	93,70%	222.712	93,59%	(5.741)	-0,36%	(666)	-0,30%
Valas	105.702	6,23%	14.928	6,26%	106.655	6,30%	15.260	6,41%	953	0,90%	332	2,22%
200 Jt < N ≤ 500 Jt	<b>1.137.752</b>	<b>0,69%</b>	<b>367.830</b>	<b>8,33%</b>	<b>1.137.069</b>	<b>0,69%</b>	<b>368.493</b>	<b>8,28%</b>	<b>(683)</b>	<b>-0,06%</b>	<b>664</b>	<b>0,18%</b>
Rupiah	1.040.906	91,49%	337.217	91,68%	1.039.597	91,43%	337.401	91,56%	(1.309)	-0,13%	185	0,05%
Valas	96.846	8,51%	30.613	8,32%	97.472	8,57%	31.092	8,44%	626	0,65%	479	1,56%
500 Jt < N ≤ 1 M	<b>471.110</b>	<b>0,29%</b>	<b>350.244</b>	<b>7,93%</b>	<b>468.417</b>	<b>0,28%</b>	<b>348.180</b>	<b>7,82%</b>	<b>(2.693)</b>	<b>-0,57%</b>	<b>(2.063)</b>	<b>-0,59%</b>
Rupiah	422.416	89,66%	316.144	90,26%	418.814	89,41%	313.163	89,94%	(3.602)	-0,85%	(2.981)	-0,94%
Valas	48.694	10,34%	34.100	9,74%	49.603	10,59%	35.018	10,06%	909	1,87%	918	2,69%
1 M < N ≤ 2 M	<b>234.668</b>	<b>0,14%</b>	<b>333.551</b>	<b>7,55%</b>	<b>239.010</b>	<b>0,14%</b>	<b>339.329</b>	<b>7,62%</b>	<b>4.342</b>	<b>1,85%</b>	<b>5.778</b>	<b>1,73%</b>
Rupiah	204.453	87,12%	291.793	87,48%	207.763	86,93%	295.707	87,14%	3.310	1,62%	3.914	1,34%
Valas	30.215	12,88%	41.758	12,52%	31.247	13,07%	43.623	12,86%	1.032	3,42%	1.864	4,46%
2 M < N ≤ 5 M	<b>139.537</b>	<b>0,09%</b>	<b>434.670</b>	<b>9,84%</b>	<b>140.263</b>	<b>0,09%</b>	<b>438.104</b>	<b>9,84%</b>	<b>726</b>	<b>0,52%</b>	<b>3.433</b>	<b>0,79%</b>
Rupiah	120.493	86,35%	376.332	86,58%	120.921	86,21%	378.163	86,32%	428	0,36%	1.831	0,49%
Valas	19.044	13,65%	58.338	13,42%	19.342	13,79%	59.940	13,68%	298	1,56%	1.602	2,75%
N > 5 M	<b>76.912</b>	<b>0,05%</b>	<b>2.061.426</b>	<b>46,69%</b>	<b>78.017</b>	<b>0,05%</b>	<b>2.098.607</b>	<b>47,15%</b>	<b>1.105</b>	<b>1,44%</b>	<b>37.181</b>	<b>1,80%</b>
Rupiah	60.472	78,62%	1.482.029	71,89%	61.177	78,41%	1.503.399	71,64%	705	1,17%	21.369	1,44%
Valas	16.440	21,38%	579.397	28,11%	16.840	21,59%	595.208	28,36%	400	2,43%	15.812	2,73%
Total	<b>163.802.233</b>	<b>100,00%</b>	<b>4.415.367</b>	<b>100,00%</b>	<b>165.008.233</b>	<b>100,00%</b>	<b>4.450.892</b>	<b>100,00%</b>	<b>1.206.000</b>	<b>0,74%</b>	<b>35.525</b>	<b>0,80%</b>
Rupiah	162.713.130	99,34%	3.641.895	82,48%	163.903.722	99,33%	3.656.444	82,15%	1.190.592	0,73%	14.549	0,40%
Valas	1.089.103	0,66%	773.472	17,52%	1.104.511	0,67%	794.448	17,85%	15.408	1,41%	20.976	2,71%

Keterangan: Prosentase simpanan pada masing-masing segmen nominal simpanan merupakan prosentase terhadap total simpanan

Tabel 6												
DPK Berdasarkan Segmen Nominal dan Valuta												
Nominal Simpanan	Jul-15				Agust-15				Δ			
	Rekening	%	Nominal (Rp Miliar)	%	Rekening	%	Nominal (Rp Miliar)	%	Δ Rekening	%	Δ Nominal (Rp Miliar)	%
<b>N ≤ 100 Jt</b>	<b>160.033.729</b>	<b>97,71%</b>	<b>629.011</b>	<b>14,57%</b>	<b>161.241.719</b>	<b>97,73%</b>	<b>619.902</b>	<b>14,23%</b>	<b>1.207.990</b>	<b>0,75%</b>	<b>(9.108)</b>	<b>-1,45%</b>
Rupiah	159.261.679	99,52%	614.675	97,72%	160.458.474	99,51%	605.597	97,69%	1.196.795	0,75%	(9.078)	-1,48%
Valas	772.050	0,48%	14.336	2,28%	783.245	0,49%	14.305	2,31%	11.195	1,45%	(31)	-0,21%
<b>100 Jt &lt; N ≤ 200 Jt</b>	<b>1.694.055</b>	<b>1,03%</b>	<b>237.593</b>	<b>5,50%</b>	<b>1.689.351</b>	<b>1,02%</b>	<b>237.265</b>	<b>5,45%</b>	<b>(4.704)</b>	<b>-0,28%</b>	<b>(328)</b>	<b>-0,14%</b>
Rupiah	1.588.374	93,76%	222.668	93,72%	1.582.723	93,69%	222.009	93,57%	(5.651)	-0,36%	(659)	-0,30%
Valas	105.681	6,24%	14.925	6,28%	106.628	6,31%	15.256	6,43%	947	0,90%	331	2,22%
<b>200 Jt &lt; N ≤ 500 Jt</b>	<b>1.134.070</b>	<b>0,69%</b>	<b>365.963</b>	<b>8,47%</b>	<b>1.133.268</b>	<b>0,69%</b>	<b>366.578</b>	<b>8,41%</b>	<b>(802)</b>	<b>-0,07%</b>	<b>614</b>	<b>0,17%</b>
Rupiah	1.037.264	91,46%	335.363	91,64%	1.035.836	91,40%	335.498	91,52%	(1.428)	-0,14%	135	0,04%
Valas	96.806	8,54%	30.600	8,36%	97.432	8,60%	31.080	8,48%	626	0,65%	480	1,57%
<b>500 Jt &lt; N ≤ 1 M</b>	<b>468.206</b>	<b>0,29%</b>	<b>347.843</b>	<b>8,05%</b>	<b>465.436</b>	<b>0,28%</b>	<b>345.700</b>	<b>7,94%</b>	<b>(2.770)</b>	<b>-0,59%</b>	<b>(2.142)</b>	<b>-0,62%</b>
Rupiah	419.537	89,61%	313.761	90,20%	415.863	89,35%	310.704	89,88%	(3.674)	-0,88%	(3.057)	-0,97%
Valas	48.669	10,39%	34.082	9,80%	49.573	10,65%	34.996	10,12%	904	1,86%	914	2,68%
<b>1 M &lt; N ≤ 2 M</b>	<b>233.136</b>	<b>0,14%</b>	<b>331.259</b>	<b>7,67%</b>	<b>237.352</b>	<b>0,14%</b>	<b>336.871</b>	<b>7,73%</b>	<b>4.216</b>	<b>1,81%</b>	<b>5.612</b>	<b>1,69%</b>
Rupiah	202.952	87,05%	289.545	87,41%	206.132	86,85%	293.285	87,06%	3.180	1,57%	3.740	1,29%
Valas	30.184	12,95%	41.714	12,59%	31.220	13,15%	43.587	12,94%	1.036	3,43%	1.872	4,49%
<b>2 M &lt; N ≤ 5 M</b>	<b>138.326</b>	<b>0,08%</b>	<b>430.577</b>	<b>9,97%</b>	<b>138.951</b>	<b>0,08%</b>	<b>433.602</b>	<b>9,95%</b>	<b>625</b>	<b>0,45%</b>	<b>3.025</b>	<b>0,70%</b>
Rupiah	119.312	86,25%	372.324	86,47%	119.642	86,10%	373.770	86,20%	330	0,28%	1.446	0,39%
Valas	19.014	13,75%	58.253	13,53%	19.309	13,90%	59.832	13,80%	295	1,55%	1.579	2,71%
<b>N &gt; 5 M</b>	<b>75.508</b>	<b>0,05%</b>	<b>1.976.302</b>	<b>45,76%</b>	<b>76.659</b>	<b>0,05%</b>	<b>2.016.363</b>	<b>46,29%</b>	<b>1.151</b>	<b>1,52%</b>	<b>40.061</b>	<b>2,03%</b>
Rupiah	59.226	78,44%	1.410.089	71,35%	59.968	78,23%	1.433.672	71,10%	742	1,25%	23.583	1,67%
Valas	16.282	21,56%	566.213	28,65%	16.691	21,77%	582.691	28,90%	409	2,51%	16.478	2,91%
<b>Total</b>	<b>163.777.030</b>	<b>100,00%</b>	<b>4.318.548</b>	<b>100,00%</b>	<b>164.982.736</b>	<b>100,00%</b>	<b>4.356.283</b>	<b>100,00%</b>	<b>1.205.706</b>	<b>0,74%</b>	<b>37.735</b>	<b>0,87%</b>
Rupiah	162.688.344	99,34%	3.558.425	82,40%	163.878.638	99,33%	3.574.536	82,05%	1.190.294	0,73%	16.111	0,45%
Valas	1.088.686	0,66%	760.123	17,60%	1.104.098	0,67%	781.747	17,95%	15.412	1,42%	21.624	2,84%

Keterangan: Prosentase simpanan pada masing-masing segmen nominal simpanan merupakan prosentase terhadap total simpanan

Tabel 7												
Simpanan Dari Bank Lain Berdasarkan Segmen Nominal dan Valuta												
Nominal Simpanan	Jul-15				Agust-15				Δ			
	Rekening	%	Nominal (Rp Miliar)	%	Rekening	%	Nominal (Rp Miliar)	%	Δ Rekening	%	Δ Nominal (Rp Miliar)	%
<b>N ≤ 100 Jt</b>	<b>11.625</b>	<b>46,13%</b>	<b>331</b>	<b>0,34%</b>	<b>11.626</b>	<b>45,60%</b>	<b>305</b>	<b>0,32%</b>	<b>1</b>	<b>0,01%</b>	<b>(26)</b>	<b>-7,86%</b>
Rupiah	11.513	99,04%	328	99,19%	11.519	99,08%	302	99,24%	6	0,05%	(26)	-7,82%
Valas	112	0,96%	3	0,81%	107	0,92%	2	0,76%	(5)	-4,46%	(0)	-13,49%
<b>100 Jt &lt; N ≤ 200 Jt</b>	<b>2.845</b>	<b>11,29%</b>	<b>713</b>	<b>0,74%</b>	<b>2.761</b>	<b>10,83%</b>	<b>707</b>	<b>0,75%</b>	<b>(84)</b>	<b>-2,95%</b>	<b>(6)</b>	<b>-0,86%</b>
Rupiah	2.824	99,26%	710	99,59%	2.734	99,02%	703	99,45%	(90)	-3,19%	(7)	-1,00%
Valas	21	0,74%	3	0,41%	27	0,98%	4	0,55%	6	28,57%	1	32,85%
<b>200 Jt &lt; N ≤ 500 Jt</b>	<b>3.682</b>	<b>14,61%</b>	<b>1.866</b>	<b>1,93%</b>	<b>3.801</b>	<b>14,91%</b>	<b>1.916</b>	<b>2,02%</b>	<b>119</b>	<b>3,23%</b>	<b>49</b>	<b>2,63%</b>
Rupiah	3.642	98,91%	1.853	99,30%	3.761	98,95%	1.903	99,35%	119	3,27%	50	2,68%
Valas	40	1,09%	13	0,70%	40	1,05%	12	0,65%	0	0,00%	(1)	-4,16%
<b>500 Jt &lt; N ≤ 1 M</b>	<b>2.904</b>	<b>11,52%</b>	<b>2.401</b>	<b>2,48%</b>	<b>2.981</b>	<b>11,69%</b>	<b>2.480</b>	<b>2,62%</b>	<b>77</b>	<b>2,65%</b>	<b>79</b>	<b>3,30%</b>
Rupiah	2.879	99,14%	2.383	99,25%	2.951	98,99%	2.459	99,14%	72	2,50%	76	3,19%
Valas	25	0,86%	18	0,75%	30	1,01%	21	0,86%	5	20,00%	3	18,86%
<b>1 M &lt; N ≤ 2 M</b>	<b>1.532</b>	<b>6,08%</b>	<b>2.292</b>	<b>2,37%</b>	<b>1.658</b>	<b>6,50%</b>	<b>2.458</b>	<b>2,60%</b>	<b>126</b>	<b>8,22%</b>	<b>166</b>	<b>7,25%</b>
Rupiah	1.501	97,98%	2.248	98,09%	1.631	98,37%	2.422	98,53%	130	8,66%	174	7,73%
Valas	31	2,02%	44	1,91%	27	1,63%	36	1,47%	(4)	-12,90%	(8)	-17,48%
<b>2 M &lt; N ≤ 5 M</b>	<b>1.211</b>	<b>4,80%</b>	<b>4.093</b>	<b>4,23%</b>	<b>1.312</b>	<b>5,15%</b>	<b>4.502</b>	<b>4,76%</b>	<b>101</b>	<b>8,34%</b>	<b>408</b>	<b>9,98%</b>
Rupiah	1.181	97,52%	4.008	97,92%	1.279	97,48%	4.393	97,60%	98	8,30%	386	9,62%
Valas	30	2,48%	85	2,08%	33	2,52%	108	2,40%	3	10,00%	23	26,78%
<b>N &gt; 5 M</b>	<b>1.404</b>	<b>5,57%</b>	<b>85.124</b>	<b>87,92%</b>	<b>1.358</b>	<b>5,33%</b>	<b>82.243</b>	<b>86,93%</b>	<b>(46)</b>	<b>-3,28%</b>	<b>(2.881)</b>	<b>-3,38%</b>
Rupiah	1.246	88,75%	71.940	84,51%	1.209	89,03%	69.726	84,78%	(37)	-2,97%	(2.214)	-3,08%
Valas	158	11,25%	13.184	15,49%	149	10,97%	12.517	15,22%	(9)	-5,70%	(667)	-5,06%
<b>Total</b>	<b>25.203</b>	<b>100,00%</b>	<b>96.820</b>	<b>100,00%</b>	<b>25.497</b>	<b>100,00%</b>	<b>94.610</b>	<b>100,00%</b>	<b>294</b>	<b>1,17%</b>	<b>(2.210)</b>	<b>-2,28%</b>
Rupiah	24.786	98,35%	83.470	86,21%	25.084	98,38%	81.908	86,57%	298	1,20%	(1.562)	-1,87%
Valas	417	1,65%	13.349	13,79%	413	1,62%	12.701	13,43%	(4)	-0,96%	(648)	-4,85%

Keterangan: Prosentase simpanan pada masing-masing segmen nominal simpanan merupakan prosentase terhadap total simpanan

#### IV. DISTRIBUSI SIMPANAN BERDASARKAN BESARAN NILAI SIMPANAN YANG DIJAMIN

Tabel 8												
Total Simpanan Berdasarkan Besaran Nilai Simpanan yang Dijamin dan Valuta												
Nominal Simpanan	Jul-15				Agust-15				Δ			
	Rekening	%	Nominal (Rp Miliar)	%	Rekening	%	Nominal (Rp Miliar)	%	Δ Rekening	%	Δ Nominal (Rp Miliar)	%
<b>N ≤ 2 M</b>	<b>163.585.784</b>	<b>99,87%</b>	<b>1.919.271</b>	<b>43,47%</b>	<b>164.789.953</b>	<b>99,87%</b>	<b>1.914.182</b>	<b>43,01%</b>	<b>1.204.169</b>	<b>0,74%</b>	<b>(5.089)</b>	<b>-0,27%</b>
Rupiah	162.532.165	99,36%	1.783.534	92,93%	163.721.624	99,35%	1.774.882	92,72%	1.189.459	0,73%	(8.651)	-0,49%
Valas	1.053.619	0,64%	135.737	7,07%	1.068.329	0,65%	139.300	7,28%	14.710	1,40%	3.562	2,62%
<b>N &gt; 2 M</b>	<b>216.449</b>	<b>0,13%</b>	<b>2.496.096</b>	<b>56,53%</b>	<b>218.280</b>	<b>0,13%</b>	<b>2.536.711</b>	<b>56,99%</b>	<b>1.831</b>	<b>0,85%</b>	<b>40.614</b>	<b>1,63%</b>
Rupiah	180.965	83,61%	1.858.361	74,45%	182.098	83,42%	1.881.562	74,17%	1.133	0,63%	23.200	1,25%
Valas	35.484	16,39%	637.735	25,55%	36.182	16,58%	655.149	25,83%	698	1,97%	17.414	2,73%
<b>Total</b>	<b>163.802.233</b>	<b>100,00%</b>	<b>4.415.367</b>	<b>100,00%</b>	<b>165.008.233</b>	<b>100,00%</b>	<b>4.450.892</b>	<b>100,00%</b>	<b>1.206.000</b>	<b>0,74%</b>	<b>35.525</b>	<b>0,80%</b>
Rupiah	162.713.130	99,34%	3.641.895	82,48%	163.903.722	99,33%	3.656.444	82,15%	1.190.592	0,73%	14.549	0,40%
Valas	1.089.103	0,66%	773.472	17,52%	1.104.511	0,67%	794.448	17,85%	15.408	1,41%	20.976	2,71%

Keterangan: Prosentase simpanan pada masing-masing segmen nominal simpanan merupakan prosentase terhadap total simpanan

Tabel 9												
DPK Berdasarkan Besaran Nilai Simpanan yang Dijamin dan Valuta												
Nominal Simpanan	Jul-15				Agust-15				Δ			
	Rekening	%	Nominal (Rp Miliar)	%	Rekening	%	Nominal (Rp Miliar)	%	Δ Rekening	%	Δ Nominal (Rp Miliar)	%
<b>N ≤ 2 M</b>	<b>163.563.196</b>	<b>99,87%</b>	<b>1.911.669</b>	<b>44,27%</b>	<b>164.767.126</b>	<b>99,87%</b>	<b>1.906.317</b>	<b>43,76%</b>	<b>1.203.930</b>	<b>0,74%</b>	<b>(5.352)</b>	<b>-0,28%</b>
Rupiah	162.509.806	99,36%	1.776.012	92,90%	163.699.028	99,35%	1.767.093	92,70%	1.189.222	0,73%	(8.918)	-0,50%
Valas	1.053.390	0,64%	135.657	7,10%	1.068.098	0,65%	139.224	7,30%	14.708	1,40%	3.566	2,63%
<b>N &gt; 2 M</b>	<b>213.834</b>	<b>0,13%</b>	<b>2.406.879</b>	<b>55,73%</b>	<b>215.610</b>	<b>0,13%</b>	<b>2.449.966</b>	<b>56,24%</b>	<b>1.776</b>	<b>0,83%</b>	<b>43.086</b>	<b>1,79%</b>
Rupiah	178.538	83,49%	1.782.413	74,05%	179.610	83,30%	1.807.442	73,77%	1.072	0,60%	25.029	1,40%
Valas	35.296	16,51%	624.466	25,95%	36.000	16,70%	642.523	26,23%	704	1,99%	18.057	2,89%
<b>Total</b>	<b>163.777.030</b>	<b>100,00%</b>	<b>4.318.548</b>	<b>100,00%</b>	<b>164.982.736</b>	<b>100,00%</b>	<b>4.356.283</b>	<b>100,00%</b>	<b>1.205.706</b>	<b>0,74%</b>	<b>37.735</b>	<b>0,87%</b>
Rupiah	162.688.344	99,34%	3.558.425	82,40%	163.878.638	99,33%	3.574.536	82,05%	1.190.294	0,73%	16.111	0,45%
Valas	1.088.686	0,66%	760.123	17,60%	1.104.098	0,67%	781.747	17,95%	15.412	1,42%	21.624	2,84%

Keterangan: Prosentase simpanan pada masing-masing segmen nominal simpanan merupakan prosentase terhadap total simpanan



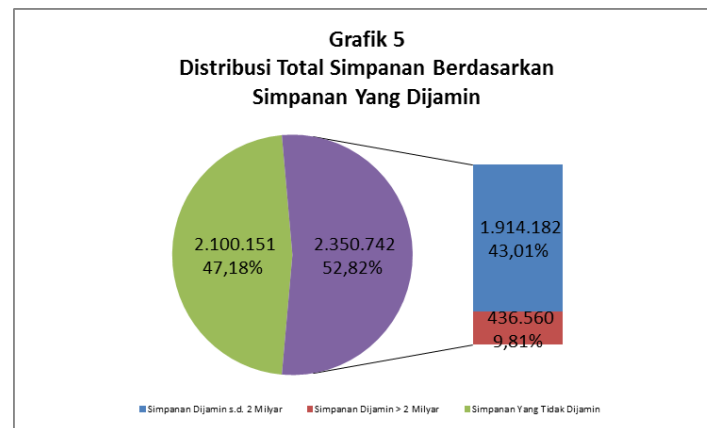
Tabel 10												
Simpanan Dari Bank Lain Berdasarkan Besaran Nilai Simpanan yang Dijamin dan Valuta												
Nominal Simpanan	Jul-15				Agust-15				Δ			
	Rekening	%	Nominal (Rp Miliar)	%	Rekening	%	Nominal (Rp Miliar)	%	Δ Rekening	%	Δ Nominal (Rp Miliar)	%
<b>N ≤ 2 M</b>	<b>22.588</b>	<b>89,62%</b>	<b>7.602</b>	<b>7,85%</b>	<b>22.827</b>	<b>89,53%</b>	<b>7.865</b>	<b>8,31%</b>	<b>239</b>	<b>1,06%</b>	<b>263</b>	<b>3,45%</b>
Rupiah	22.359	98,99%	7.522	98,94%	22.596	98,99%	7.789	99,03%	237	1,06%	267	3,55%
Valas	229	1,01%	80	1,06%	231	1,01%	76	0,97%	2	0,87%	(4)	-5,21%
<b>N &gt; 2 M</b>	<b>2.615</b>	<b>10,38%</b>	<b>89.217</b>	<b>92,15%</b>	<b>2.670</b>	<b>10,47%</b>	<b>86.745</b>	<b>91,69%</b>	<b>55</b>	<b>2,10%</b>	<b>(2.472)</b>	<b>-2,77%</b>
Rupiah	2.427	92,81%	75.948	85,13%	2.488	93,18%	74.120	85,45%	61	2,51%	(1.828)	-2,41%
Valas	188	7,19%	13.269	14,87%	182	6,82%	12.625	14,55%	(6)	-3,19%	(644)	-4,85%
<b>Total</b>	<b>25.203</b>	<b>100,00%</b>	<b>96.820</b>	<b>100,00%</b>	<b>25.497</b>	<b>100,00%</b>	<b>94.610</b>	<b>100,00%</b>	<b>294</b>	<b>1,17%</b>	<b>(2.210)</b>	<b>-2,28%</b>
Rupiah	24.786	98,35%	83.470	86,21%	25.084	98,38%	81.908	86,57%	298	1,20%	(1.562)	-1,87%
Valas	417	1,65%	13.349	13,79%	413	1,62%	12.701	13,43%	(4)	-0,96%	(648)	-4,85%

Keterangan: Prosentase simpanan pada masing-masing segmen nominal simpanan merupakan prosentase terhadap total simpanan

## V. DISTRIBUSI SIMPANAN YANG DIJAMIN

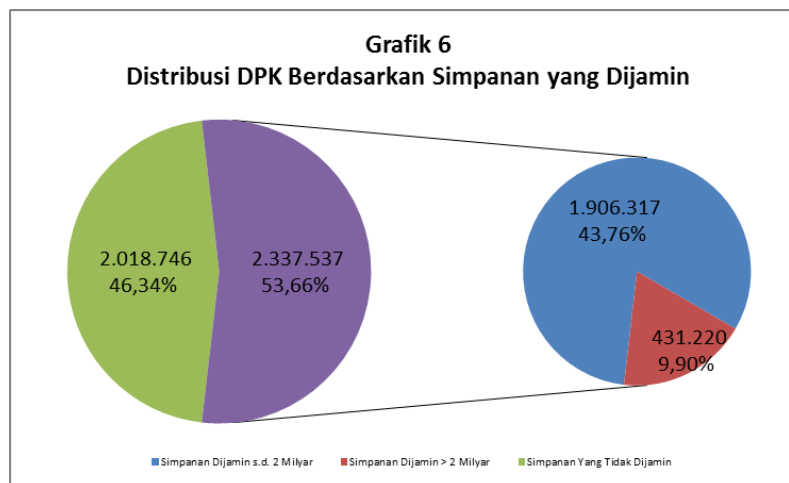
Tabel 11 Total Simpanan Berdasarkan Simpanan Yang Dijamin dan Valuta												
Nominal Simpanan	Jul-15				Agust-15				Δ			
	Rekening	%	Nominal (Rp Miliar)	%	Rekening	%	Nominal (Rp Miliar)	%	Δ Rekening	%	Δ Nominal (Rp Miliar)	%
<b>N ≤ 2 M</b>	<b>163.585.784</b>	<b>99,87%</b>	<b>1.919.271</b>	<b>81,60%</b>	<b>164.789.953</b>	<b>99,87%</b>	<b>1.914.182</b>	<b>81,43%</b>	<b>1.204.169</b>	<b>0,74%</b>	<b>(5.089)</b>	<b>-0,27%</b>
Rupiah	162.532.165	99,36%	1.783.534	92,93%	163.721.624	99,35%	1.774.882	92,72%	1.189.459	0,73%	(8.651)	-0,49%
Valas	1.053.619	0,64%	135.737	7,07%	1.068.329	0,65%	139.300	7,28%	14.710	1,40%	3.562	2,62%
<b>N &gt; 2 M</b>	<b>216.449</b>	<b>0,13%</b>	<b>432.898</b>	<b>18,40%</b>	<b>218.280</b>	<b>0,13%</b>	<b>436.560</b>	<b>18,57%</b>	<b>1.831</b>	<b>0,85%</b>	<b>3.662</b>	<b>0,85%</b>
Rupiah	180.965	83,61%	361.930	83,61%	182.098	83,42%	364.196	83,42%	1.133	0,63%	2.266	0,63%
Valas	35.484	16,39%	70.968	16,39%	36.182	16,58%	72.364	16,58%	698	1,97%	1.396	1,97%
<b>Total</b>	<b>163.802.233</b>	<b>100,00%</b>	<b>2.352.169</b>	<b>100,00%</b>	<b>165.008.233</b>	<b>100,00%</b>	<b>2.350.742</b>	<b>100,00%</b>	<b>1.206.000</b>	<b>0,74%</b>	<b>(1.427)</b>	<b>-0,06%</b>
Rupiah	162.713.130	99,34%	2.145.464	91,21%	163.903.722	99,33%	2.139.078	91,00%	1.190.592	0,73%	(6.385)	-0,30%
Valas	1.089.103	0,66%	206.705	8,79%	1.104.511	0,67%	211.664	9,00%	15.408	1,41%	4.958	2,40%

Keterangan: Prosentase simpanan pada masing-masing segmen nominal simpanan merupakan prosentase terhadap total simpanan



Tabel 12												
DPK berdasarkan Simpanan yang Dijamin dan Valuta												
Nominal Simpanan	Jul-15				Agust-15				Δ			
	Rekening	%	Nominal (Rp Miliar)	%	Rekening	%	Nominal (Rp Miliar)	%	Δ Rekening	%	Δ Nominal (Rp Miliar)	%
<b>N ≤ 2 M</b>	<b>163.563.196</b>	<b>99,87%</b>	<b>1.911.669</b>	<b>81,72%</b>	<b>164.767.126</b>	<b>99,87%</b>	<b>1.906.317</b>	<b>81,55%</b>	<b>1.203.930</b>	<b>0,74%</b>	<b>(5.352)</b>	<b>-0,28%</b>
Rupiah	162.509.806	99,36%	1.776.012	92,90%	163.699.028	99,35%	1.767.093	92,70%	1.189.222	0,73%	(8.918)	-0,50%
Valas	1.053.390	0,64%	135.657	7,10%	1.068.098	0,65%	139.224	7,30%	14.708	1,40%	3.566	2,63%
<b>N &gt; 2 M</b>	<b>213.834</b>	<b>0,13%</b>	<b>427.668</b>	<b>18,28%</b>	<b>215.610</b>	<b>0,13%</b>	<b>431.220</b>	<b>18,45%</b>	<b>1.776</b>	<b>0,83%</b>	<b>3.552</b>	<b>0,83%</b>
Rupiah	178.538	83,49%	357.076	83,49%	179.610	83,30%	359.220	83,30%	1.072	0,60%	2.144	0,60%
Valas	35.296	16,51%	70.592	16,51%	36.000	16,70%	72.000	16,70%	704	1,99%	1.408	1,99%
<b>Total</b>	<b>163.777.030</b>	<b>100,00%</b>	<b>2.339.337</b>	<b>100,00%</b>	<b>164.982.736</b>	<b>100,00%</b>	<b>2.337.537</b>	<b>100,00%</b>	<b>1.205.706</b>	<b>0,74%</b>	<b>(1.800)</b>	<b>-0,08%</b>
Rupiah	162.688.344	99,34%	2.133.088	91,18%	163.878.638	99,33%	2.126.313	90,96%	1.190.294	0,73%	(6.774)	-0,32%
Valas	1.088.686	0,66%	206.249	8,82%	1.104.098	0,67%	211.224	9,04%	15.412	1,42%	4.974	2,41%

Keterangan: Prosentase simpanan pada masing-masing segmen nominal simpanan merupakan prosentase terhadap total simpanan



Tabel 13												
Simpanan Dari Bank Lain Berdasarkan Simpanan Yang Dijamin dan Valuta												
Nominal Simpanan	Jul-15				Agust-15				Δ			
	Rekening	%	Nominal (Rp Miliar)	%	Rekening	%	Nominal (Rp Miliar)	%	Δ Rekening	%	Δ Nominal (Rp Miliar)	%
<b>N ≤ 2 M</b>	<b>22.588</b>	<b>89,62%</b>	<b>7.602</b>	<b>59,24%</b>	<b>22.827</b>	<b>89,53%</b>	<b>7.865</b>	<b>59,56%</b>	<b>239</b>	<b>1,06%</b>	<b>263</b>	<b>3,45%</b>
Rupiah	22.359	98,99%	7.522	98,94%	22.596	98,99%	7.789	99,03%	237	1,06%	267	3,55%
Valas	229	1,01%	80	1,06%	231	1,01%	76	0,97%	2	0,87%	(4)	-5,21%
<b>N &gt; 2 M</b>	<b>2.615</b>	<b>10,38%</b>	<b>5.230</b>	<b>40,76%</b>	<b>2.670</b>	<b>10,47%</b>	<b>5.340</b>	<b>40,44%</b>	<b>55</b>	<b>2,10%</b>	<b>110</b>	<b>2,10%</b>
Rupiah	2.427	92,81%	4.854	92,81%	2.488	93,18%	4.976	93,18%	61	2,51%	122	2,51%
Valas	188	7,19%	376	7,19%	182	6,82%	364	6,82%	(6)	-3,19%	(12)	-3,19%
<b>Total</b>	<b>25.203</b>	<b>100,00%</b>	<b>12.832</b>	<b>100,00%</b>	<b>25.497</b>	<b>100,00%</b>	<b>13.205</b>	<b>100,00%</b>	<b>294</b>	<b>1,17%</b>	<b>373</b>	<b>2,90%</b>
Rupiah	24.786	98,35%	12.376	96,44%	25.084	98,38%	12.765	96,67%	298	1,20%	389	3,14%
Valas	417	1,65%	456	3,56%	413	1,62%	440	3,33%	(4)	-0,96%	(16)	-3,55%

Keterangan: Prosentase simpanan pada masing-masing segmen nominal simpanan merupakan prosentase terhadap total simpanan

