



LEMBAGA
PENJAMIN
SIMPANAN

Indonesia
Deposit
Insurance
Corporation

Distribusi Simpanan Bank Umum

Mei 2015

DAFTAR ISI

Keterangan		2
I. Pertumbuhan Total Simpanan dan Jumlah Rekening pada Bank Umum		3
Total Simpanan dan Jumlah Rekening	Tabel 1	3
Pertumbuhan Total Simpanan dan Jumlah Rekening	Grafik 1	3
Tabel Pertumbuhan Simpanan dan Jumlah Rekening Year on Year	Tabel 1.1	4
II. Distribusi Simpanan Berdasarkan Jenis Simpanan dan Valuta		4
Total Simpanan Berdasarkan Jenis Simpanan dan Valuta	Tabel 2	5
Distribusi Total Simpanan Berdasarkan Jenis Simpanan	Grafik 2a	6
Distribusi Total Rekening Berdasarkan Jenis Simpanan	Grafik 2b	6
DPK Berdasarkan Jenis Simpanan dan Valuta	Tabel 3	7
Distribusi Nominal DPK berdasarkan Jenis Simpanan	Grafik 3a	8
Distribusi Rekening DPK berdasarkan Jenis Simpanan	Grafik 3b	8
Simpanan Dari Bank Lain Berdasarkan Jenis Simpanan dan Valuta	Tabel 4	9
Distribusi Nominal Simpanan dari Bank Lain berdasarkan Jenis Simpanan	Grafik 4a	10
Distribusi Rekening Simpanan dari Bank Lain berdasarkan Jenis Simpanan	Grafik 4b	10
III. Distribusi Simpanan Berdasarkan Segmen Nominal Simpanan		11
Total Simpanan Berdasarkan Segmen Nominal dan Valuta	Tabel 5	11
DPK Berdasarkan segmen Nominal dan Valuta	Tabel 6	12
Simpanan dari Bank Lain berdasarkan segmen Nominal dan Valuta	Tabel 7	13
IV. Distribusi Simpanan Berdasarkan Besaran Nilai Simpanan yang Dijamin dan Valuta		14
Total Simpanan berdasarkan Besaran Nilai Simpanan yang Dijamin dan Valuta	Tabel 8	14
DPK berdasarkan Besaran Nilai Simpanan yang Dijamin dan Valuta	Tabel 9	15
Simpanan dari Bank Lain berdasarkan Besaran Nilai Simpanan yang Dijamin dan Valuta	Tabel 10	16
V. Distribusi Simpanan Yang Dijamin dan Valuta		17
Total Simpanan berdasarkan Simpanan yang Dijamin dan Valuta	Tabel 11	17
DPK berdasarkan Simpanan yang Dijamin dan Valuta	Tabel 12	18
Simpanan dari Bank Lain berdasarkan Simpanan yang Dijamin dan Valuta	Tabel 13	19
Distribusi Total Simpanan berdasarkan Simpanan yang Dijamin	Grafik 5	17
Distribusi DPK berdasarkan Simpanan yang Dijamin dan Valuta	Grafik 6	18
Distribusi Simpanan dari Bank Lain berdasarkan Simpanan yang Dijamin dan Valuta	Grafik 7	19

KETERANGAN

Sumber Data

Data yang digunakan bersumber dari Laporan Posisi Simpanan yang disampaikan oleh bank umum kepada Lembaga Penjamin Simpanan.

Jumlah bank umum:

- a. Bank Umum Konvensional : 106
- b. Bank Umum Syariah : 12

Definisi

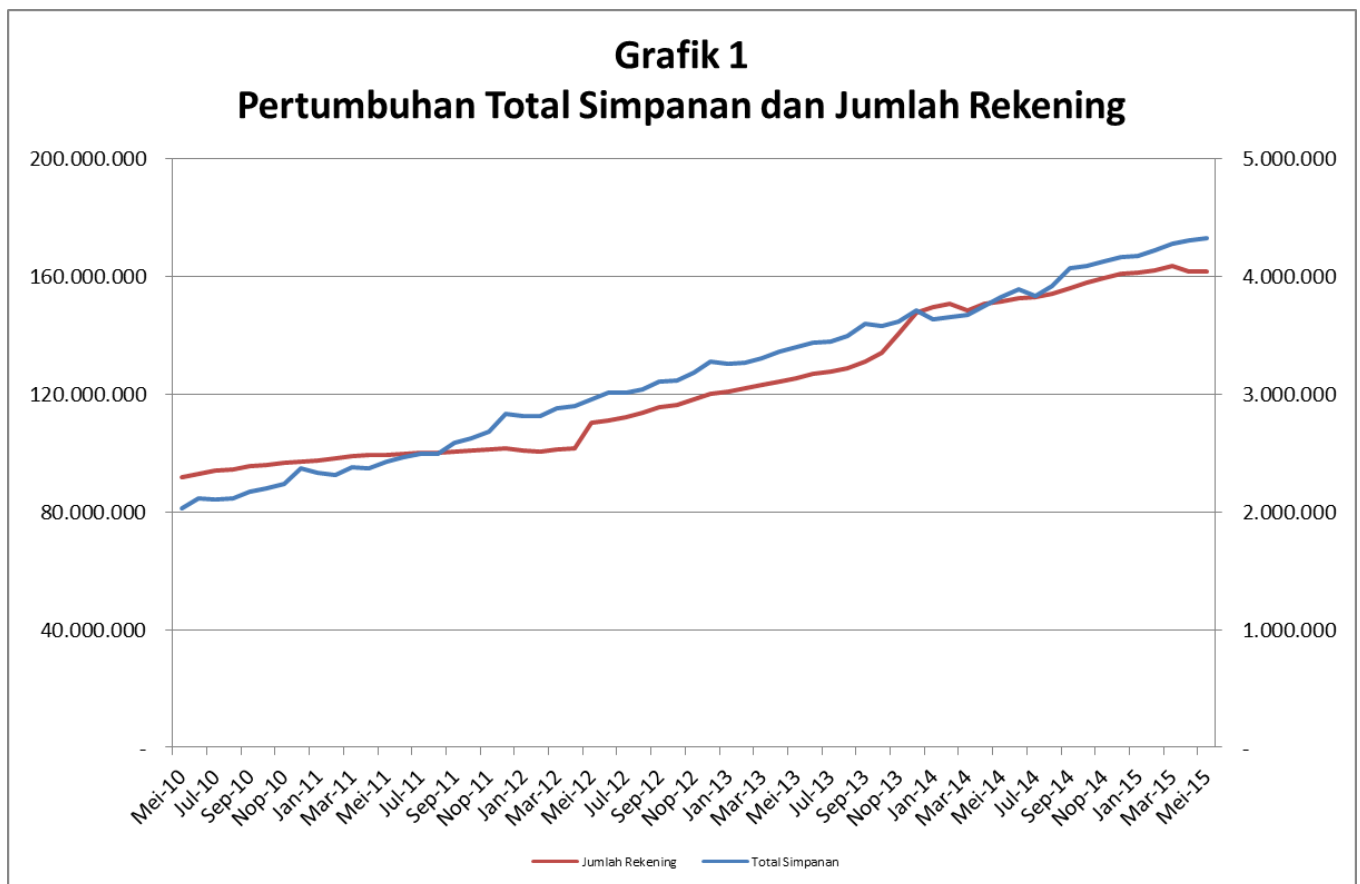
Simpanan meliputi Dana Pihak Ketiga dan simpanan dari bank lain.

Simpanan Yang Dijamin meliputi: a. seluruh simpanan yang nominalnya \leq Rp2 Miliar; b. proporsi simpanan yang dijamin (Rp2 Miliar) dari seluruh simpanan dengan nominal di atas Rp2 Miliar.

Besaran Nilai Simpanan Yang Dijamin adalah Rp2 Milyar per nasabah per bank sebagaimana diatur dalam Peraturan Pemerintah No. 66 Tahun 2008.

I. PERTUMBUHAN TOTAL SIMPANAN DAN JUMLAH REKENING PADA BANK UMUM

Tabel 1										
Total Simpanan dan Jumlah Rekening										
Bulan	2011		2012		2013		2014		2015	
	Rekening	Nominal (Rp Miliar)	Rekening	Nominal (Rp Miliar)	Rekening	Nominal (Rp Miliar)	Rekening	Nominal (Rp Miliar)	Rekening	Nominal (Rp Miliar)
Januari	97.500.965	2.330.580	100.995.991	2.812.389	120.846.777	3.253.000	149.497.368	3.637.382	161.428.538	4.168.959
Februari	98.091.890	2.316.085	100.339.507	2.809.349	121.930.266	3.265.247	150.736.549	3.651.574	162.168.103	4.222.462
Maret	98.809.698	2.381.978	101.097.601	2.879.534	123.124.821	3.307.495	148.368.993	3.671.553	163.591.483	4.279.063
April	99.360.056	2.368.030	101.531.209	2.894.013	124.229.263	3.360.138	150.569.712	3.749.915	161.703.786	4.305.688
Mei	99.237.439	2.424.450	110.120.237	2.958.972	125.424.329	3.399.580	151.524.433	3.822.525	161.794.457	4.328.166
Juni	99.553.678	2.467.294	111.011.366	3.010.181	126.795.614	3.434.159	152.393.227	3.893.057		
Juli	99.992.834	2.494.706	112.124.718	3.011.850	127.809.412	3.447.375	152.873.517	3.832.573		
Agustus	100.162.979	2.492.507	113.534.001	3.037.803	128.817.609	3.496.756	154.154.607	3.913.842		
September	100.324.722	2.586.980	115.525.552	3.104.251	130.943.737	3.599.133	155.988.838	4.066.085		
Oktober	100.681.831	2.625.158	116.426.607	3.119.552	134.082.846	3.574.573	157.844.204	4.087.348		
Nopember	101.115.423	2.684.747	118.364.092	3.182.867	140.527.064	3.617.855	159.287.812	4.127.436		
Desember	101.503.564	2.830.323	119.917.930	3.277.154	147.626.510	3.706.609	160.881.757	4.168.558		



Tabel 1.1						
Pertumbuhan Total Simpanan dan Jumlah Rekening						
Year On Year						
Tahun	Rekening	Nominal (Rp Miliar)	Rekening		Nominal	
			Δ	% Δ	Δ (Rp Milyar)	% Δ
2010	97.204.863	2.370.983	14.478.933	17,50%	602.367	34,06%
2011	101.503.564	2.830.323	4.298.701	4,42%	459.340	19,37%
2012	119.917.930	3.277.154	18.414.366	18,14%	446.832	15,79%
2013	147.626.510	3.706.609	27.708.580	23,11%	429.455	13,10%
2014	160.881.757	4.168.558	13.255.247	8,98%	461.949	12,46%
2015*)	161.794.457	4.328.166	912.700	0,57%	159.608	3,83%

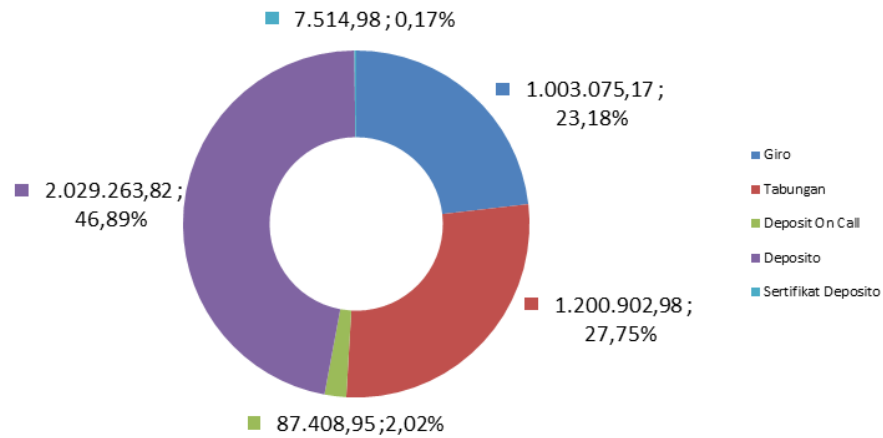
*) Data sampai dengan Mei 2015

II. DISTRIBUSI SIMPANAN BERDASARKAN JENIS SIMPANAN

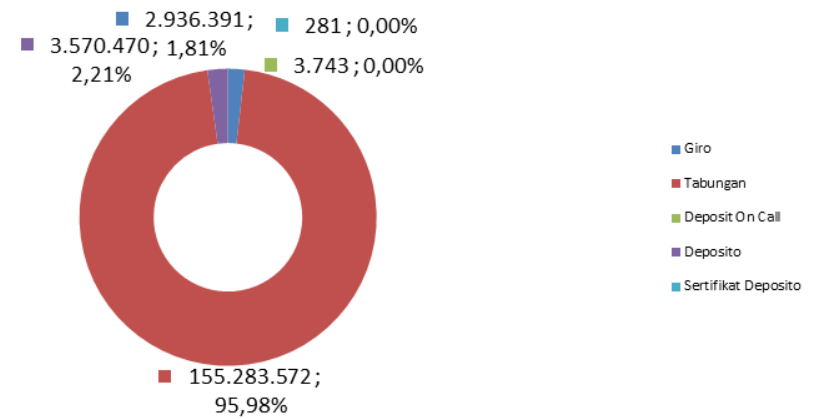
Tabel 2 Total Simpanan Berdasarkan Jenis Simpanan dan Valuta												
Jenis Simpanan	Apr-15				Mei-15				Δ			
	Rekening	%	Nominal (Rp Miliar)	%	Rekening	%	Nominal (Rp Miliar)	%	Δ Rekening	%	Δ Nominal (Rp Miliar)	%
Giro	2.917.943	1,80%	980.082	22,76%	2.936.391	1,81%	1.003.075	23,18%	18.448	0,63%	22.994	2,35%
Rupiah	2.653.436	90,94%	659.175	67,26%	2.671.790	90,99%	674.586	67,25%	18.354	0,69%	15.412	2,34%
Valas	264.507	9,06%	320.907	32,74%	264.601	9,01%	328.489	32,75%	94	0,04%	7.582	2,36%
Tabungan	155.223.291	95,99%	1.205.941	28,01%	155.283.572	95,98%	1.200.903	27,75%	60.281	0,04%	(5.038)	-0,42%
Rupiah	154.562.051	99,57%	1.106.091	91,72%	154.621.076	99,57%	1.100.603	91,65%	59.025	0,04%	(5.488)	-0,50%
Valas	661.240	0,43%	99.850	8,28%	662.496	0,43%	100.300	8,35%	1.256	0,19%	450	0,45%
Deposit on Call	4.232	0,00%	94.364	2,19%	3.743	0,00%	87.409	2,02%	(489)	-11,55%	(6.955)	-7,37%
Rupiah	3.786	89,46%	79.922	84,70%	3.399	90,81%	76.179	87,15%	(387)	-10,22%	(3.743)	-4,68%
Valas	446	10,54%	14.442	15,30%	344	9,19%	11.230	12,85%	(102)	-22,87%	(3.212)	-22,24%
Deposito	3.558.074	2,20%	2.020.552	46,93%	3.570.470	2,21%	2.029.264	46,89%	12.396	0,35%	8.712	0,43%
Rupiah	3.396.761	95,47%	1.719.844	85,12%	3.409.803	95,50%	1.718.296	84,68%	13.042	0,38%	(1.548)	-0,09%
Valas	161.313	4,53%	300.708	14,88%	160.667	4,50%	310.968	15,32%	(646)	-0,40%	10.259	3,41%
Sertifikat Deposito	245	0,00%	4.750	0,11%	281	0,00%	7.515	0,17%	36	14,69%	2.765	58,21%
Rupiah	245	0,00%	4.750	100,00%	281	0,00%	7.515	100,00%	36	14,69%	2.765	58,21%
Valas	-	0,00%	-	0,00%	-	0,00%	-	0,00%	0	0,00%	0	0,00%
Total	161.703.785	100,00%	4.305.688	100,00%	161.794.457	100,00%	4.328.166	100,00%	90.672	0,06%	22.478	0,52%
Rupiah	160.616.279	99,33%	3.569.782	82,91%	160.706.349	99,33%	3.577.179	82,65%	90.070	0,06%	7.398	0,21%
Valas	1.087.506	0,67%	735.907	17,09%	1.088.108	0,67%	750.987	17,35%	602	0,06%	15.080	2,05%

Keterangan: Prosentase simpanan pada masing-masing jenis simpanan merupakan prosentase terhadap total simpanan

Grafik 2a
Distribusi Total Simpanan Berdasarkan Jenis Simpanan



Grafik 2b
Distribusi Jumlah Rekening Berdasarkan Jenis Simpanan

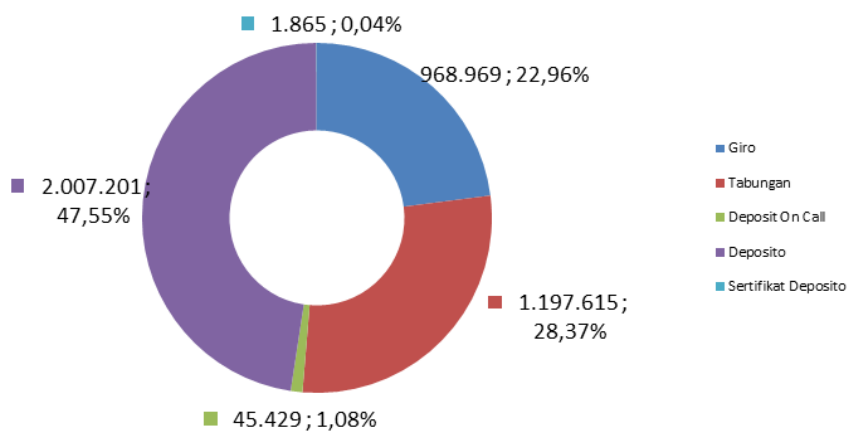


Tabel 3
DPK Berdasarkan Jenis Simpanan dan Valuta

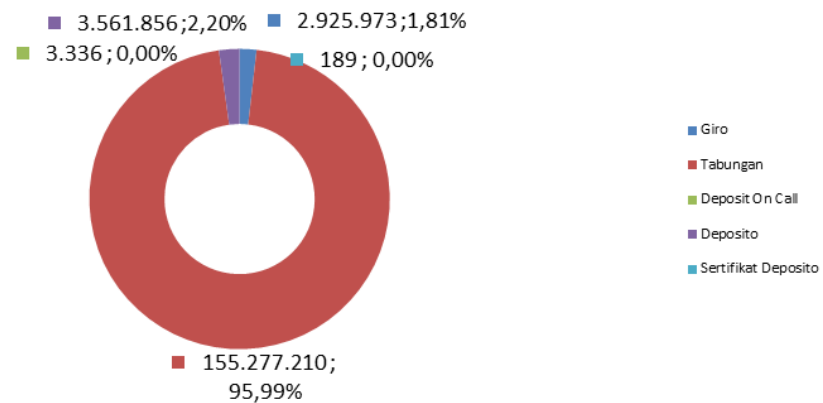
Jenis Simpanan	Apr-15				Mei-15				Δ			
	Rekening	%	Nominal (Rp Miliar)	%	Rekening	%	Nominal (Rp Miliar)	%	Δ Rekening	%	Δ Nominal (Rp Miliar)	%
Giro	2.907.501	1,80%	950.321	22,59%	2.925.973	1,81%	968.969	22,96%	18.472	0,64%	18.648	1,96%
Rupiah	2.643.367	90,92%	638.943	67,23%	2.661.757	90,97%	651.384	67,22%	18.390	0,70%	12.441	1,95%
Valas	264.134	9,08%	311.378	32,77%	264.216	9,03%	317.585	32,78%	82	0,03%	6.207	1,99%
Tabungan	155.216.868	96,00%	1.202.306	28,58%	155.277.210	95,99%	1.197.615	28,37%	60.342	0,04%	(4.691)	-0,39%
Rupiah	154.555.638	99,57%	1.102.498	91,70%	154.614.724	99,57%	1.097.349	91,63%	59.086	0,04%	(5.149)	-0,47%
Valas	661.230	0,43%	99.808	8,30%	662.486	0,43%	100.266	8,37%	1.256	0,19%	459	0,46%
Deposit on Call	3.850	0,00%	53.596	1,27%	3.336	0,00%	45.429	1,08%	(514)	-13,35%	(8.167)	-15,24%
Rupiah	3.404	88,42%	39.154	73,05%	2.992	89,69%	34.199	75,28%	(412)	-12,10%	(4.955)	-12,65%
Valas	446	11,58%	14.442	26,95%	344	10,31%	11.230	24,72%	(102)	-22,87%	(3.212)	-22,24%
Deposito	3.549.336	2,20%	1.999.008	47,52%	3.561.856	2,20%	2.007.201	47,55%	12.520	0,35%	8.194	0,41%
Rupiah	3.388.041	95,46%	1.700.631	85,07%	3.401.204	95,49%	1.698.434	84,62%	13.163	0,39%	(2.197)	-0,13%
Valas	161.295	4,54%	298.377	14,93%	160.652	4,51%	308.768	15,38%	(643)	-0,40%	10.391	3,48%
Sertifikat Deposito	195	0,00%	1.818	0,04%	189	0,00%	1.865	0,04%	(6)	-3,08%	47	2,61%
Rupiah	195	100,00%	1.818	100,00%	189	100,00%	1.865	100,00%	(6)	-3,08%	47	2,61%
Valas	-	0,00%	-	0,00%	-	0,00%	-	0,00%	0	0,00%	0	0,00%
Total	161.677.750	100,00%	4.207.048	100,00%	161.768.564	100,00%	4.221.080	100,00%	90.814	0,06%	14.032	0,33%
Rupiah	160.590.645	99,33%	3.483.044	82,79%	160.680.866	99,33%	3.483.231	82,52%	90.221	0,06%	187	0,01%
Valas	1.087.105	0,67%	724.004	17,21%	1.087.698	0,67%	737.849	17,48%	593	0,05%	13.845	1,91%

Keterangan: Prosentase simpanan pada masing-masing jenis simpanan merupakan prosentase terhadap total simpanan

Grafik 3a
Distribusi Nominal DPK Berdasarkan Jenis Simpanan



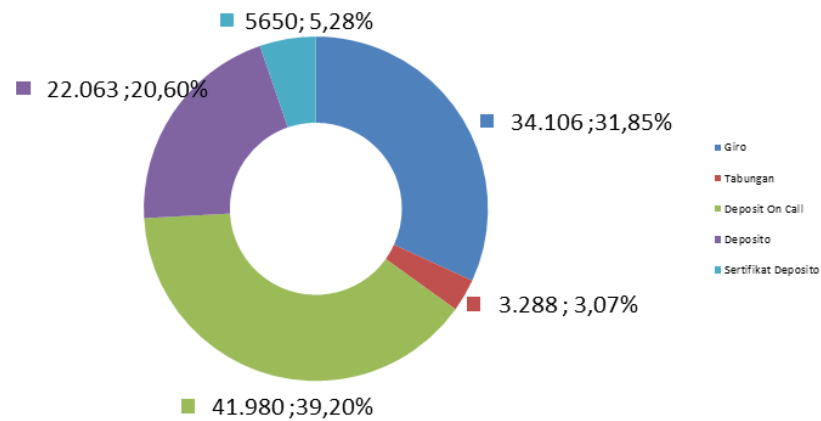
Grafik 3b
Distribusi Rekening DPK Berdasarkan Jenis Simpanan



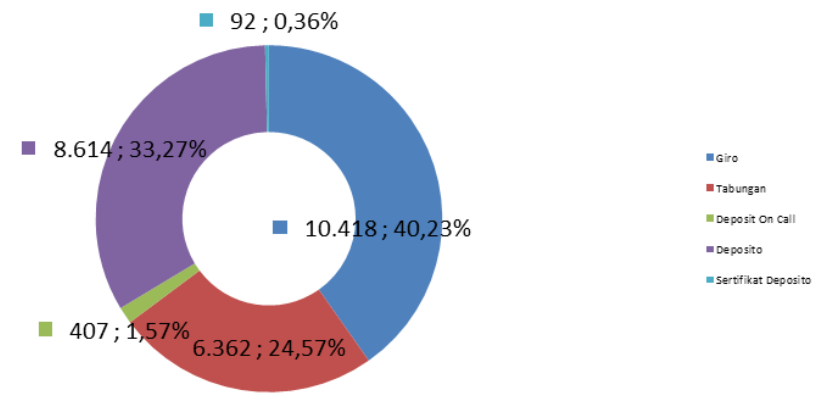
Tabel 4												
Simpanan Dari Bank Lain Berdasarkan Jenis Simpanan dan Valuta												
Jenis Simpanan	Apr-15				Mei-15				Δ			
	Rekening	%	Nominal (Rp Miliar)	%	Rekening	%	Nominal (Rp Miliar)	%	Δ Rekening	%	Δ Nominal (Rp Miliar)	%
Giro	10.442	40,11%	29.761	30,17%	10.418	40,23%	34.106	31,85%	(24)	-0,23%	4.345	14,60%
Rupiah	10.069	96,43%	20.232	67,98%	10.033	96,30%	23.203	68,03%	(36)	-0,36%	2.971	14,68%
Valas	373	3,57%	9.529	32,02%	385	3,70%	10.904	31,97%	12	3,22%	1.375	14,43%
Tabungan	6.423	24,67%	3.635	3,69%	6.362	24,57%	3.288	3,07%	(61)	-0,95%	(347)	-9,56%
Rupiah	6.413	99,84%	3.593	98,84%	6.352	99,84%	3.254	98,97%	(61)	-0,95%	(339)	-9,44%
Valas	10	0,16%	42	1,16%	10	0,16%	34	1,03%	0	0,00%	(8)	-19,33%
Deposit on Call	382	1,47%	40.768	41,33%	407	1,57%	41.980	39,20%	25	6,54%	1.212	2,97%
Rupiah	382	100,00%	40.768	100,00%	407	100,00%	41.980	100,00%	25	6,54%	1.212	2,97%
Valas	-	0,00%	-	0,00%	-	0,00%	-	0,00%	0	0,00%	0	0,00%
Deposito	8.738	33,56%	21.544	21,84%	8.614	33,27%	22.063	20,60%	(124)	-1,42%	518	2,41%
Rupiah	8.720	99,79%	19.213	89,18%	8.599	99,83%	19.862	90,03%	(121)	-1,39%	650	3,38%
Valas	18	0,21%	2.332	10,82%	15	0,17%	2.200	9,97%	(3)	-16,67%	(131)	-5,64%
Sertifikat Deposito	50	0,19%	2.932	2,97%	92	0,36%	5.650	5,28%	42	0,04%	2.717	92,67%
Rupiah	50	0,00%	2.932	0,00%	92	100,00%	5.650	0,00%	42	0,00%	2.717	92,67%
Valas	-	0,00%	-	0,00%	-	0,00%	-	0,00%	0	0,00%	0	0,00%
Total	26.035	100,00%	98.641	100,00%	25.893	100,00%	107.086	100,00%	(142)	-0,55%	8.445	8,56%
Rupiah	25.634	98,46%	86.738	87,93%	25.483	98,42%	93.948	87,73%	(151)	-0,59%	7.210	8,31%
Valas	401	1,54%	11.903	12,07%	410	1,58%	13.138	12,27%	9	2,24%	1.235	10,38%

Keterangan: Prosentase simpanan pada masing-masing jenis simpanan merupakan prosentase terhadap total simpanan

Grafik 4a
Distribusi Nominal Simpanan dari Bank Lain
Berdasarkan Jenis Simpanan



Grafik 4b
Distribusi Rekening Simpanan dari Bank Lain
Berdasarkan Jenis Simpanan



III. DISTRIBUSI SIMPANAN BERDASARKAN SEGMENT NOMINAL SIMPANAN

Tabel 5 Total Simpanan Berdasarkan Segmen Nominal dan Valuta												
Nominal Simpanan	Apr-15				Mei-15				Δ			
	Rekening	%	Nominal (Rp Miliar)	%	Rekening	%	Nominal (Rp Miliar)	%	Δ Rekening	%	Δ Nominal (Rp Miliar)	%
N ≤ 100 Jt	158.069.403	97,75%	609.493	14,16%	158.151.697	97,75%	603.556	13,94%	82.294	0,05%	(5.936)	-0,97%
Rupiah	157.298.735	99,51%	595.323	97,68%	157.376.446	99,51%	589.299	97,64%	77.711	0,05%	(6.024)	-1,01%
Valas	770.668	0,49%	14.170	2,32%	775.251	0,49%	14.257	2,36%	4.583	0,59%	87	0,62%
100 Jt < N ≤ 200 Jt	1.634.573	1,01%	229.383	5,33%	1.634.103	1,01%	229.758	5,31%	(470)	-0,03%	375	0,16%
Rupiah	1.526.223	93,37%	214.108	93,34%	1.527.348	93,47%	214.534	93,37%	1.125	0,07%	426	0,20%
Valas	108.350	6,63%	15.275	6,66%	106.755	6,53%	15.224	6,63%	(1.595)	-1,47%	(50)	-0,33%
200 Jt < N ≤ 500 Jt	1.096.027	0,68%	353.922	8,22%	1.101.014	0,68%	356.447	8,24%	4.987	0,46%	2.525	0,71%
Rupiah	1.002.219	91,44%	324.239	91,61%	1.008.298	91,58%	326.838	91,69%	6.079	0,61%	2.599	0,80%
Valas	93.808	8,56%	29.684	8,39%	92.716	8,42%	29.609	8,31%	(1.092)	-1,16%	(74)	-0,25%
500 Jt < N ≤ 1 M	459.186	0,28%	341.658	7,94%	461.432	0,29%	343.705	7,94%	2.246	0,49%	2.047	0,60%
Rupiah	410.126	89,32%	307.601	90,03%	413.139	89,53%	309.865	90,15%	3.013	0,73%	2.264	0,74%
Valas	49.060	10,68%	34.056	9,97%	48.293	10,47%	33.840	9,85%	(767)	-1,56%	(217)	-0,64%
1 M < N ≤ 2 M	231.283	0,14%	328.176	7,62%	232.159	0,14%	330.258	7,63%	876	0,38%	2.082	0,63%
Rupiah	200.721	86,79%	285.983	87,14%	202.031	87,02%	288.324	87,30%	1.310	0,65%	2.341	0,82%
Valas	30.562	13,21%	42.193	12,86%	30.128	12,98%	41.934	12,70%	(434)	-1,42%	(259)	-0,61%
2 M < N ≤ 5 M	136.795	0,08%	426.743	9,91%	137.255	0,08%	428.689	9,90%	460	0,34%	1.946	0,46%
Rupiah	118.204	86,41%	369.427	86,57%	118.757	86,52%	371.418	86,64%	553	0,47%	1.992	0,54%
Valas	18.591	13,59%	57.316	13,43%	18.498	13,48%	57.270	13,36%	(93)	-0,50%	(46)	-0,08%
N > 5 M	76.518	0,05%	2.016.314	46,83%	76.797	0,05%	2.035.753	47,04%	279	0,36%	19.439	0,96%
Rupiah	60.051	78,48%	1.473.101	73,06%	60.330	78,56%	1.476.901	72,55%	279	0,46%	3.800	0,26%
Valas	16.467	21,52%	543.213	26,94%	16.467	21,44%	558.852	27,45%	0	0,00%	15.639	2,88%
Total	161.703.785	100,00%	4.305.688	100,00%	161.794.457	100,00%	4.328.166	100,00%	90.672	0,06%	22.478	0,52%
Rupiah	160.616.279	99,33%	3.569.782	82,91%	160.706.349	99,33%	3.577.179	82,65%	90.070	0,06%	7.398	0,21%
Valas	1.087.506	0,67%	735.907	17,09%	1.088.108	0,67%	750.987	17,35%	602	0,06%	15.080	2,05%

Keterangan: Prosentase simpanan pada masing-masing segmen nominal simpanan merupakan prosentase terhadap total simpanan

Tabel 6												
DPK Berdasarkan Segmen Nominal dan Valuta												
Nominal Simpanan	Apr-15				Mei-15				Δ			
	Rekening	%	Nominal (Rp Miliar)	%	Rekening	%	Nominal (Rp Miliar)	%	Δ Rekening	%	Δ Nominal (Rp Miliar)	%
N ≤ 100 Jt	158.057.405	97,76%	609.090	14,48%	158.140.011	97,76%	602.966	14,28%	82.606	0,05%	(6.124)	-1,01%
Rupiah	157.286.842	99,51%	594.922	97,67%	157.364.872	99,51%	588.711	97,64%	78.030	0,05%	(6.211)	-1,04%
Valas	770.563	0,49%	14.168	2,33%	775.139	0,49%	14.254	2,36%	4.576	0,59%	87	0,61%
100 Jt < N ≤ 200 Jt	1.631.729	1,01%	228.958	5,44%	1.631.040	1,01%	229.308	5,43%	(689)	-0,04%	349	0,15%
Rupiah	1.523.403	93,36%	213.687	93,33%	1.524.304	93,46%	214.086	93,36%	901	0,06%	399	0,19%
Valas	108.326	6,64%	15.271	6,67%	106.736	6,54%	15.222	6,64%	(1.590)	-1,47%	(50)	-0,33%
200 Jt < N ≤ 500 Jt	1.092.132	0,68%	352.543	8,38%	1.097.148	0,68%	355.092	8,41%	5.016	0,46%	2.550	0,72%
Rupiah	998.359	91,41%	322.869	91,58%	1.004.469	91,55%	325.495	91,66%	6.110	0,61%	2.626	0,81%
Valas	93.773	8,59%	29.674	8,42%	92.679	8,45%	29.597	8,34%	(1.094)	-1,17%	(76)	-0,26%
500 Jt < N ≤ 1 M	456.168	0,28%	339.165	8,06%	458.397	0,28%	341.204	8,08%	2.229	0,49%	2.039	0,60%
Rupiah	407.140	89,25%	305.132	89,97%	410.134	89,47%	307.386	90,09%	2.994	0,74%	2.254	0,74%
Valas	49.028	10,75%	34.033	10,03%	48.263	10,53%	33.818	9,91%	(765)	-1,56%	(215)	-0,63%
1 M < N ≤ 2 M	229.648	0,14%	325.724	7,74%	230.623	0,14%	327.947	7,77%	975	0,42%	2.223	0,68%
Rupiah	199.111	86,70%	283.566	87,06%	200.527	86,95%	286.057	87,23%	1.416	0,71%	2.491	0,88%
Valas	30.537	13,30%	42.157	12,94%	30.096	13,05%	41.889	12,77%	(441)	-1,44%	(268)	-0,64%
2 M < N ≤ 5 M	135.519	0,08%	422.388	10,04%	136.030	0,08%	424.440	10,06%	511	0,38%	2.052	0,49%
Rupiah	116.955	86,30%	365.164	86,45%	117.563	86,42%	367.270	86,53%	608	0,52%	2.106	0,58%
Valas	18.564	13,70%	57.224	13,55%	18.467	13,58%	57.171	13,47%	(97)	-0,52%	(53)	-0,09%
N > 5 M	75.149	0,05%	1.929.180	45,86%	75.315	0,05%	1.940.123	45,96%	166	0,22%	10.943	0,57%
Rupiah	58.835	78,29%	1.397.703	72,45%	58.997	78,33%	1.394.225	71,86%	162	0,28%	(3.478)	-0,25%
Valas	16.314	21,71%	531.477	27,55%	16.318	21,67%	545.898	28,14%	4	0,02%	14.421	2,71%
Total	161.677.750	100,00%	4.207.048	100,00%	161.768.564	100,00%	4.221.080	100,00%	90.814	0,06%	14.032	0,33%
Rupiah	160.590.645	99,33%	3.483.044	82,79%	160.680.866	99,33%	3.483.231	82,52%	90.221	0,06%	187	0,01%
Valas	1.087.105	0,67%	724.004	17,21%	1.087.698	0,67%	737.849	17,48%	593	0,05%	13.845	1,91%

Keterangan: Prosentase simpanan pada masing-masing segmen nominal simpanan merupakan prosentase terhadap total simpanan

Tabel 7 Simpanan Dari Bank Lain Berdasarkan Segmen Nominal dan Valuta												
Nominal Simpanan	Apr-15				Mei-15				Δ			
	Rekening	%	Nominal (Rp Miliar)	%	Rekening	%	Nominal (Rp Miliar)	%	Δ Rekening	%	Δ Nominal (Rp Miliar)	%
N ≤ 100 Jt	11.998	46,08%	403	0,41%	11.686	45,13%	590	0,55%	(312)	-2,60%	188	46,66%
Rupiah	11.893	99,12%	400	99,44%	11.574	99,04%	588	99,53%	(319)	-2,68%	187	46,80%
Valas	105	0,88%	2	0,56%	112	0,96%	3	0,47%	7	6,67%	0	22,01%
100 Jt < N ≤ 200 Jt	2.844	10,92%	425	0,43%	3.063	11,83%	451	0,42%	219	7,70%	26	6,04%
Rupiah	2.820	99,16%	422	99,24%	3.044	99,38%	448	99,39%	224	7,94%	26	6,20%
Valas	24	0,84%	3	0,76%	19	0,62%	3	0,61%	(5)	-20,83%	(0)	-14,80%
200 Jt < N ≤ 500 Jt	3.895	14,96%	1.380	1,40%	3.866	14,93%	1.355	1,27%	(29)	-0,74%	(25)	-1,81%
Rupiah	3.860	99,10%	1.370	99,26%	3.829	99,04%	1.343	99,12%	(31)	-0,80%	(27)	-1,95%
Valas	35	0,90%	10	0,74%	37	0,96%	12	0,88%	2	5,71%	2	17,07%
500 Jt < N ≤ 1 M	3.018	11,59%	2.493	2,53%	3.035	11,72%	2.501	2,34%	17	0,56%	8	0,33%
Rupiah	2.986	98,94%	2.469	99,05%	3.005	99,01%	2.479	99,13%	19	0,64%	10	0,40%
Valas	32	1,06%	24	0,95%	30	0,99%	22	0,87%	(2)	-6,25%	(2)	-7,77%
1 M < N ≤ 2 M	1.635	6,28%	2.452	2,49%	1.536	5,93%	2.311	2,16%	(99)	-6,06%	(141)	-5,76%
Rupiah	1.610	98,47%	2.417	98,55%	1.504	97,92%	2.266	98,06%	(106)	-6,58%	(150)	-6,22%
Valas	25	1,53%	36	1,45%	32	2,08%	45	1,94%	7	28,00%	9	25,67%
2 M < N ≤ 5 M	1.276	4,90%	4.355	4,41%	1.225	4,73%	4.248	3,97%	(51)	-4,00%	(106)	-2,44%
Rupiah	1.249	97,88%	4.263	97,88%	1.194	97,47%	4.149	97,65%	(55)	-4,40%	(114)	-2,67%
Valas	27	2,12%	92	2,12%	31	2,53%	100	2,35%	4	14,81%	8	8,44%
N > 5 M	1.369	5,26%	87.134	88,33%	1.482	5,72%	95.630	89,30%	113	8,25%	8.496	9,75%
Rupiah	1.216	88,82%	75.398	86,53%	1.333	89,95%	82.676	86,45%	117	9,62%	7.278	9,65%
Valas	153	11,18%	11.736	13,47%	149	10,05%	12.954	13,55%	(4)	-2,61%	1.218	10,38%
Total	26.035	100,00%	98.641	100,00%	25.893	100,00%	107.086	100,00%	(142)	-0,55%	8.445	8,56%
Rupiah	25.634	98,46%	86.738	87,93%	25.483	98,42%	93.948	87,73%	(151)	-0,59%	7.210	8,31%
Valas	401	1,54%	11.903	12,07%	410	1,58%	13.138	12,27%	9	2,24%	1.235	10,38%

Keterangan: Prosentase simpanan pada masing-masing segmen nominal simpanan merupakan prosentase terhadap total simpanan

IV. DISTRIBUSI SIMPANAN BERDASARKAN BESARAN NILAI SIMPANAN YANG DIJAMIN

Tabel 8												
Total Simpanan Berdasarkan Besaran Nilai Simpanan yang Dijamin dan Valuta												
Nominal Simpanan	Apr-15				Mei-15				Δ			
	Rekening	%	Nominal (Rp Miliar)	%	Rekening	%	Nominal (Rp Miliar)	%	Δ Rekening	%	Δ Nominal (Rp Miliar)	%
N ≤ 2 M	161.490.472	99,87%	1.862.632	43,26%	161.580.405	99,87%	1.863.724	43,06%	89.933	0,06%	1.092	0,06%
Rupiah	160.438.024	99,35%	1.727.254	92,73%	160.527.262	99,35%	1.728.860	92,76%	89.238	0,06%	1.605	0,09%
Valas	1.052.448	0,65%	135.378	7,27%	1.053.143	0,65%	134.864	7,24%	695	0,07%	(513)	-0,38%
N > 2 M	213.313	0,13%	2.443.057	56,74%	214.052	0,13%	2.464.442	56,94%	739	0,35%	21.386	0,88%
Rupiah	178.255	83,56%	1.842.527	75,42%	179.087	83,67%	1.848.319	75,00%	832	0,47%	5.792	0,31%
Valas	35.058	16,44%	600.529	24,58%	34.965	16,33%	616.123	25,00%	(93)	-0,27%	15.593	2,60%
Total	161.703.785	100,00%	4.305.688	100,00%	161.794.457	100,00%	4.328.166	100,00%	90.672	0,06%	22.478	0,52%
Rupiah	160.616.279	99,33%	3.569.782	82,91%	160.706.349	99,33%	3.577.179	82,65%	90.070	0,06%	7.398	0,21%
Valas	1.087.506	0,67%	735.907	17,09%	1.088.108	0,67%	750.987	17,35%	602	0,06%	15.080	2,05%

Keterangan: Prosentase simpanan pada masing-masing segmen nominal simpanan merupakan prosentase terhadap total simpanan

Tabel 9												
DPK Berdasarkan Besaran Nilai Simpanan yang Dijamin dan Valuta												
Nominal Simpanan	Apr-15				Mei-15				Δ			
	Rekening	%	Nominal (Rp Miliar)	%	Rekening	%	Nominal (Rp Miliar)	%	Δ Rekening	%	Δ Nominal (Rp Miliar)	%
N ≤ 2 M	161.467.082	99,87%	1.855.479	44,10%	161.557.219	99,87%	1.856.516	43,98%	90.137	0,06%	1.037	0,06%
Rupiah	160.414.855	99,35%	1.720.177	92,71%	160.504.306	99,35%	1.721.736	92,74%	89.451	0,06%	1.559	0,09%
Valas	1.052.227	0,65%	135.303	7,29%	1.052.913	0,65%	134.780	7,26%	686	0,07%	(523)	-0,39%
N > 2 M	210.668	0,13%	2.351.568	55,90%	211.345	0,13%	2.364.564	56,02%	677	0,32%	12.995	0,55%
Rupiah	175.790	83,44%	1.762.867	74,97%	176.560	83,54%	1.761.495	74,50%	770	0,44%	(1.372)	-0,08%
Valas	34.878	16,56%	588.701	25,03%	34.785	16,46%	603.069	25,50%	(93)	-0,27%	14.367	2,44%
Total	161.677.750	100,00%	4.207.048	100,00%	161.768.564	100,00%	4.221.080	100,00%	90.814	0,06%	14.032	0,33%
Rupiah	160.590.645	99,33%	3.483.044	82,79%	160.680.866	99,33%	3.483.231	82,52%	90.221	0,06%	187	0,01%
Valas	1.087.105	0,67%	724.004	17,21%	1.087.698	0,67%	737.849	17,48%	593	0,05%	13.845	1,91%

Keterangan: Prosentase simpanan pada masing-masing segmen nominal simpanan merupakan prosentase terhadap total simpanan

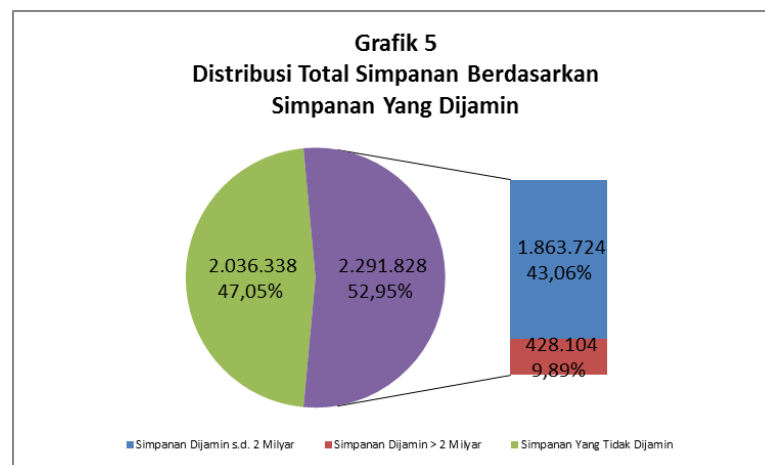
Tabel 10												
Simpanan Dari Bank Lain Berdasarkan Besaran Nilai Simpanan yang Dijamin dan Valuta												
Nominal Simpanan	Apr-15				Mei-15				Δ			
	Rekening	%	Nominal (Rp Miliar)	%	Rekening	%	Nominal (Rp Miliar)	%	Δ Rekening	%	Δ Nominal (Rp Miliar)	%
N ≤ 2 M	23.390	89,84%	7.152	7,25%	23.186	89,55%	7.208	6,73%	(204)	-0,87%	55	0,77%
Rupiah	23.169	99,06%	7.077	98,95%	22.956	99,01%	7.124	98,83%	(213)	-0,92%	46	0,66%
Valas	221	0,94%	75	1,05%	230	0,99%	84	1,17%	9	4,07%	9	12,09%
N > 2 M	2.645	10,16%	91.488	92,75%	2.707	10,45%	99.878	93,27%	62	2,34%	8.390	9,17%
Rupiah	2.465	93,19%	79.660	87,07%	2.527	93,35%	86.824	86,93%	62	2,52%	7.164	8,99%
Valas	180	6,81%	11.828	12,93%	180	6,65%	13.054	13,07%	0	0,00%	1.226	10,37%
Total	26.035	100,00%	98.641	100,00%	25.893	100,00%	107.086	100,00%	(142)	-0,55%	8.445	8,56%
Rupiah	25.634	98,46%	86.738	87,93%	25.483	98,42%	93.948	87,73%	(151)	-0,59%	7.210	8,31%
Valas	401	1,54%	11.903	12,07%	410	1,58%	13.138	12,27%	9	2,24%	1.235	10,38%

Keterangan: Prosentase simpanan pada masing-masing segmen nominal simpanan merupakan prosentase terhadap total simpanan

V. DISTRIBUSI SIMPANAN YANG DIJAMIN

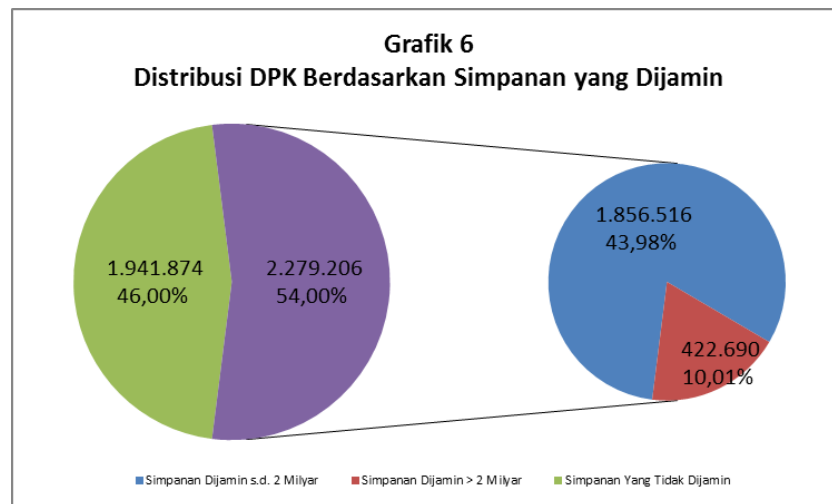
Tabel 11 Total Simpanan Berdasarkan Simpanan Yang Dijamin dan Valuta												
Nominal Simpanan	Apr-15				Mei-15				Δ			
	Rekening	%	Nominal (Rp Miliar)	%	Rekening	%	Nominal (Rp Miliar)	%	Δ Rekening	%	Δ Nominal (Rp Miliar)	%
N ≤ 2 M	161.490.472	99,87%	1.862.632	81,36%	161.580.405	99,87%	1.863.724	81,32%	89.933	0,06%	1.092	0,06%
Rupiah	160.438.024	99,35%	1.727.254	92,73%	160.527.262	99,35%	1.728.860	92,76%	89.238	0,06%	1.605	0,09%
Valas	1.052.448	0,65%	135.378	7,27%	1.053.143	0,65%	134.864	7,24%	695	0,07%	(513)	-0,38%
N > 2 M	213.313	0,13%	426.626	18,64%	214.052	0,13%	428.104	18,68%	739	0,35%	1.478	0,35%
Rupiah	178.255	83,56%	356.510	83,56%	179.087	83,67%	358.174	83,67%	832	0,47%	1.664	0,47%
Valas	35.058	16,44%	70.116	16,44%	34.965	16,33%	69.930	16,33%	(93)	-0,27%	(186)	-0,27%
Total	161.703.785	100,00%	2.289.258	100,00%	161.794.457	100,00%	2.291.828	100,00%	90.672	0,06%	2.570	0,11%
Rupiah	160.616.279	99,33%	2.083.764	91,02%	160.706.349	99,33%	2.087.034	91,06%	90.070	0,06%	3.269	0,16%
Valas	1.087.506	0,67%	205.494	8,98%	1.088.108	0,67%	204.794	8,94%	602	0,06%	(699)	-0,34%

Keterangan: Prosentase simpanan pada masing-masing segmen nominal simpanan merupakan prosentase terhadap total simpanan



Tabel 12												
DPK berdasarkan Simpanan yang Dijamin dan Valuta												
Nominal Simpanan	Apr-15				Mei-15				Δ			
	Rekening	%	Nominal (Rp Miliar)	%	Rekening	%	Nominal (Rp Miliar)	%	Δ Rekening	%	Δ Nominal (Rp Miliar)	%
N ≤ 2 M	161.467.082	99,87%	1.855.479	81,49%	161.557.219	99,87%	1.856.516	81,45%	90.137	0,06%	1.037	0,06%
Rupiah	160.414.855	99,35%	1.720.177	92,71%	160.504.306	99,35%	1.721.736	92,74%	89.451	0,06%	1.559	0,09%
Valas	1.052.227	0,65%	135.303	7,29%	1.052.913	0,65%	134.780	7,26%	686	0,07%	(523)	-0,39%
N > 2 M	210.668	0,13%	421.336	18,51%	211.345	0,13%	422.690	18,55%	677	0,32%	1.354	0,32%
Rupiah	175.790	83,44%	351.580	83,44%	176.560	83,54%	353.120	83,54%	770	0,44%	1.540	0,44%
Valas	34.878	16,56%	69.756	16,56%	34.785	16,46%	69.570	16,46%	(93)	-0,27%	(186)	-0,27%
Total	161.677.750	100,00%	2.276.815	100,00%	161.768.564	100,00%	2.279.206	100,00%	90.814	0,06%	2.391	0,10%
Rupiah	160.590.645	99,33%	2.071.757	90,99%	160.680.866	99,33%	2.074.856	91,03%	90.221	0,06%	3.099	0,15%
Valas	1.087.105	0,67%	205.059	9,01%	1.087.698	0,67%	204.350	8,97%	593	0,05%	(709)	-0,35%

Keterangan: Prosentase simpanan pada masing-masing segmen nominal simpanan merupakan prosentase terhadap total simpanan



Tabel 13												
Simpanan Dari Bank Lain Berdasarkan Simpanan Yang Dijamin dan Valuta												
Nominal Simpanan	Apr-15				Mei-15				Δ			
	Rekening	%	Nominal (Rp Miliar)	%	Rekening	%	Nominal (Rp Miliar)	%	Δ Rekening	%	Δ Nominal (Rp Miliar)	%
N ≤ 2 M	23.390	89,84%	7.152	57,48%	23.186	89,55%	7.208	57,11%	(204)	-0,87%	55	0,77%
Rupiah	23.169	99,06%	7.077	98,95%	22.956	99,01%	7.124	98,83%	(213)	-0,92%	46	0,66%
Valas	221	0,94%	75	1,05%	230	0,99%	84	1,17%	9	4,07%	9	12,09%
N > 2 M	2.645	10,16%	5.290	42,52%	2.707	10,45%	5.414	42,89%	62	2,34%	124	2,34%
Rupiah	2.465	93,19%	4.930	93,19%	2.527	93,35%	5.054	93,35%	62	2,52%	124	2,52%
Valas	180	6,81%	360	6,81%	180	6,65%	360	6,65%	0	0,00%	0	0,00%
Total	26.035	100,00%	12.442	100,00%	25.893	100,00%	12.622	100,00%	(142)	-0,55%	179	1,44%
Rupiah	25.634	98,46%	12.007	96,50%	25.483	98,42%	12.178	96,48%	(151)	-0,59%	170	1,42%
Valas	401	1,54%	435	3,50%	410	1,58%	444	3,52%	9	2,24%	9	2,08%

Keterangan: Prosentase simpanan pada masing-masing segmen nominal simpanan merupakan prosentase terhadap total simpanan

