



LEMBAGA
PENJAMIN
SIMPANAN

Indonesia
Deposit
Insurance
Corporation

Distribusi Simpanan Bank Umum

Mei 2016

DAFTAR ISI

Keterangan		2
1. Pertumbuhan Total Simpanan dan Jumlah Rekening pada Bank Umum		3
Total Simpanan dan Jumlah Rekening	Tabel 1	3
Pertumbuhan Total Simpanan dan Jumlah Rekening	Grafik 1	3
Tabel Pertumbuhan Simpanan dan Jumlah Rekening Year on Year	Tabel 1.1	4
2. Distribusi Total Simpanan dan Jumlah Rekening Berdasarkan Jenis Simpanan		5
2.1. Total Simpanan dan Jumlah Rekening Berdasarkan Jenis Simpanan dan Valuta	Tabel 2	5
2.2. Distribusi Total Simpanan dan Jumlah Rekening Berdasarkan Jenis Simpanan		6
Distribusi Total Simpanan Berdasarkan Jenis Simpanan	Grafik 2a	6
Distribusi Jumlah Rekening Berdasarkan jenis Simpanan	Grafik 2b	6
2.3. Dana Pihak ketiga Berdasarkan Jumlah Simpanan dan Valuta	Tabel 3	7
2.4. Distribusi Nominal dan Rekening Dana Pihak Ketiga Berdasarkan Jenis Simpanan		7
Distribusi Nominal dan Rekening Dana Pihak Ketiga Berdasarkan Jenis Simpanan	Grafik 3a, 3b	7
2.5. Simpanan Dari Bank Lain Berdasarkan Jenis Simpanan dan Valuta	Tabel 4	8
2.6. Distribusi Nominal dan Rekening Simpanan dari Bank Lain Berdasarkan Jenis Simpanan	Grafik 4a, 4b	9
3. Distribusi Simpanan Berdasarkan Segmen Nominal Simpanan		10
3.1. Total Simpanan Berdasarkan Segmen Nominal dan Valuta	Tabel 5	10
3.2. Dana Pihak Ketiga Berdasarkan Segmen Nominal dan Valuta	Tabel 6	11
3.3. Simpanan dari Bank Lain berdasarkan Segmen Nominal dan Valuta	Tabel 7	12
4. Distribusi Simpanan Berdasarkan Besaran Nilai Simpanan yang Dijamin dan Valuta		13
4.1. Total Simpanan berdasarkan Besaran Nilai Simpanan yang Dijamin dan Valuta	Tabel 8	14
4.2. Dana Pihak Ketiga berdasarkan Besaran Nilai Simpanan yang Dijamin dan Valuta	Tabel 9	15
4.3. Simpanan dari Bank Lain berdasarkan Besaran Nilai Simpanan yang Dijamin dan Valuta	Tabel 10	15
5. Distribusi Dana Pihak Ketiga dan Simpanan dari Bank Lain Yang Dijamin		16
5.1. Total Simpanan dan Distribusi Total Simpanan yang Dijamin dan Valuta	Tabel 11	16
Distribusi Total Simpanan Berdasarkan Simpanan yang Dijamin	Grafik 5	16
5.2. Dana Pihak Ketiga Berdasarkan Simpanan yang Dijamin dan Valuta	Tabel 12	17
Distribusi Dana Pihak Ketiga Berdasarkan Simpanan yang Dijamin dan Valuta	Grafik 6	17
5.3. Simpanan Dari Bank Lain Berdasarkan Simpanan yang Dijamin dan Valuta	Tabel 13	18
Distribusi DPK berdasarkan Simpanan yang Dijamin dan Valuta	Grafik 7	18

KETERANGAN

Sumber Data

Data yang digunakan bersumber dari Laporan Posisi Simpanan yang disampaikan oleh bank umum kepada Lembaga Penjamin Simpanan.

Jumlah bank umum:

- a. Bank Umum Konvensional : 106
- b. Bank Umum Syariah : 12

Definisi

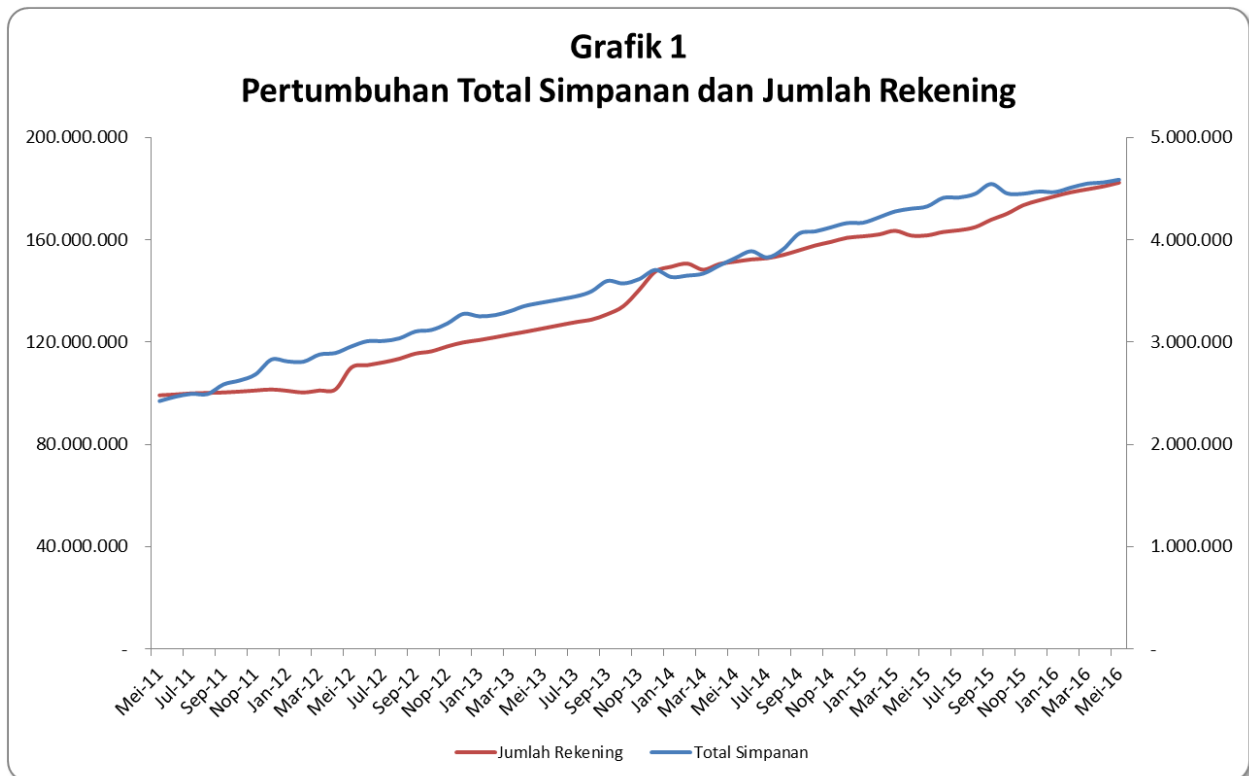
Simpanan meliputi Dana Pihak Ketiga dan simpanan dari bank lain.

Simpanan Yang Dijamin meliputi: a. seluruh simpanan yang nominalnya \leq Rp2 Miliar; b. proporsi simpanan yang dijamin (Rp2 Miliar) dari seluruh simpanan dengan nominal di atas Rp2 Miliar.

Besaran Nilai Simpanan Yang Dijamin adalah Rp2 Milyar per nasabah per bank sebagaimana diatur dalam Peraturan Pemerintah No. 66 Tahun 2008.

1. PERTUMBUHAN TOTAL SIMPANAN DAN JUMLAH REKENING PADA BANK UMUM

Tabel 1										
Total Simpanan dan Jumlah Rekening										
Bulan	2012		2013		2014		2015		2016	
	Rekening	Nominal (Rp Miliar)	Rekening	Nominal (Rp Miliar)	Rekening	Nominal (Rp Miliar)	Rekening	Nominal (Rp Miliar)	Rekening	Nominal (Rp Miliar)
Januari	100.995.991	2.812.389	120.846.777	3.253.000	149.530.751	3.637.382	161.428.538	4.168.841	177.136.780	4.468.860
Februari	100.339.507	2.809.349	121.930.266	3.265.247	150.736.550	3.651.574	162.168.106	4.222.482	178.672.201	4.512.757
Maret	101.097.601	2.879.534	123.124.821	3.307.495	148.368.994	3.671.553	163.591.483	4.279.063	179.821.600	4.550.907
April	101.531.209	2.894.013	124.229.263	3.360.138	150.569.713	3.749.915	161.703.787	4.305.689	180.940.127	4.562.449
Mei	110.120.237	2.958.972	125.424.329	3.399.580	151.524.434	3.822.525	161.794.457	4.327.966	182.436.133	4.589.453
Juni	111.011.366	3.010.181	126.795.614	3.434.159	152.378.966	3.889.318	163.120.385	4.411.687		
Juli	112.124.718	3.011.850	127.809.412	3.447.375	152.859.205	3.828.767	163.802.232	4.415.367		
Agustus	113.534.001	3.037.803	128.817.609	3.496.756	154.140.288	3.910.281	165.008.829	4.451.403		
September	115.525.552	3.104.251	130.943.737	3.599.133	155.974.513	4.062.918	167.924.825	4.546.948		
Oktober	116.426.607	3.119.552	134.082.846	3.574.573	157.829.886	4.084.023	170.285.831	4.454.912		
Nopember	118.364.092	3.182.867	140.527.064	3.617.855	159.273.484	4.124.111	173.560.667	4.452.224		
Desember	119.917.930	3.277.154	147.626.510	3.706.609	160.867.462	4.165.300	175.501.916	4.473.772		



Tabel 1.1						
Pertumbuhan Total Simpanan dan Jumlah Rekening						
Year On Year						
Tahun	Rekening	Nominal (Rp Miliar)	Rekening		Nominal	
			Δ	% Δ	Δ (Rp Milyar)	% Δ
2012	119.917.930	3.277.154	18.414.366	18,14%	446.832	15,79%
2013	147.626.510	3.706.609	27.708.580	23,11%	429.455	13,10%
2014	160.867.462	4.165.300	13.240.952	8,97%	458.691	12,37%
2015	175.501.916	4.473.772	14.634.454	9,10%	308.472	7,41%
2016	182.436.133	4.589.453	6.934.217	3,95%	115.681	2,59%

*) Data sampai dengan Mei 2016

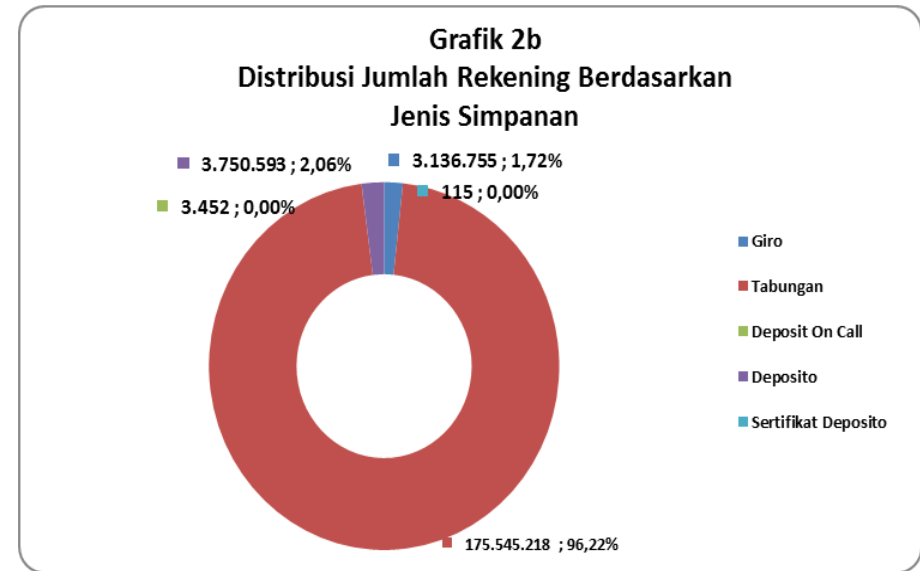
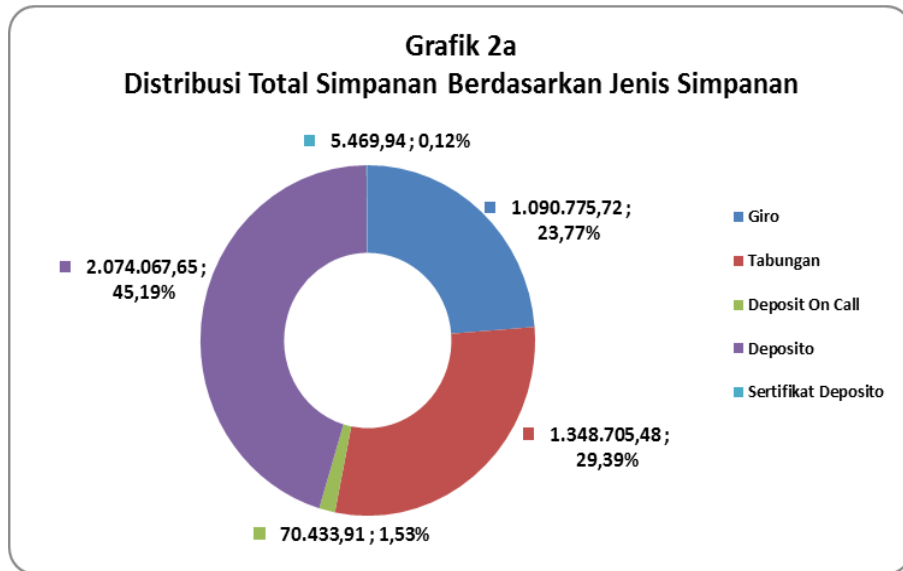
2. DISTRIBUSI SIMPANAN BERDASARKAN JENIS SIMPANAN

2.1. Total Simpanan dan Jumlah Rekening Berdasarkan Jenis Simpanan dan Valuta

Tabel 2 Total Simpanan Berdasarkan Jenis Simpanan dan Valuta												
Jenis Simpanan	Apr-16				Mei-16				Δ			
	Rekening	%	Nominal (Rp Miliar)	%	Rekening	%	Nominal (Rp Miliar)	%	Δ Rekening	%	Δ Nominal (Rp Miliar)	%
Giro	3.173.291	1,75%	1.068.540	23,42%	3.136.755	1,72%	1.090.776	23,77%	(36.536)	-1,15%	22.236	2,08%
Rupiah	2.967.745	93,52%	768.785	71,95%	2.932.192	93,48%	799.861	73,33%	(35.553)	-1,20%	31.075	4,04%
Valas	205.546	6,48%	299.755	28,05%	204.563	6,52%	290.915	26,67%	(983)	-0,48%	(8.840)	-2,95%
Tabungan	174.000.704	96,16%	1.342.619	29,43%	175.545.218	96,22%	1.348.705	29,39%	1.544.514	0,89%	6.086	0,45%
Rupiah	173.277.005	99,58%	1.227.235	91,41%	174.821.849	99,59%	1.232.354	91,37%	1.544.844	0,89%	5.119	0,42%
Valas	723.699	0,42%	115.384	8,59%	723.369	0,41%	116.351	8,63%	(330)	-0,05%	968	0,84%
Deposit on Call	3.693	0,00%	84.025	1,84%	3.452	0,00%	70.434	1,53%	(241)	-6,53%	(13.591)	-16,18%
Rupiah	3.333	90,25%	76.120	90,59%	3.215	93,13%	63.784	90,56%	(118)	-3,54%	(12.337)	-16,21%
Valas	360	9,75%	7.905	9,41%	237	6,87%	6.650	9,44%	(123)	-34,17%	(1.255)	-15,87%
Deposito	3.762.291	2,08%	2.059.797	45,15%	3.750.593	2,06%	2.074.068	45,19%	(11.698)	-0,31%	14.271	0,69%
Rupiah	3.609.224	95,93%	1.804.539	87,61%	3.599.415	95,97%	1.823.699	87,93%	(9.809)	-0,27%	19.160	1,06%
Valas	153.067	4,07%	255.258	12,39%	151.178	4,03%	250.369	12,07%	(1.889)	-1,23%	(4.889)	-1,92%
Sertifikat Deposito	148	0,00%	7.467	0,16%	115	0,00%	5.470	0,12%	(33)	-22,30%	(1.997)	-26,75%
Rupiah	148	0,00%	7.467	100,00%	115	0,00%	5.470	100,00%	(33)	-22,30%	(1.997)	-26,75%
Valas	-	0,00%	-	0,00%	-	0,00%	-	0,00%	0	0,00%	0	0,00%
Total	180.940.127	100,00%	4.562.449	100,00%	182.436.133	100,00%	4.589.453	100,00%	1.496.006	0,83%	27.004	0,59%
Rupiah	179.857.455	99,40%	3.884.147	85,13%	181.356.786	99,41%	3.925.167	85,53%	1.499.331	0,83%	41.021	1,06%
Valas	1.082.672	0,60%	678.302	14,87%	1.079.347	0,59%	664.285	14,47%	(3.325)	-0,31%	(14.016)	-2,07%

Keterangan: Prosentase simpanan pada masing-masing jenis simpanan merupakan prosentase terhadap total simpanan

2.2. Total Simpanan dan Jumlah Rekening Berdasarkan Jenis Simpanan dan Valuta

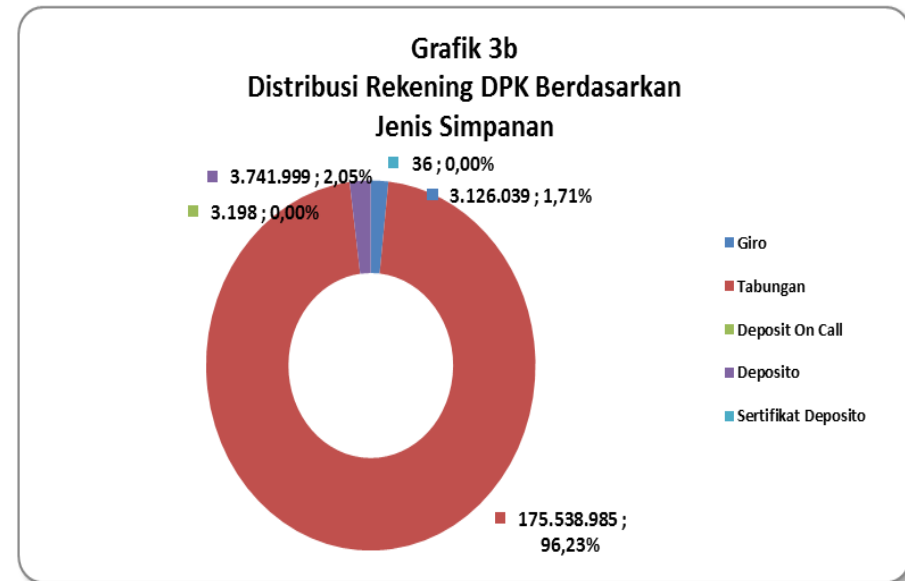
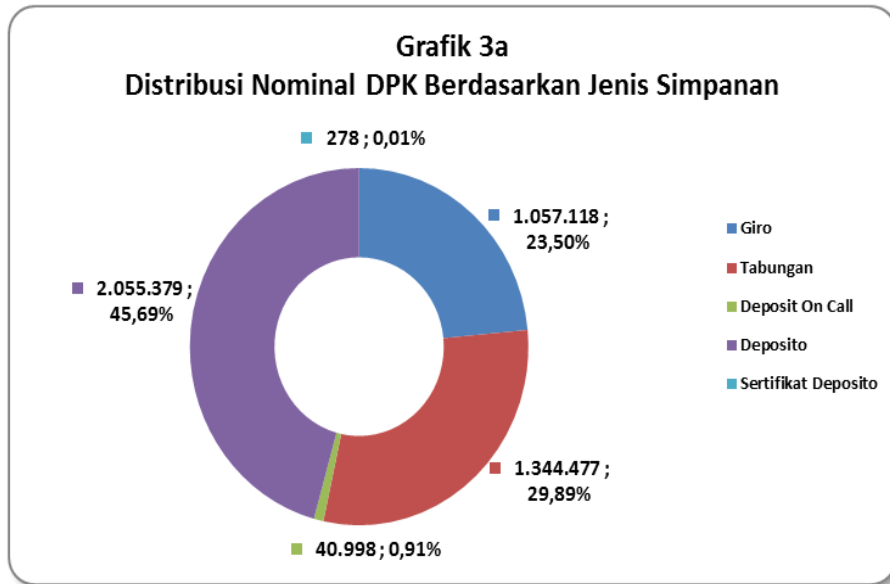


2.3. Dana Pihak Ketiga Berdasarkan Jenis Simpanan dan Valuta

Tabel 3												
DPK Berdasarkan Jenis Simpanan dan Valuta												
Jenis Simpanan	Apr-16				Mei-16				Δ			
	Rekening	%	Nominal (Rp Miliar)	%	Rekening	%	Nominal (Rp Miliar)	%	Δ Rekening	%	Δ Nominal (Rp Miliar)	%
Giro	3.162.500	1,75%	1.036.325	23,19%	3.126.039	1,71%	1.057.118	23,50%	(36.461)	-1,15%	20.793	2,01%
Rupiah	2.957.363	93,51%	743.764	71,77%	2.921.886	93,47%	774.579	73,27%	(35.477)	-1,20%	30.815	4,14%
Valas	205.137	6,49%	292.562	28,23%	204.153	6,53%	282.539	26,73%	(984)	-0,48%	(10.023)	-3,43%
Tabungan	173.994.198	96,18%	1.338.436	29,95%	175.538.985	96,23%	1.344.477	29,89%	1.544.787	0,89%	6.041	0,45%
Rupiah	173.270.513	99,58%	1.223.165	91,39%	174.815.630	99,59%	1.228.238	91,35%	1.545.117	0,89%	5.073	0,41%
Valas	723.685	0,42%	115.271	8,61%	723.355	0,41%	116.239	8,65%	(330)	-0,05%	968	0,84%
Deposit on Call	3.434	0,00%	53.031	1,19%	3.198	0,00%	40.998	0,91%	(236)	-6,87%	(12.033)	-22,69%
Rupiah	3.075	89,55%	45.218	85,27%	2.961	92,59%	34.348	83,78%	(114)	-3,71%	(10.870)	-24,04%
Valas	359	10,45%	7.812	14,73%	237	7,41%	6.650	16,22%	(122)	-33,98%	(1.162)	-14,88%
Deposito	3.753.213	2,07%	2.040.354	45,66%	3.741.999	2,05%	2.055.379	45,69%	(11.214)	-0,30%	15.025	0,74%
Rupiah	3.600.156	95,92%	1.786.432	87,55%	3.590.830	95,96%	1.806.379	87,89%	(9.326)	-0,26%	19.947	1,12%
Valas	153.057	4,08%	253.922	12,45%	151.169	4,04%	249.000	12,11%	(1.888)	-1,23%	(4.923)	-1,94%
Sertifikat Deposito	39	0,00%	378	0,01%	36	0,00%	278	0,01%	(3)	-7,69%	(100)	-26,57%
Rupiah	39	100,00%	378	100,00%	36	100,00%	278	100,00%	(3)	-7,69%	(100)	-26,57%
Valas	-	0,00%	-	0,00%	-	0,00%	-	0,00%	0	0,00%	0	0,00%
Total	180.913.384	100,00%	4.468.524	100,00%	182.410.257	100,00%	4.498.249	100,00%	1.496.873	0,83%	29.725	0,67%
Rupiah	179.831.146	99,40%	3.798.957	85,02%	181.331.343	99,41%	3.843.821	85,45%	1.500.197	0,83%	44.864	1,18%
Valas	1.082.238	0,60%	669.567	14,98%	1.078.914	0,59%	654.428	14,55%	(3.324)	-0,31%	(15.139)	-2,26%

Keterangan: Prosentase simpanan pada masing-masing jenis simpanan merupakan prosentase terhadap total simpanan

2.4. Distribusi Nominal dan Rekening Dana Pihak Ketiga Berdasarkan Jenis Simpanan



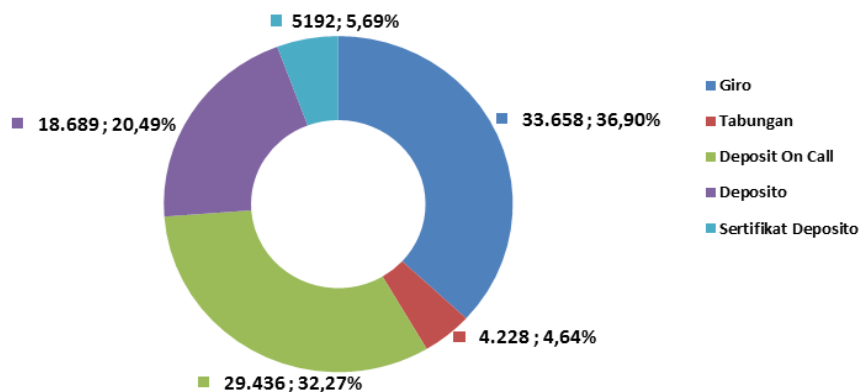
2.5. Simpanan Dari Bank Lain Berdasarkan Jenis Simpanan dan Valuta

Tabel 4												
Simpanan Dari Bank Lain Berdasarkan Jenis Simpanan dan Valuta												
Jenis Simpanan	Apr-16				Mei-16				Δ			
	Rekening	%	Nominal (Rp Miliar)	%	Rekening	%	Nominal (Rp Miliar)	%	Δ Rekening	%	Δ Nominal (Rp Miliar)	%
Giro	10.791	40,35%	32.215	34,30%	10.716	41,41%	33.658	36,90%	(75)	-0,70%	1.443	4,48%
Rupiah	10.382	96,21%	25.022	77,67%	10.306	96,17%	25.282	75,11%	(76)	-0,73%	260	1,04%
Valas	409	3,79%	7.193	22,33%	410	3,83%	8.376	24,89%	1	0,24%	1.183	16,44%
Tabungan	6.506	24,33%	4.183	4,45%	6.233	24,09%	4.228	4,64%	(273)	-4,20%	45	1,09%
Rupiah	6.492	99,78%	4.070	97,30%	6.219	99,78%	4.116	97,34%	(273)	-4,21%	46	1,13%
Valas	14	0,22%	113	2,70%	14	0,22%	112	2,66%	0	0,00%	(0)	-0,43%
Deposit on Call	259	0,97%	30.994	33,00%	254	0,98%	29.436	32,28%	(5)	-1,93%	(1.559)	-5,03%
Rupiah	258	99,61%	30.902	99,70%	254	100,00%	29.436	100,00%	(4)	-1,55%	(1.466)	-4,74%
Valas	1	0,39%	92	0,30%	-	0,00%	-	0,00%	(1)	20,00%	(92)	5,92%
Deposito	9.078	33,95%	19.443	20,70%	8.594	33,21%	18.689	20,49%	(484)	-5,33%	(754)	-3,88%
Rupiah	9.068	99,89%	18.107	93,13%	8.585	99,90%	17.320	92,68%	(483)	-5,33%	(787)	-4,35%
Valas	10	0,11%	1.336	6,87%	9	0,10%	1.369	7,33%	(1)	-10,00%	33	2,48%
Sertifikat Deposito	109	0,41%	7.089	7,55%	79	0,31%	5.192	5,69%	(30)	-0,03%	(1.897)	-26,76%
Rupiah	109	100,00%	7.089	0,00%	79	100,00%	5.192	0,00%	(30)	0,00%	(1.897)	-26,76%
Valas	-	0,00%	-	0,00%	-	0,00%	-	0,00%	0	0,00%	0	0,00%
Total	26.743	100,00%	93.925	100,00%	25.876	100,00%	91.203	100,00%	(867)	-3,24%	(2.722)	-2,90%
Rupiah	26.309	98,38%	85.190	90,70%	25.443	98,33%	81.346	89,19%	(866)	-3,29%	(3.844)	-4,51%
Valas	434	1,62%	8.734	9,30%	433	1,67%	9.857	10,81%	(1)	-0,23%	1.123	12,85%

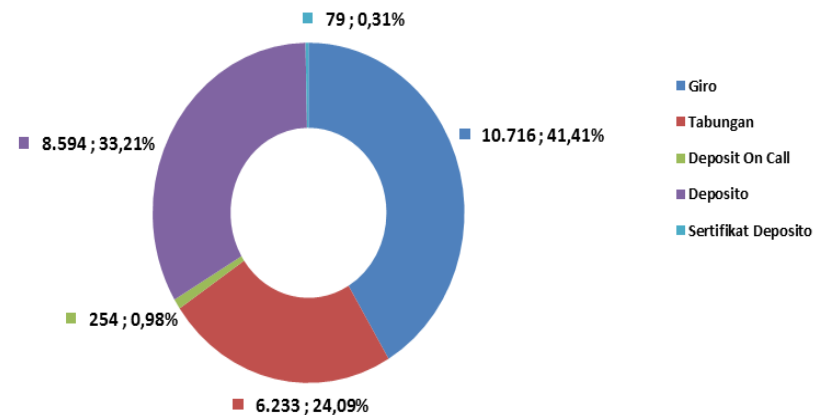
Keterangan: Prosentase simpanan pada masing-masing jenis simpanan merupakan prosentase terhadap total simpanan

2.6. Distribusi Nominal dan Rekening Simpanan dari Bank Lain Berdasarkan Jenis Simpanan

Grafik 4a
Distribusi Nominal Simpanan dari Bank Lain Berdasarkan Jenis Simpanan



Grafik 4b
Distribusi Rekening Simpanan dari Bank Lain Berdasarkan Jenis Simpanan



3. DISTRIBUSI SIMPANAN BERDASARKAN SEGMENT NOMINAL SIMPANAN

3.1. Total Simpanan Berdasarkan Segment Nominal dan Valuta

Tabel 5 Total Simpanan Berdasarkan Segment Nominal dan Valuta												
Nominal Simpanan	Apr-16				Mei-16				Δ			
	Rekening	%	Nominal (Rp Miliar)	%	Rekening	%	Nominal (Rp Miliar)	%	Δ Rekening	%	Δ Nominal (Rp Miliar)	%
N ≤ 100 Jt	176.990.021	97,82%	654.670	14,35%	178.469.282	97,83%	649.099	14,14%	1.479.261	0,84%	(5.571)	-0,85%
Rupiah	176.216.141	99,56%	640.638	97,86%	177.696.139	99,57%	635.112	97,85%	1.479.998	0,84%	(5.526)	-0,86%
Valas	773.880	0,44%	14.032	2,14%	773.143	0,43%	13.987	2,15%	(737)	-0,10%	(45)	-0,32%
100 Jt < N ≤ 200 Jt	1.789.954	0,99%	251.338	5,51%	1.785.769	0,98%	250.840	5,47%	(4.185)	-0,23%	(498)	-0,20%
Rupiah	1.683.209	94,04%	236.247	94,00%	1.681.653	94,17%	236.106	94,13%	(1.556)	-0,09%	(140)	-0,06%
Valas	106.745	5,96%	15.091	6,00%	104.116	5,83%	14.734	5,87%	(2.629)	-2,46%	(358)	-2,37%
200 Jt < N ≤ 500 Jt	1.203.866	0,67%	388.301	8,51%	1.217.764	0,67%	393.476	8,57%	13.898	1,15%	5.175	1,33%
Rupiah	1.108.753	92,10%	358.263	92,26%	1.120.719	92,03%	362.864	92,22%	11.966	1,08%	4.601	1,28%
Valas	95.113	7,90%	30.038	7,74%	97.045	7,97%	30.612	7,78%	1.932	2,03%	574	1,91%
500 Jt < N ≤ 1 M	491.826	0,27%	362.815	7,95%	495.195	0,27%	365.445	7,96%	3.369	0,68%	2.630	0,72%
Rupiah	444.742	90,43%	330.050	90,97%	449.124	90,70%	333.012	91,13%	4.382	0,99%	2.962	0,90%
Valas	47.084	9,57%	32.765	9,03%	46.071	9,30%	32.433	8,87%	(1.013)	-2,15%	(332)	-1,01%
1 M < N ≤ 2 M	242.926	0,13%	346.946	7,60%	244.536	0,13%	349.005	7,60%	1.610	0,66%	2.059	0,59%
Rupiah	214.678	88,37%	307.732	88,70%	216.913	88,70%	310.785	89,05%	2.235	1,04%	3.053	0,99%
Valas	28.248	11,63%	39.214	11,30%	27.623	11,30%	38.220	10,95%	(625)	-2,21%	(994)	-2,53%
2 M < N ≤ 5 M	143.768	0,08%	448.474	9,83%	144.962	0,08%	452.105	9,85%	1.194	0,83%	3.631	0,81%
Rupiah	127.071	88,39%	396.775	88,47%	128.108	88,37%	400.269	88,53%	1.037	0,82%	3.494	0,88%
Valas	16.697	11,61%	51.699	11,53%	16.854	11,63%	51.836	11,47%	157	0,94%	137	0,26%
N > 5 M	77.766	0,04%	2.109.903	46,24%	78.625	0,04%	2.129.482	46,40%	859	1,10%	19.579	0,93%
Rupiah	62.861	80,83%	1.614.442	76,52%	64.130	81,56%	1.647.019	77,34%	1.269	2,02%	32.577	2,02%
Valas	14.905	19,17%	495.461	23,48%	14.495	18,44%	482.463	22,66%	(410)	-2,75%	(12.998)	-2,62%
Total	180.940.127	100,00%	4.562.449	100,00%	182.436.133	100,00%	4.589.453	100,00%	1.496.006	0,83%	27.004	0,59%
Rupiah	179.857.455	99,40%	3.884.147	85,13%	181.356.786	99,41%	3.925.167	85,53%	1.499.331	0,83%	41.020	1,06%
Valas	1.082.672	0,60%	678.302	14,87%	1.079.347	0,59%	664.285	14,47%	(3.325)	-0,31%	(14.017)	-2,07%

Keterangan: Prosentase simpanan pada masing-masing segment nominal simpanan merupakan prosentase terhadap total simpanan

3.2. Dana Pihak Ketiga Berdasarkan Segmen Nominal dan Valuta

Tabel 6 DPK Berdasarkan Segmen Nominal dan Valuta												
Nominal Simpanan	Apr-16				Mei-16				Δ			
	Rekening	%	Nominal (Rp Miliar)	%	Rekening	%	Nominal (Rp Miliar)	%	Δ Rekening	%	Δ Nominal (Rp Miliar)	%
N ≤ 100 Jt	176.978.465	97,82%	654.352	14,64%	178.457.857	97,83%	648.605	14,42%	1.479.392	0,84%	(5.747)	-0,88%
Rupiah	176.204.717	99,56%	640.343	97,86%	177.684.839	99,57%	634.620	97,84%	1.480.122	0,84%	(5.723)	-0,89%
Valas	773.748	0,44%	14.009	2,14%	773.018	0,43%	13.985	2,16%	(730)	-0,09%	(24)	-0,17%
100 Jt < N ≤ 200 Jt	1.787.242	0,99%	250.937	5,62%	1.783.061	0,98%	250.440	5,57%	(4.181)	-0,23%	(497)	-0,20%
Rupiah	1.680.528	94,03%	235.850	93,99%	1.678.976	94,16%	235.711	94,12%	(1.552)	-0,09%	(139)	-0,06%
Valas	106.714	5,97%	15.087	6,01%	104.085	5,84%	14.729	5,88%	(2.629)	-2,46%	(358)	-2,37%
200 Jt < N ≤ 500 Jt	1.199.698	0,66%	386.795	8,66%	1.213.807	0,67%	392.061	8,72%	14.109	1,18%	5.266	1,36%
Rupiah	1.104.618	92,07%	356.768	92,24%	1.116.798	92,01%	361.461	92,20%	12.180	1,10%	4.693	1,32%
Valas	95.080	7,93%	30.028	7,76%	97.009	7,99%	30.600	7,80%	1.929	2,03%	572	1,91%
500 Jt < N ≤ 1 M	488.341	0,27%	359.897	8,05%	491.999	0,27%	362.810	8,07%	3.658	0,75%	2.914	0,81%
Rupiah	441.283	90,36%	327.150	90,90%	445.959	90,64%	330.398	91,07%	4.676	1,06%	3.248	0,99%
Valas	47.058	9,64%	32.746	9,10%	46.040	9,36%	32.412	8,93%	(1.018)	-2,16%	(334)	-1,02%
1 M < N ≤ 2 M	241.018	0,13%	344.024	7,70%	242.686	0,13%	346.189	7,70%	1.668	0,69%	2.166	0,63%
Rupiah	212.808	88,30%	304.862	88,62%	215.092	88,63%	308.010	88,97%	2.284	1,07%	3.148	1,03%
Valas	28.210	11,70%	39.162	11,38%	27.594	11,37%	38.180	11,03%	(616)	-2,18%	(982)	-2,51%
2 M < N ≤ 5 M	142.290	0,08%	443.459	9,92%	143.592	0,08%	447.465	9,95%	1.302	0,92%	4.005	0,90%
Rupiah	125.628	88,29%	391.876	88,37%	126.772	88,29%	395.730	88,44%	1.144	0,91%	3.854	0,98%
Valas	16.662	11,71%	51.583	11,63%	16.820	11,71%	51.735	11,56%	158	0,95%	151	0,29%
N > 5 M	76.330	0,04%	2.029.060	45,41%	77.255	0,04%	2.050.679	45,59%	925	1,21%	21.620	1,07%
Rupiah	61.564	80,66%	1.542.107	76,00%	62.907	81,43%	1.577.892	76,94%	1.343	2,18%	35.784	2,32%
Valas	14.766	19,34%	486.952	24,00%	14.348	18,57%	472.788	23,06%	(418)	-2,83%	(14.165)	-2,91%
Total	180.913.384	100,00%	4.468.524	100,00%	182.410.257	100,00%	4.498.249	100,00%	1.496.873	0,83%	29.725	0,67%
Rupiah	179.831.146	99,40%	3.798.957	85,02%	181.331.343	99,41%	3.843.822	85,45%	1.500.197	0,83%	44.865	1,18%
Valas	1.082.238	0,60%	669.567	14,98%	1.078.914	0,59%	654.428	14,55%	(3.324)	-0,31%	(15.140)	-2,26%

Keterangan: Prosentase simpanan pada masing-masing segmen nominal simpanan merupakan prosentase terhadap total simpanan

3.3. Simpanan dari Bank Lain Berdasarkan Segmen Nominal dan Valuta

Tabel 7												
Simpanan Dari Bank Lain Berdasarkan Segmen Nominal dan Valuta												
Nominal Simpanan	Apr-16				Mei-16				Δ			
	Rekening	%	Nominal (Rp Miliar)	%	Rekening	%	Nominal (Rp Miliar)	%	Δ Rekening	%	Δ Nominal (Rp Miliar)	%
N ≤ 100 Jt	11.556	44,66%	318	0,35%	11.425	44,15%	494	0,54%	(131)	-1,13%	176	55,30%
Rupiah	11.424	98,86%	295	92,84%	11.300	98,91%	492	99,60%	(124)	-1,09%	197	66,61%
Valas	132	1,14%	23	7,16%	125	1,09%	2	0,40%	(7)	-5,30%	(21)	-91,22%
100 Jt < N ≤ 200 Jt	2.712	10,48%	401	0,44%	2.708	10,47%	400	0,44%	(4)	-0,15%	(1)	-0,22%
Rupiah	2.681	98,86%	396	98,85%	2.677	98,86%	395	98,82%	(4)	-0,15%	(1)	-0,24%
Valas	31	1,14%	5	1,15%	31	1,14%	5	1,18%	0	0,00%	0	2,09%
200 Jt < N ≤ 500 Jt	4.168	16,11%	1.506	1,65%	3.957	15,29%	1.415	1,55%	(211)	-5,06%	(91)	-6,03%
Rupiah	4.135	99,21%	1.495	99,29%	3.921	99,09%	1.403	99,15%	(214)	-5,18%	(92)	-6,16%
Valas	33	0,79%	11	0,71%	36	0,91%	12	0,85%	3	9,09%	1	12,91%
500 Jt < N ≤ 1 M	3.485	13,47%	2.918	3,20%	3.196	12,35%	2.635	2,89%	(289)	-8,29%	(284)	-9,72%
Rupiah	3.459	99,25%	2.899	99,34%	3.165	99,03%	2.614	99,20%	(294)	-8,50%	(286)	-9,85%
Valas	26	0,75%	19	0,66%	31	0,97%	21	0,80%	5	19,23%	2	9,66%
1 M < N ≤ 2 M	1.908	7,37%	2.922	3,20%	1.850	7,15%	2.816	3,09%	(58)	-3,04%	(107)	-3,65%
Rupiah	1.870	98,01%	2.870	98,21%	1.821	98,43%	2.775	98,56%	(49)	-2,62%	(95)	-3,31%
Valas	38	1,99%	52	1,79%	29	1,57%	41	1,44%	(9)	-23,68%	(12)	-22,44%
2 M < N ≤ 5 M	1.478	5,71%	5.015	5,50%	1.370	5,29%	4.640	5,09%	(108)	-7,31%	(375)	-7,47%
Rupiah	1.443	97,63%	4.899	97,69%	1.336	97,52%	4.539	97,81%	(107)	-7,42%	(360)	-7,35%
Valas	35	2,37%	116	2,31%	34	2,48%	101	2,19%	(1)	-2,86%	(15)	-12,51%
N > 5 M	1.436	5,55%	80.844	88,64%	1.370	5,29%	78.803	86,40%	(66)	-4,60%	(2.041)	-2,52%
Rupiah	1.297	90,32%	72.335	89,48%	1.223	89,27%	69.127	87,72%	(74)	-5,71%	(3.208)	-4,43%
Valas	139	9,68%	8.509	10,52%	147	10,73%	9.676	12,28%	8	5,76%	1.167	13,71%
Total	26.743	103,35%	93.925	102,98%	25.876	100,00%	91.203	100,00%	(867)	-3,24%	(2.722)	-2,90%
Rupiah	26.309	98,38%	85.190	90,70%	25.443	98,33%	81.346	89,19%	(866)	-3,29%	(3.845)	-4,51%
Valas	434	1,62%	8.734	9,30%	433	1,67%	9.857	10,81%	(1)	-0,23%	1.123	12,86%

Keterangan: Prosentase simpanan pada masing-masing segmen nominal simpanan merupakan prosentase terhadap total simpanan

4. DISTRIBUSI SIMPANAN BERDASARKAN BESARAN NILAI SIMPANAN YANG DIJAMIN

4.1. Total Simpanan Berdasarkan Besaran Nilai Simpanan yang Dijamin dan Valuta

Tabel 8												
Total Simpanan Berdasarkan Besaran Nilai Simpanan yang Dijamin dan Valuta												
Nominal Simpanan	Apr-16				Mei-16				Δ			
	Rekening	%	Nominal (Rp Miliar)	%	Rekening	%	Nominal (Rp Miliar)	%	Δ Rekening	%	Δ Nominal (Rp Miliar)	%
N ≤ 2 M	180.718.593	99,88%	2.005.480	43,94%	182.212.546	99,88%	2.007.865	43,75%	1.493.953	0,83%	2.385	0,12%
Rupiah	179.667.523	99,42%	1.872.930	93,39%	181.164.548	99,42%	1.877.880	93,53%	1.497.025	0,83%	4.950	0,26%
Valas	1.051.070	0,58%	132.550	6,61%	1.047.998	0,58%	129.985	6,47%	(3.072)	-0,29%	(2.565)	-1,94%
N > 2 M	221.534	0,12%	2.558.378	56,06%	223.587	0,12%	2.581.588	56,25%	2.053	0,93%	23.210	0,91%
Rupiah	189.932	85,73%	2.011.217	78,61%	192.238	85,98%	2.047.289	79,30%	2.306	1,21%	36.071	1,79%
Valas	31.602	14,27%	547.160	21,39%	31.349	14,02%	534.299	20,70%	(253)	-0,80%	(12.861)	-2,35%
Total	180.940.127	100,00%	4.563.857	100,00%	182.436.133	100,00%	4.589.453	100,00%	1.496.006	0,83%	25.595	0,56%
Rupiah	179.857.455	99,40%	3.884.147	85,11%	181.356.786	99,41%	3.925.169	85,53%	1.499.331	0,83%	41.022	1,06%
Valas	1.082.672	0,60%	679.710	14,89%	1.079.347	0,59%	664.284	14,47%	(3.325)	-0,31%	(15.426)	-2,27%

Keterangan: Prosentase simpanan pada masing-masing segmen nominal simpanan meruakan prosentase terhadap total simpanan

4.2. Dana Pihak Ketiga Berdasarkan Besaran Nilai Simpanan yang Dijamin dan Valuta

Tabel 9 DPK Berdasarkan Besaran Nilai Simpanan yang Dijamin dan Valuta												
Nominal Simpanan	Apr-16				Mei-16				Δ			
	Rekening	%	Nominal (Rp Miliar)	%	Rekening	%	Nominal (Rp Miliar)	%	Δ Rekening	%	Δ Nominal (Rp Miliar)	%
N ≤ 2 M	180.694.764	99,88%	1.996.005	44,67%	182.189.410	99,88%	2.000.106	44,46%	1.494.646	0,83%	4.101	0,21%
Rupiah	179.643.954	99,42%	1.864.973	93,44%	181.141.664	99,42%	1.870.201	93,51%	1.497.710	0,83%	5.228	0,28%
Valas	1.050.810	0,58%	131.032	6,56%	1.047.746	0,58%	129.905	6,49%	(3.064)	-0,29%	(1.127)	-0,86%
N > 2 M	218.620	0,12%	2.472.519	55,33%	220.847	0,12%	2.498.144	55,54%	2.227	1,02%	25.625	1,04%
Rupiah	187.192	85,62%	1.933.983	78,22%	189.679	85,89%	1.973.622	79,00%	2.487	1,33%	39.638	2,05%
Valas	31.428	14,38%	538.536	21,78%	31.168	14,11%	524.522	21,00%	(260)	-0,83%	(14.014)	-2,60%
Total	180.913.384	100,00%	4.468.524	100,00%	182.410.257	100,00%	4.498.250	100,00%	1.496.873	0,83%	29.726	0,67%
Rupiah	179.831.146	99,40%	3.798.957	85,02%	181.331.343	99,41%	3.843.823	85,45%	1.500.197	0,83%	44.866	1,18%
Valas	1.082.238	0,60%	669.567	14,98%	1.078.914	0,59%	654.427	14,55%	(3.324)	-0,31%	(15.140)	-2,26%

Keterangan: Prosentase simpanan pada masing-masing segmen nominal simpanan merupakan prosentase terhadap total simpanan

4.3. Dana Pihak Ketiga Berdasarkan Besaran Nilai Simpanan yang Dijamin dan Valuta

Tabel 10												
Simpanan Dari Bank Lain Berdasarkan Besaran Nilai Simpanan yang Dijamin dan Valuta												
Nominal Simpanan	Apr-16				Mei-16				Δ			
	Rekening	%	Nominal (Rp Miliar)	%	Rekening	%	Nominal (Rp Miliar)	%	Δ Rekening	%	Δ Nominal (Rp Miliar)	%
N ≤ 2 M	23.829	89,10%	8.066	8,59%	23.136	89,41%	7.759	8,51%	(693)	-2,91%	(307)	-3,80%
Rupiah	23.569	98,91%	7.956	98,64%	22.884	98,91%	7.679	98,97%	(685)	-2,91%	(277)	-3,48%
Valas	260	1,09%	110	1,36%	252	1,09%	80	1,03%	(8)	-3,08%	(30)	-26,95%
N > 2 M	2.914	10,90%	85.859	91,41%	2.740	10,59%	83.444	91,49%	(174)	-5,97%	(2.415)	-2,81%
Rupiah	2.740	94,03%	77.234	89,95%	2.559	93,39%	73.667	88,28%	(181)	-6,61%	(3.567)	-4,62%
Valas	174	5,97%	8.625	10,05%	181	6,61%	9.777	11,72%	7	4,02%	1.152	13,36%
Total	26.743	100,00%	93.925	100,00%	25.876	100,00%	91.203	100,00%	(867)	-3,24%	(2.722)	-2,90%
Rupiah	26.309	98,38%	85.190	90,70%	25.443	98,33%	81.346	89,19%	(866)	-3,29%	(3.844)	-4,51%
Valas	434	1,62%	8.734	9,30%	433	1,67%	9.857	10,81%	(1)	-0,23%	1.123	12,85%

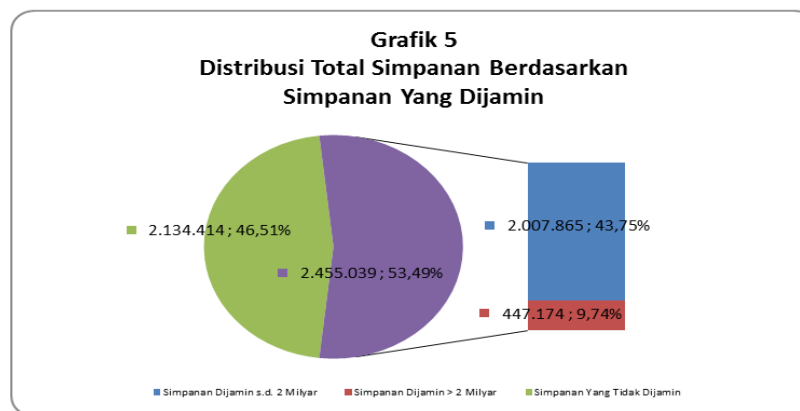
Keterangan: Prosentase simpanan pada masing-masing segmen nominal simpanan merupakan prosentase terhadap total simpanan

5. DISTRIBUSI DANA PIHAK KETIGA DAN SIMPANAN DARI BANK LAIN YANG DIJAMIN

5.1. Total Simpanan dan Distribusi Total Simpanan Berdasarkan Simpanan yang Dijamin dan Valuta

Tabel 11												
Total Simpanan Berdasarkan Simpanan Yang Dijamin dan Valuta												
Nominal Simpanan	Apr-16				Mei-16				Δ			
	Rekening	%	Nominal (Rp Miliar)	%	Rekening	%	Nominal (Rp Miliar)	%	Δ Rekening	%	Δ Nominal (Rp Miliar)	%
N ≤ 2 M	180.718.593	99,88%	2.004.071	81,89%	182.212.546	99,88%	2.007.865	81,79%	1.493.953	0,83%	3.794	0,19%
Rupiah	179.667.523	99,42%	1.872.930	93,46%	181.164.548	99,42%	1.877.880	93,53%	1.497.025	0,83%	4.950	0,26%
Valas	1.051.070	0,58%	131.141	6,54%	1.047.998	0,58%	129.985	6,47%	(3.072)	-0,29%	(1.156)	-0,88%
N > 2 M	221.534	0,12%	443.068	18,11%	223.587	0,12%	447.174	18,21%	2.053	0,93%	4.106	0,93%
Rupiah	189.932	85,73%	379.864	85,73%	192.238	85,98%	384.476	85,98%	2.306	1,21%	4.612	1,21%
Valas	31.602	14,27%	63.204	14,27%	31.349	14,02%	62.698	14,02%	(253)	-0,80%	(506)	-0,80%
Total	180.940.127	100,00%	2.447.139	100,00%	182.436.133	100,00%	2.455.039	100,00%	1.496.006	0,83%	7.900	0,32%
Rupiah	179.857.455	99,40%	2.252.794	92,06%	181.356.786	99,41%	2.262.356	92,15%	1.499.331	0,83%	9.562	0,42%
Valas	1.082.672	0,60%	194.345	7,94%	1.079.347	0,59%	192.683	7,85%	(3.325)	-0,31%	(1.662)	-0,86%

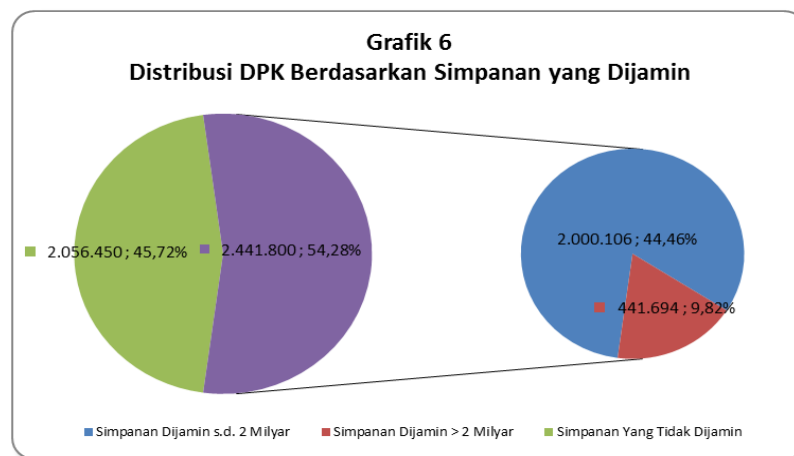
Keterangan: Prosentase simpanan pada masing-masing segmen nominal simpanan merupakan prosentase terhadap total simpanan



5.2. Dana Pihak Ketiga Berdasarkan Simpanan yang Dijamin dan Valuta

Tabel 12 DPK berdasarkan Simpanan yang Dijamin dan Valuta												
Nominal Simpanan	Apr-16				Mei-16				Δ			
	Rekening	%	Nominal (Rp Miliar)	%	Rekening	%	Nominal (Rp Miliar)	%	Δ Rekening	%	Δ Nominal (Rp Miliar)	%
N ≤ 2 M	180.694.764	99,88%	1.996.005	82,03%	182.189.410	99,88%	2.000.106	81,91%	1.494.646	0,83%	4.101	0,21%
Rupiah	179.643.954	99,42%	1.864.973	93,44%	181.141.664	99,42%	1.870.201	93,51%	1.497.710	0,83%	5.228	0,28%
Valas	1.050.810	0,58%	131.032	6,56%	1.047.746	0,58%	129.905	6,49%	(3.064)	-0,29%	(1.127)	-0,86%
N > 2 M	218.620	0,12%	437.240	17,97%	220.847	0,12%	441.694	18,09%	2.227	1,02%	4.454	1,02%
Rupiah	187.192	85,62%	374.384	85,62%	189.679	85,89%	379.358	85,89%	2.487	1,33%	4.974	1,33%
Valas	31.428	14,38%	62.856	14,38%	31.168	14,11%	62.336	14,11%	(260)	-0,83%	(520)	-0,83%
Total	180.913.384	100,00%	2.433.245	100,00%	182.410.257	100,00%	2.441.800	100,00%	1.496.873	0,83%	8.555	0,35%
Rupiah	179.831.146	99,40%	2.239.357	92,03%	181.331.343	99,41%	2.249.559	92,13%	1.500.197	0,83%	10.202	0,46%
Valas	1.082.238	0,60%	193.888	7,97%	1.078.914	0,59%	192.241	7,87%	(3.324)	-0,31%	(1.647)	-0,85%

Keterangan: Prosentase simpanan pada masing-masing segmen nominal simpanan merupakan prosentase terhadap total simpanan



5.3. Simpanan dari Bank Lain Berdasarkan Simpanan yang Dijamin dan Valuta

Tabel 13 Simpanan Dari Bank Lain Berdasarkan Simpanan Yang Dijamin dan Valuta												
Nominal Simpanan	Apr-16				Mei-16				Δ			
	Rekening	%	Nominal (Rp Miliar)	%	Rekening	%	Nominal (Rp Miliar)	%	Δ Rekening	%	Δ Nominal (Rp Miliar)	%
N ≤ 2 M	23.829	89,10%	8.066	58,05%	23.136	89,41%	7.759	58,61%	(693)	-2,91%	(307)	-3,80%
Rupiah	23.569	98,91%	7.956	98,64%	22.884	98,91%	7.679	98,97%	(685)	-2,91%	(277)	-3,48%
Valas	260	1,09%	110	1,36%	252	1,09%	80	1,03%	(8)	-3,08%	(30)	-26,95%
N > 2 M	2.914	10,90%	5.828	41,95%	2.740	10,59%	5.480	41,39%	(174)	-5,97%	(348)	-5,97%
Rupiah	2.740	94,03%	5.480	94,03%	2.559	93,39%	5.118	93,39%	(181)	-6,61%	(362)	-6,61%
Valas	174	5,97%	348	5,97%	181	6,61%	362	6,61%	7	4,02%	14	4,02%
Total	26.743	100,00%	13.894	100,00%	25.876	100,00%	13.239	100,00%	(867)	-3,24%	(655)	-4,71%
Rupiah	26.309	98,38%	13.436	96,71%	25.443	98,33%	12.797	96,66%	(866)	-3,29%	(639)	-4,76%
Valas	434	1,62%	458	3,29%	433	1,67%	442	3,34%	(1)	-0,23%	(16)	-3,39%

Keterangan: Prosentase simpanan pada masing-masing segmen nominal simpanan merupakan prosentase terhadap total simpanan

