



LEMBAGA
PENJAMIN
SIMPANAN

Indonesia
Deposit
Insurance
Corporation

Distribusi Simpanan Bank Umum

April 2015

DAFTAR ISI

Keterangan		2
I. Pertumbuhan Total Simpanan dan Jumlah Rekening pada Bank Umum		3
Total Simpanan dan Jumlah Rekening	Tabel 1	3
Pertumbuhan Total Simpanan dan Jumlah Rekening	Grafik 1	3
Tabel Pertumbuhan Simpanan dan Jumlah Rekening Year on Year	Tabel 1.1	4
II. Distribusi Simpanan Berdasarkan Jenis Simpanan dan Valuta		4
Total Simpanan Berdasarkan Jenis Simpanan dan Valuta	Tabel 2	5
Distribusi Total Simpanan Berdasarkan Jenis Simpanan	Grafik 2a	6
Distribusi Total Rekening Berdasarkan Jenis Simpanan	Grafik 2b	6
DPK Berdasarkan Jenis Simpanan dan Valuta	Tabel 3	7
Distribusi Nominal DPK berdasarkan Jenis Simpanan	Grafik 3a	8
Distribusi Rekening DPK berdasarkan Jenis Simpanan	Grafik 3b	8
Simpanan Dari Bank Lain Berdasarkan Jenis Simpanan dan Valuta	Tabel 4	9
Distribusi Nominal Simpanan dari Bank Lain berdasarkan Jenis Simpanan	Grafik 4a	10
Distribusi Rekening Simpanan dari Bank Lain berdasarkan Jenis Simpanan	Grafik 4b	10
III. Distribusi Simpanan Berdasarkan Segmen Nominal Simpanan		11
Total Simpanan Berdasarkan Segmen Nominal dan Valuta	Tabel 5	11
DPK Berdasarkan segmen Nominal dan Valuta	Tabel 6	12
Simpanan dari Bank Lain berdasarkan segmen Nominal dan Valuta	Tabel 7	13
IV. Distribusi Simpanan Berdasarkan Besaran Nilai Simpanan yang Dijamin dan Valuta		14
Total Simpanan berdasarkan Besaran Nilai Simpanan yang Dijamin dan Valuta	Tabel 8	14
DPK berdasarkan Besaran Nilai Simpanan yang Dijamin dan Valuta	Tabel 9	15
Simpanan dari Bank Lain berdasarkan Besaran Nilai Simpanan yang Dijamin dan Valuta	Tabel 10	16
V. Distribusi Simpanan Yang Dijamin dan Valuta		17
Total Simpanan berdasarkan Simpanan yang Dijamin dan Valuta	Tabel 11	17
DPK berdasarkan Simpanan yang Dijamin dan Valuta	Tabel 12	18
Simpanan dari Bank Lain berdasarkan Simpanan yang Dijamin dan Valuta	Tabel 13	19
Distribusi Total Simpanan berdasarkan Simpanan yang Dijamin	Grafik 5	17
Distribusi DPK berdasarkan Simpanan yang Dijamin dan Valuta	Grafik 6	18
Distribusi Simpanan dari Bank Lain berdasarkan Simpanan yang Dijamin dan Valuta	Grafik 7	19

KETERANGAN

Sumber Data

Data yang digunakan bersumber dari Laporan Posisi Simpanan yang disampaikan oleh bank umum kepada Lembaga Penjamin Simpanan.

Jumlah bank umum:

- a. Bank Umum Konvensional : 106
- b. Bank Umum Syariah : 12

Definisi

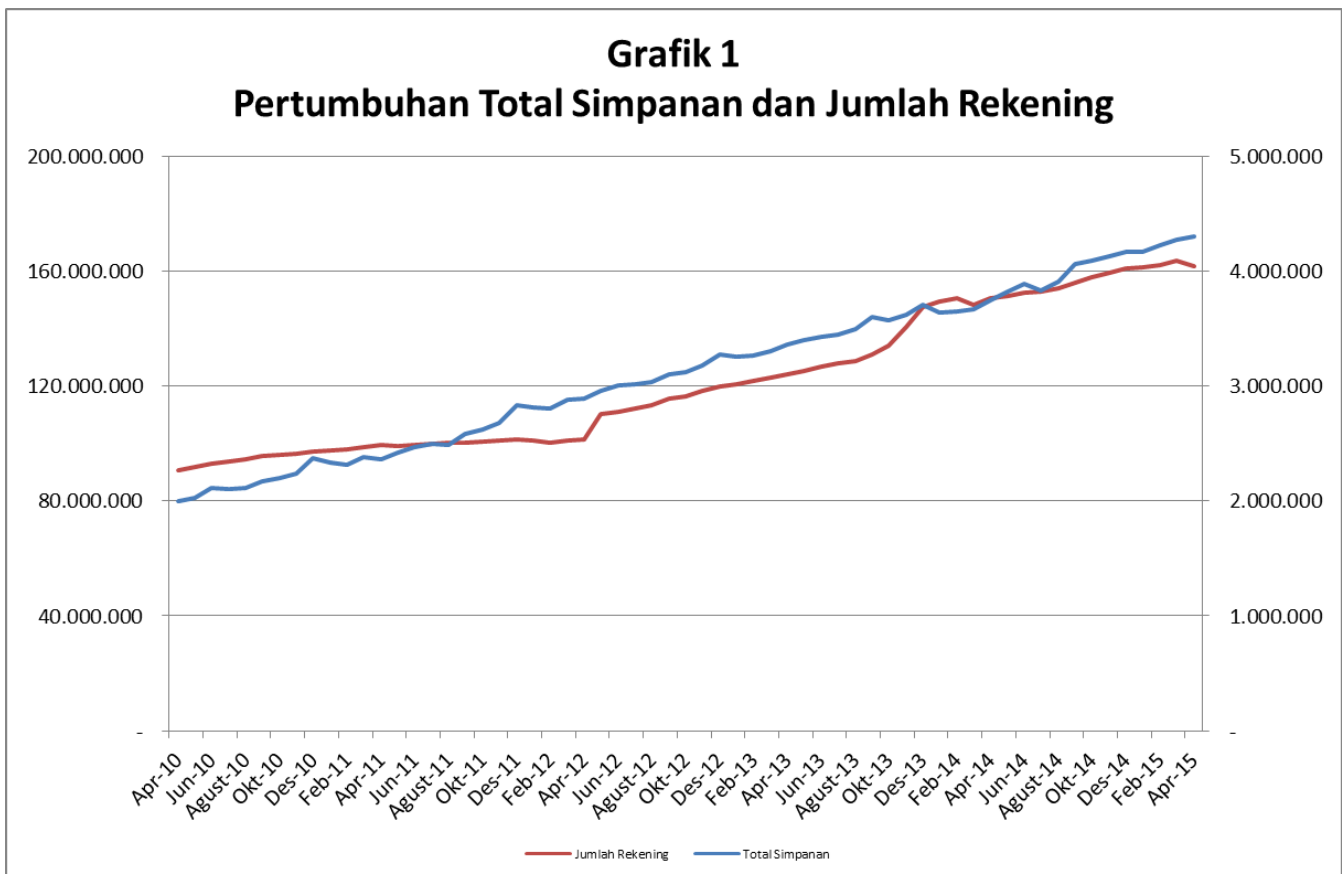
Simpanan meliputi Dana Pihak Ketiga dan simpanan dari bank lain.

Simpanan Yang Dijamin meliputi: a. seluruh simpanan yang nominalnya \leq Rp2 Miliar; b. proporsi simpanan yang dijamin (Rp2 Miliar) dari seluruh simpanan dengan nominal di atas Rp2 Miliar.

Besaran Nilai Simpanan Yang Dijamin adalah Rp2 Milyar per nasabah per bank sebagaimana diatur dalam Peraturan Pemerintah No. 66 Tahun 2008.

I. PERTUMBUHAN TOTAL SIMPANAN DAN JUMLAH REKENING PADA BANK UMUM

Tabel 1										
Total Simpanan dan Jumlah Rekening										
Bulan	2011		2012		2013		2014		2015	
	Rekening	Nominal (Rp Miliar)	Rekening	Nominal (Rp Miliar)	Rekening	Nominal (Rp Miliar)	Rekening	Nominal (Rp Miliar)	Rekening	Nominal (Rp Miliar)
Januari	97.500.965	2.330.580	100.995.991	2.812.389	120.846.777	3.253.000	149.497.368	3.637.382	161.428.538	4.168.959
Februari	98.091.890	2.316.085	100.339.507	2.809.349	121.930.266	3.265.247	150.736.549	3.651.574	162.168.103	4.222.462
Maret	98.809.698	2.381.978	101.097.601	2.879.534	123.124.821	3.307.495	148.368.993	3.671.553	163.591.483	4.279.063
April	99.360.056	2.368.030	101.531.209	2.894.013	124.229.263	3.360.138	150.569.712	3.749.915	161.703.786	4.305.688
Mei	99.237.439	2.424.450	110.120.237	2.958.972	125.424.329	3.399.580	151.524.433	3.822.525		
Juni	99.553.678	2.467.294	111.011.366	3.010.181	126.795.614	3.434.159	152.393.227	3.893.057		
Juli	99.992.834	2.494.706	112.124.718	3.011.850	127.809.412	3.447.375	152.873.517	3.832.573		
Agustus	100.162.979	2.492.507	113.534.001	3.037.803	128.817.609	3.496.756	154.154.607	3.913.842		
September	100.324.722	2.586.980	115.525.552	3.104.251	130.943.737	3.599.133	155.988.838	4.066.085		
Oktober	100.681.831	2.625.158	116.426.607	3.119.552	134.082.846	3.574.573	157.844.204	4.087.348		
Nopember	101.115.423	2.684.747	118.364.092	3.182.867	140.527.064	3.617.855	159.287.812	4.127.436		
Desember	101.503.564	2.830.323	119.917.930	3.277.154	147.626.510	3.706.609	160.881.757	4.168.558		



Tabel 1.1						
Pertumbuhan Total Simpanan dan Jumlah Rekening						
Year On Year						
Tahun	Rekening	Nominal (Rp Miliar)	Rekening		Nominal	
			Δ	% Δ	Δ (Rp Milyar)	% Δ
2010	97.204.863	2.370.983	14.478.933	17,50%	602.367	34,06%
2011	101.503.564	2.830.323	4.298.701	4,42%	459.340	19,37%
2012	119.917.930	3.277.154	18.414.366	18,14%	446.832	15,79%
2013	147.626.510	3.706.609	27.708.580	23,11%	429.455	13,10%
2014	160.881.757	4.168.558	13.255.247	8,98%	461.949	12,46%
2015*)	161.703.786	4.305.688	822.029	0,51%	137.130	3,29%

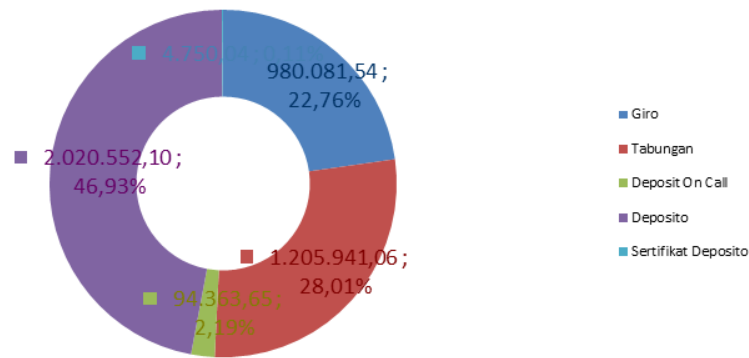
*) Data sampai dengan April 2015

II. DISTRIBUSI SIMPANAN BERDASARKAN JENIS SIMPANAN

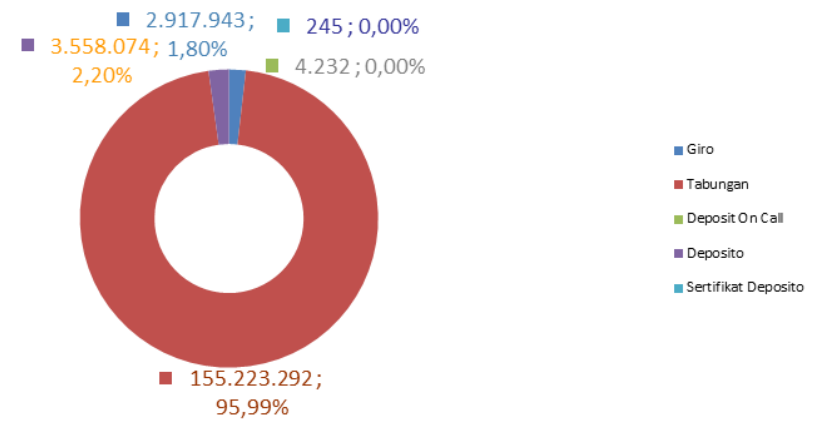
Tabel 2												
Total Simpanan Berdasarkan Jenis Simpanan dan Valuta												
Jenis Simpanan	Mar-15				Apr-15				Δ			
	Rekening	%	Nominal (Rp Miliar)	%	Rekening	%	Nominal (Rp Miliar)	%	Δ Rekening	%	Δ Nominal (Rp Miliar)	%
Giro	2.960.195	1,81%	976.566	22,82%	2.917.943	1,80%	980.082	22,76%	(42.252)	-1,43%	3.515	0,36%
Rupiah	2.696.434	91,09%	669.513	68,56%	2.653.436	90,94%	659.175	67,26%	(42.998)	-1,59%	(10.338)	-1,54%
Valas	263.761	8,91%	307.054	31,44%	264.507	9,06%	320.907	32,74%	746	0,28%	13.853	4,51%
Tabungan	157.089.908	96,03%	1.204.390	28,15%	155.223.292	95,99%	1.205.941	28,01%	(1.866.616)	-1,19%	1.551	0,13%
Rupiah	156.430.310	99,58%	1.105.901	91,82%	154.562.052	99,57%	1.106.091	91,72%	(1.868.258)	-1,19%	190	0,02%
Valas	659.598	0,42%	98.489	8,18%	661.240	0,43%	99.850	8,28%	1.642	0,25%	1.361	1,38%
Deposit on Call	4.275	0,00%	86.055	2,01%	4.232	0,00%	94.364	2,19%	(43)	-1,01%	8.309	9,66%
Rupiah	3.817	89,29%	74.932	87,07%	3.786	89,46%	79.922	84,70%	(31)	-0,81%	4.990	6,66%
Valas	458	10,71%	11.123	12,93%	446	10,54%	14.442	15,30%	(12)	-2,62%	3.319	29,84%
Deposito	3.536.879	2,16%	2.007.607	46,92%	3.558.074	2,20%	2.020.552	46,93%	21.195	0,60%	12.945	0,64%
Rupiah	3.376.055	95,45%	1.699.914	84,67%	3.396.761	95,47%	1.719.844	85,12%	20.706	0,61%	19.930	1,17%
Valas	160.824	4,55%	307.693	15,33%	161.313	4,53%	300.708	14,88%	489	0,30%	(6.985)	-2,27%
Sertifikat Deposito	226	0,00%	4.445	0,10%	245	0,00%	4.750	0,11%	19	8,41%	305	6,85%
Rupiah	226	0,00%	4.445	100,00%	245	0,00%	4.750	100,00%	19	8,41%	305	6,85%
Valas	-	0,00%	-	0,00%	-	0,00%	-	0,00%	0	0,00%	0	0,00%
Total	163.591.483	100,00%	4.279.063	100,00%	161.703.786	100,00%	4.305.688	100,00%	(1.887.697)	-1,15%	26.625	0,62%
Rupiah	162.506.842	99,34%	3.554.705	83,07%	160.616.280	99,33%	3.569.782	82,91%	(1.890.562)	-1,16%	15.077	0,42%
Valas	1.084.641	0,66%	724.358	16,93%	1.087.506	0,67%	735.907	17,09%	2.865	0,26%	11.548	1,59%

Keterangan: Prosentase simpanan pada masing-masing jenis simpanan merupakan prosentase terhadap total simpanan

Grafik 2a
Distribusi Total Simpanan Berdasarkan Jenis Simpanan



Grafik 2b
Distribusi Jumlah Rekening Berdasarkan Jenis Simpanan

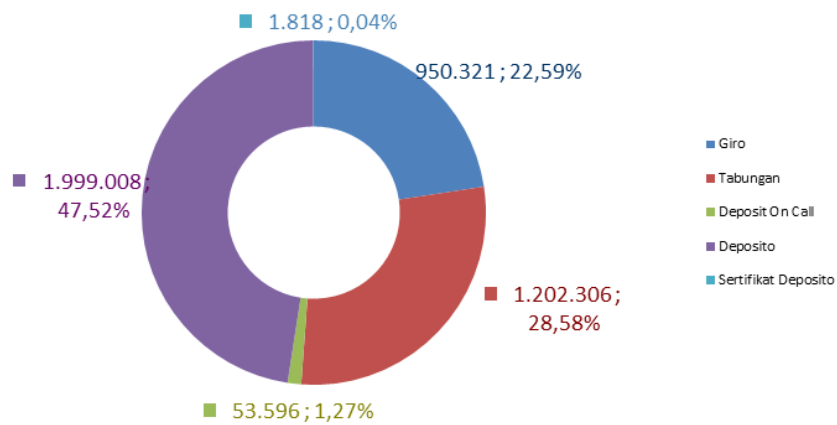


Tabel 3
DPK Berdasarkan Jenis Simpanan dan Valuta

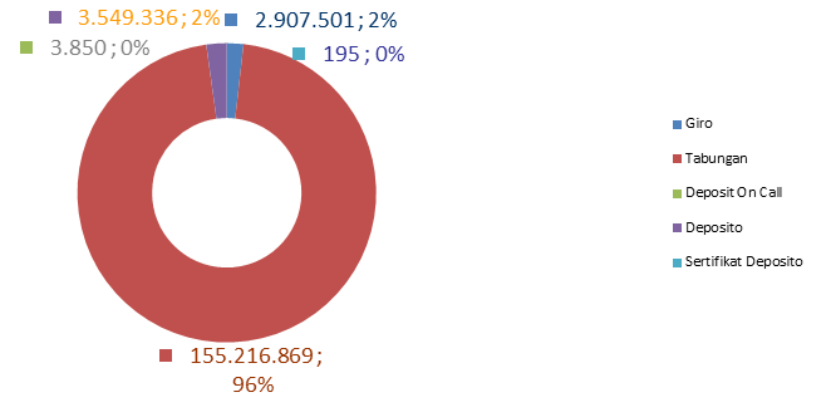
Jenis Simpanan	Mar-15				Apr-15				Δ			
	Rekening	%	Nominal (Rp Miliar)	%	Rekening	%	Nominal (Rp Miliar)	%	Δ Rekening	%	Δ Nominal (Rp Miliar)	%
Giro	2.949.690	1,80%	948.362	22,64%	2.907.501	1,80%	950.321	22,59%	(42.189)	-1,43%	1.959	0,21%
Rupiah	2.686.305	91,07%	651.036	68,65%	2.643.367	90,92%	638.943	67,23%	(42.938)	-1,60%	(12.093)	-1,86%
Valas	263.385	8,93%	297.326	31,35%	264.134	9,08%	311.378	32,77%	749	0,28%	14.052	4,73%
Tabungan	157.083.136	96,04%	1.200.724	28,67%	155.216.869	96,00%	1.202.306	28,58%	(1.866.267)	-1,19%	1.582	0,13%
Rupiah	156.423.548	99,58%	1.102.273	91,80%	154.555.639	99,57%	1.102.498	91,70%	(1.867.909)	-1,19%	225	0,02%
Valas	659.588	0,42%	98.451	8,20%	661.230	0,43%	99.808	8,30%	1.642	0,25%	1.357	1,38%
Deposit on Call	3.929	0,00%	50.055	1,20%	3.850	0,00%	53.596	1,27%	(79)	-2,01%	3.541	7,07%
Rupiah	3.471	88,34%	38.932	77,78%	3.404	88,42%	39.154	73,05%	(67)	-1,93%	222	0,57%
Valas	458	11,66%	11.123	22,22%	446	11,58%	14.442	26,95%	(12)	-2,62%	3.319	29,84%
Deposito	3.528.178	2,16%	1.987.102	47,45%	3.549.336	2,20%	1.999.008	47,52%	21.158	0,60%	11.905	0,60%
Rupiah	3.367.377	95,44%	1.681.990	84,65%	3.388.041	95,46%	1.700.631	85,07%	20.664	0,61%	18.641	1,11%
Valas	160.801	4,56%	305.112	15,35%	161.295	4,54%	298.377	14,93%	494	0,31%	(6.736)	-2,21%
Sertifikat Deposito	182	0,00%	1.815	0,04%	195	0,00%	1.818	0,04%	13	7,14%	2	0,13%
Rupiah	182	100,00%	1.815	100,00%	195	100,00%	1.818	100,00%	13	7,14%	2	0,13%
Valas	-	0,00%	-	0,00%	-	0,00%	-	0,00%	0	0,00%	0	0,00%
Total	163.565.115	100,00%	4.188.058	100,00%	161.677.751	100,00%	4.207.048	100,00%	(1.887.364)	-1,15%	18.990	0,45%
Rupiah	162.480.883	99,34%	3.476.046	83,00%	160.590.646	99,33%	3.483.044	82,79%	(1.890.237)	-1,16%	6.997	0,20%
Valas	1.084.232	0,66%	712.012	17,00%	1.087.105	0,67%	724.004	17,21%	2.873	0,26%	11.992	1,68%

Keterangan: Prosentase simpanan pada masing-masing jenis simpanan merupakan prosentase terhadap total simpanan

Grafik 3a
Distribusi Nominal DPK Berdasarkan Jenis Simpanan



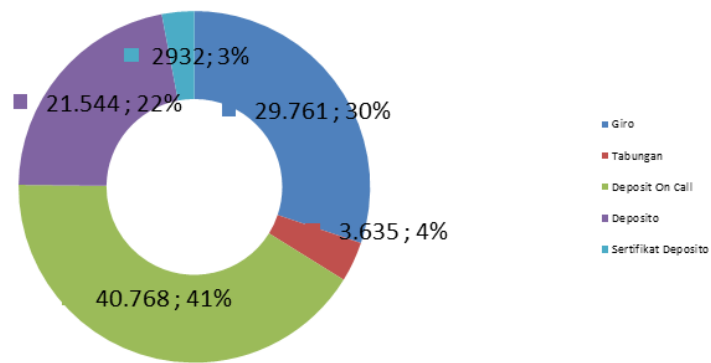
Grafik 3b
Distribusi Rekening DPK Berdasarkan Jenis Simpanan



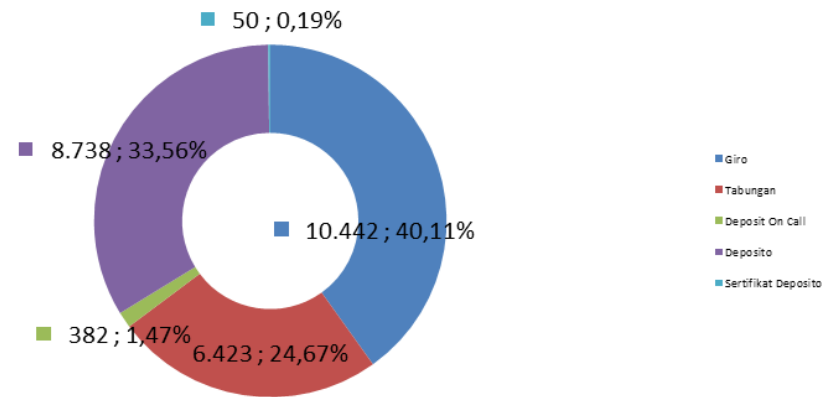
Tabel 4												
Simpanan Dari Bank Lain Berdasarkan Jenis Simpanan dan Valuta												
Jenis Simpanan	Mar-15				Apr-15				Δ			
	Rekening	%	Nominal (Rp Miliar)	%	Rekening	%	Nominal (Rp Miliar)	%	Δ Rekening	%	Δ Nominal (Rp Miliar)	%
Giro	10.505	39,84%	28.205	30,99%	10.442	40,11%	29.761	30,17%	(63)	-0,60%	1.556	5,52%
Rupiah	10.129	96,42%	18.477	65,51%	10.069	96,43%	20.232	67,98%	(60)	-0,59%	1.755	9,50%
Valas	376	3,58%	9.728	34,49%	373	3,57%	9.529	32,02%	(3)	-0,80%	(199)	-2,04%
Tabungan	6.772	25,68%	3.666	4,03%	6.423	24,67%	3.635	3,69%	(349)	-5,15%	(31)	-0,84%
Rupiah	6.762	99,85%	3.628	98,95%	6.413	99,84%	3.593	98,84%	(349)	-5,16%	(34)	-0,95%
Valas	10	0,15%	38	1,05%	10	0,16%	42	1,16%	0	0,00%	4	9,88%
Deposit on Call	346	1,31%	36.000	39,56%	382	1,47%	40.768	41,33%	36	10,40%	4.768	13,24%
Rupiah	346	100,00%	36.000	100,00%	382	100,00%	40.768	100,00%	36	10,40%	4.768	13,24%
Valas	-	0,00%	-	0,00%	-	0,00%	-	0,00%	0	0,00%	0	0,00%
Deposito	8.701	33,00%	20.505	22,53%	8.738	33,56%	21.544	21,84%	37	0,43%	1.040	5,07%
Rupiah	8.678	99,74%	17.924	87,41%	8.720	99,79%	19.213	89,18%	42	0,48%	1.289	7,19%
Valas	23	0,26%	2.581	12,59%	18	0,21%	2.332	10,82%	(5)	-21,74%	(249)	-9,64%
Sertifikat Deposito	44	0,17%	2.630	2,89%	50	0,19%	2.932	2,97%	6	0,01%	302	11,49%
Rupiah	44	0,00%	2.630	0,00%	50	100,00%	2.932	0,00%	6	0,00%	302	11,49%
Valas	-	0,00%	-	0,00%	-	0,00%	-	0,00%	0	0,00%	0	0,00%
Total	26.368	100,00%	91.005	100,00%	26.035	100,00%	98.641	100,00%	(333)	-1,26%	7.635	8,39%
Rupiah	25.959	98,45%	78.658	86,43%	25.634	98,46%	86.738	87,93%	(325)	-1,25%	8.079	10,27%
Valas	409	1,55%	12.347	13,57%	401	1,54%	11.903	12,07%	(8)	-1,96%	(444)	-3,60%

Keterangan: Prosentase simpanan pada masing-masing jenis simpanan merupakan prosentase terhadap total simpanan

Grafik 4a
Distribusi Nominal Simpanan dari Bank Lain
Berdasarkan Jenis Simpanan



Grafik 4b
Distribusi Rekening Simpanan dari Bank Lain
Berdasarkan Jenis Simpanan



III. DISTRIBUSI SIMPANAN BERDASARKAN SEGMENT NOMINAL SIMPANAN

Tabel 5 Total Simpanan Berdasarkan Segmen Nominal dan Valuta												
Nominal Simpanan	Mar-15				Apr-15				Δ			
	Rekening	%	Nominal (Rp Miliar)	%	Rekening	%	Nominal (Rp Miliar)	%	Δ Rekening	%	Δ Nominal (Rp Miliar)	%
N ≤ 100 Jt	159.974.058	97,79%	598.459	13,99%	158.069.404	97,75%	609.493	14,16%	(1.904.654)	-1,19%	11.034	1,84%
Rupiah	159.203.386	99,52%	584.277	97,63%	157.298.736	99,51%	595.323	97,68%	(1.904.650)	-1,20%	11.046	1,89%
Valas	770.672	0,48%	14.181	2,37%	770.668	0,49%	14.170	2,32%	(4)	0,00%	(11)	-0,08%
100 Jt < N ≤ 200 Jt	1.618.424	0,99%	227.094	5,31%	1.634.573	1,01%	229.383	5,33%	16.149	1,00%	2.289	1,01%
Rupiah	1.510.619	93,34%	211.827	93,28%	1.526.223	93,37%	214.108	93,34%	15.604	1,03%	2.281	1,08%
Valas	107.805	6,66%	15.267	6,72%	108.350	6,63%	15.275	6,66%	545	0,51%	7	0,05%
200 Jt < N ≤ 500 Jt	1.089.408	0,67%	351.437	8,21%	1.096.027	0,68%	353.922	8,22%	6.619	0,61%	2.485	0,71%
Rupiah	996.507	91,47%	321.933	91,60%	1.002.219	91,44%	324.239	91,61%	5.712	0,57%	2.306	0,72%
Valas	92.901	8,53%	29.504	8,40%	93.808	8,56%	29.684	8,39%	907	0,98%	179	0,61%
500 Jt < N ≤ 1 M	463.346	0,28%	341.231	7,97%	459.186	0,28%	341.658	7,94%	(4.160)	-0,90%	426	0,12%
Rupiah	414.952	89,56%	307.531	90,12%	410.126	89,32%	307.601	90,03%	(4.826)	-1,16%	70	0,02%
Valas	48.394	10,44%	33.701	9,88%	49.060	10,68%	34.056	9,97%	666	1,38%	356	1,06%
1 M < N ≤ 2 M	231.561	0,14%	327.663	7,66%	231.283	0,14%	328.176	7,62%	(278)	-0,12%	513	0,16%
Rupiah	201.426	86,99%	285.935	87,26%	200.721	86,79%	285.983	87,14%	(705)	-0,35%	48	0,02%
Valas	30.135	13,01%	41.728	12,74%	30.562	13,21%	42.193	12,86%	427	1,42%	465	1,11%
2 M < N ≤ 5 M	137.348	0,08%	426.925	9,98%	136.795	0,08%	426.743	9,91%	(553)	-0,40%	(182)	-0,04%
Rupiah	119.031	86,66%	370.336	86,75%	118.204	86,41%	369.427	86,57%	(827)	-0,69%	(910)	-0,25%
Valas	18.317	13,34%	56.589	13,25%	18.591	13,59%	57.316	13,43%	274	1,50%	727	1,29%
N > 5 M	77.338	0,05%	2.006.253	46,89%	76.518	0,05%	2.016.314	46,83%	(820)	-1,06%	10.060	0,50%
Rupiah	60.921	78,77%	1.472.865	73,41%	60.051	78,48%	1.473.101	73,06%	(870)	-1,43%	235	0,02%
Valas	16.417	21,23%	533.388	26,59%	16.467	21,52%	543.213	26,94%	50	0,30%	9.825	1,84%
Total	163.591.483	100,00%	4.279.063	100,00%	161.703.786	100,00%	4.305.688	100,00%	(1.887.697)	-1,15%	26.625	0,62%
Rupiah	162.506.842	99,34%	3.554.704	83,07%	160.616.280	99,33%	3.569.782	82,91%	(1.890.562)	-1,16%	15.077	0,42%
Valas	1.084.641	0,66%	724.359	16,93%	1.087.506	0,67%	735.907	17,09%	2.865	0,26%	11.548	1,59%

Keterangan: Prosentase simpanan pada masing-masing segmen nominal simpanan merupakan prosentase terhadap total simpanan

Tabel 6												
DPK Berdasarkan Segmen Nominal dan Valuta												
Nominal Simpanan	Mar-15				Apr-15				Δ			
	Rekening	%	Nominal (Rp Miliar)	%	Rekening	%	Nominal (Rp Miliar)	%	Δ Rekening	%	Δ Nominal (Rp Miliar)	%
N ≤ 100 Jt	159.961.730	97,80%	598.113	14,28%	158.057.406	97,76%	609.090	14,48%	(1.904.324)	-1,19%	10.977	1,84%
Rupiah	159.191.163	99,52%	583.934	97,63%	157.286.843	99,51%	594.922	97,67%	(1.904.320)	-1,20%	10.988	1,88%
Valas	770.567	0,48%	14.179	2,37%	770.563	0,49%	14.168	2,33%	(4)	0,00%	(12)	-0,08%
100 Jt < N ≤ 200 Jt	1.615.585	0,99%	226.673	5,41%	1.631.729	1,01%	228.958	5,44%	16.144	1,00%	2.285	1,01%
Rupiah	1.507.808	93,33%	211.409	93,27%	1.523.403	93,36%	213.687	93,33%	15.595	1,03%	2.277	1,08%
Valas	107.777	6,67%	15.263	6,73%	108.326	6,64%	15.271	6,67%	549	0,51%	8	0,05%
200 Jt < N ≤ 500 Jt	1.085.507	0,66%	350.062	8,36%	1.092.132	0,68%	352.543	8,38%	6.625	0,61%	2.480	0,71%
Rupiah	992.645	91,45%	320.571	91,58%	998.359	91,41%	322.869	91,58%	5.714	0,58%	2.298	0,72%
Valas	92.862	8,55%	29.491	8,42%	93.773	8,59%	29.674	8,42%	911	0,98%	182	0,62%
500 Jt < N ≤ 1 M	460.218	0,28%	338.629	8,09%	456.168	0,28%	339.165	8,06%	(4.050)	-0,88%	536	0,16%
Rupiah	411.847	89,49%	304.945	90,05%	407.140	89,25%	305.132	89,97%	(4.707)	-1,14%	187	0,06%
Valas	48.371	10,51%	33.685	9,95%	49.028	10,75%	34.033	10,03%	657	1,36%	348	1,03%
1 M < N ≤ 2 M	229.994	0,14%	325.304	7,77%	229.648	0,14%	325.724	7,74%	(346)	-0,15%	420	0,13%
Rupiah	199.885	86,91%	283.612	87,18%	199.111	86,70%	283.566	87,06%	(774)	-0,39%	(45)	-0,02%
Valas	30.109	13,09%	41.692	12,82%	30.537	13,30%	42.157	12,94%	428	1,42%	465	1,12%
2 M < N ≤ 5 M	136.035	0,08%	422.457	10,09%	135.519	0,08%	422.388	10,04%	(516)	-0,38%	(69)	-0,02%
Rupiah	117.764	86,57%	366.021	86,64%	116.955	86,30%	365.164	86,45%	(809)	-0,69%	(857)	-0,23%
Valas	18.271	13,43%	56.437	13,36%	18.564	13,70%	57.224	13,55%	293	1,60%	787	1,40%
N > 5 M	76.046	0,05%	1.926.819	46,01%	75.149	0,05%	1.929.180	45,86%	(897)	-1,18%	2.361	0,12%
Rupiah	59.771	78,60%	1.405.555	72,95%	58.835	78,29%	1.397.703	72,45%	(936)	-1,57%	(7.852)	-0,56%
Valas	16.275	21,40%	521.264	27,05%	16.314	21,71%	531.477	27,55%	39	0,24%	10.213	1,96%
Total	163.565.115	100,00%	4.188.058	100,00%	161.677.751	100,00%	4.207.048	100,00%	(1.887.364)	-1,15%	18.990	0,45%
Rupiah	162.480.883	99,34%	3.476.046	83,00%	160.590.646	99,33%	3.483.044	82,79%	(1.890.237)	-1,16%	6.997	0,20%
Valas	1.084.232	0,66%	712.012	17,00%	1.087.105	0,67%	724.004	17,21%	2.873	0,26%	11.992	1,68%

Keterangan: Prosentase simpanan pada masing-masing segmen nominal simpanan merupakan prosentase terhadap total simpanan

Tabel 7												
Simpanan Dari Bank Lain Berdasarkan Segmen Nominal dan Valuta												
Nominal Simpanan	Mar-15				Apr-15				Δ			
	Rekening	%	Nominal (Rp Miliar)	%	Rekening	%	Nominal (Rp Miliar)	%	Δ Rekening	%	Δ Nominal (Rp Miliar)	%
N ≤ 100 Jt	12.328	46,75%	345	0,38%	11.998	46,08%	403	0,41%	(330)	-2,68%	57	16,55%
Rupiah	12.223	99,15%	343	99,37%	11.893	99,12%	400	99,44%	(330)	-2,70%	57	16,64%
Valas	105	0,85%	2	0,63%	105	0,88%	2	0,56%	0	0,00%	0	3,58%
100 Jt < N ≤ 200 Jt	2.839	10,77%	422	0,46%	2.844	10,92%	425	0,43%	5	0,18%	3	0,74%
Rupiah	2.811	99,01%	418	99,05%	2.820	99,16%	422	99,24%	9	0,32%	4	0,94%
Valas	28	0,99%	4	0,95%	24	0,84%	3	0,76%	(4)	-14,29%	(1)	-19,47%
200 Jt < N ≤ 500 Jt	3.901	14,79%	1.375	1,51%	3.895	14,96%	1.380	1,40%	(6)	-0,15%	5	0,36%
Rupiah	3.862	99,00%	1.362	99,06%	3.860	99,10%	1.370	99,26%	(2)	-0,05%	8	0,56%
Valas	39	1,00%	13	0,94%	35	0,90%	10	0,74%	(4)	-10,26%	(3)	-20,82%
500 Jt < N ≤ 1 M	3.128	11,86%	2.602	2,86%	3.018	11,59%	2.493	2,53%	(110)	-3,52%	(109)	-4,21%
Rupiah	3.105	99,26%	2.586	99,38%	2.986	98,94%	2.469	99,05%	(119)	-3,83%	(117)	-4,52%
Valas	23	0,74%	16	0,62%	32	1,06%	24	0,95%	9	39,13%	8	47,05%
1 M < N ≤ 2 M	1.567	5,94%	2.359	2,59%	1.635	6,28%	2.452	2,49%	68	4,34%	93	3,94%
Rupiah	1.541	98,34%	2.323	98,48%	1.610	98,47%	2.417	98,55%	69	4,48%	93	4,02%
Valas	26	1,66%	36	1,52%	25	1,53%	36	1,45%	(1)	-3,85%	(0)	-0,67%
2 M < N ≤ 5 M	1.313	4,98%	4.468	4,91%	1.276	4,90%	4.355	4,41%	(37)	-2,82%	(113)	-2,53%
Rupiah	1.267	96,50%	4.316	96,59%	1.249	97,88%	4.263	97,88%	(18)	-1,42%	(53)	-1,23%
Valas	46	3,50%	152	3,41%	27	2,12%	92	2,12%	(19)	-41,30%	(60)	-39,45%
N > 5 M	1.292	4,90%	79.434	87,29%	1.369	5,26%	87.134	88,33%	77	5,96%	7.700	9,69%
Rupiah	1.150	89,01%	67.310	84,74%	1.216	88,82%	75.398	86,53%	66	5,74%	8.088	12,02%
Valas	142	10,99%	12.124	15,26%	153	11,18%	11.736	13,47%	11	7,75%	(388)	-3,20%
Total	26.368	100,00%	91.005	100,00%	26.035	100,00%	98.641	100,00%	(333)	-1,26%	7.635	8,39%
Rupiah	25.959	98,45%	78.658	86,43%	25.634	98,46%	86.738	87,93%	(325)	-1,25%	8.080	10,27%
Valas	409	1,55%	12.347	13,57%	401	1,54%	11.903	12,07%	(8)	-1,96%	(444)	-3,60%

Keterangan: Prosentase simpanan pada masing-masing segmen nominal simpanan merupakan prosentase terhadap total simpanan

IV. DISTRIBUSI SIMPANAN BERDASARKAN BESARAN NILAI SIMPANAN YANG DIJAMIN

Tabel 8 Total Simpanan Berdasarkan Besaran Nilai Simpanan yang Dijamin dan Valuta												
Nominal Simpanan	Mar-15				Apr-15				Δ			
	Rekening	%	Nominal (Rp Miliar)	%	Rekening	%	Nominal (Rp Miliar)	%	Δ Rekening	%	Δ Nominal (Rp Miliar)	%
N ≤ 2 M	163.376.797	99,87%	1.845.885	43,14%	161.490.473	99,87%	1.862.632	43,26%	(1.886.324)	-1,15%	16.747	0,91%
Rupiah	162.326.890	99,36%	1.711.503	92,72%	160.438.025	99,35%	1.727.254	92,73%	(1.888.865)	-1,16%	15.751	0,92%
Valas	1.049.907	0,64%	134.382	7,28%	1.052.448	0,65%	135.378	7,27%	2.541	0,24%	996	0,74%
N > 2 M	214.686	0,13%	2.433.178	56,86%	213.313	0,13%	2.443.057	56,74%	(1.373)	-0,64%	9.878	0,41%
Rupiah	179.952	83,82%	1.843.201	75,75%	178.255	83,56%	1.842.527	75,42%	(1.697)	-0,94%	(674)	-0,04%
Valas	34.734	16,18%	589.977	24,25%	35.058	16,44%	600.529	24,58%	324	0,93%	10.552	1,79%
Total	163.591.483	100,00%	4.279.063	100,00%	161.703.786	100,00%	4.305.688	100,00%	(1.887.697)	-1,15%	26.625	0,62%
Rupiah	162.506.842	99,34%	3.554.704	83,07%	160.616.280	99,33%	3.569.782	82,91%	(1.890.562)	-1,16%	15.077	0,42%
Valas	1.084.641	0,66%	724.359	16,93%	1.087.506	0,67%	735.907	17,09%	2.865	0,26%	11.548	1,59%

Keterangan: Prosentase simpanan pada masing-masing segmen nominal simpanan merupakan prosentase terhadap total simpanan

Tabel 9												
DPK Berdasarkan Besaran Nilai Simpanan yang Dijamin dan Valuta												
Nominal Simpanan	Mar-15				Apr-15				Δ			
	Rekening	%	Nominal (Rp Miliar)	%	Rekening	%	Nominal (Rp Miliar)	%	Δ Rekening	%	Δ Nominal (Rp Miliar)	%
N ≤ 2 M	163.353.034	99,87%	1.838.781	43,91%	161.467.083	99,87%	1.855.479	44,10%	(1.885.951)	-1,15%	16.698	0,91%
Rupiah	162.303.348	99,36%	1.704.471	92,70%	160.414.856	99,35%	1.720.177	92,71%	(1.888.492)	-1,16%	15.706	0,92%
Valas	1.049.686	0,64%	134.311	7,30%	1.052.227	0,65%	135.303	7,29%	2.541	0,24%	992	0,74%
N > 2 M	212.081	0,13%	2.349.277	56,09%	210.668	0,13%	2.351.568	55,90%	(1.413)	-0,67%	2.292	0,10%
Rupiah	177.535	83,71%	1.771.576	75,41%	175.790	83,44%	1.762.867	74,97%	(1.745)	-0,98%	(8.709)	-0,49%
Valas	34.546	16,29%	577.701	24,59%	34.878	16,56%	588.701	25,03%	332	0,96%	11.000	1,90%
Total	163.565.115	100,00%	4.188.058	100,00%	161.677.751	100,00%	4.207.048	100,00%	(1.887.364)	-1,15%	18.990	0,45%
Rupiah	162.480.883	99,34%	3.476.046	83,00%	160.590.646	99,33%	3.483.044	82,79%	(1.890.237)	-1,16%	6.997	0,20%
Valas	1.084.232	0,66%	712.012	17,00%	1.087.105	0,67%	724.004	17,21%	2.873	0,26%	11.992	1,68%

Keterangan: Prosentase simpanan pada masing-masing segmen nominal simpanan merupakan prosentase terhadap total simpanan

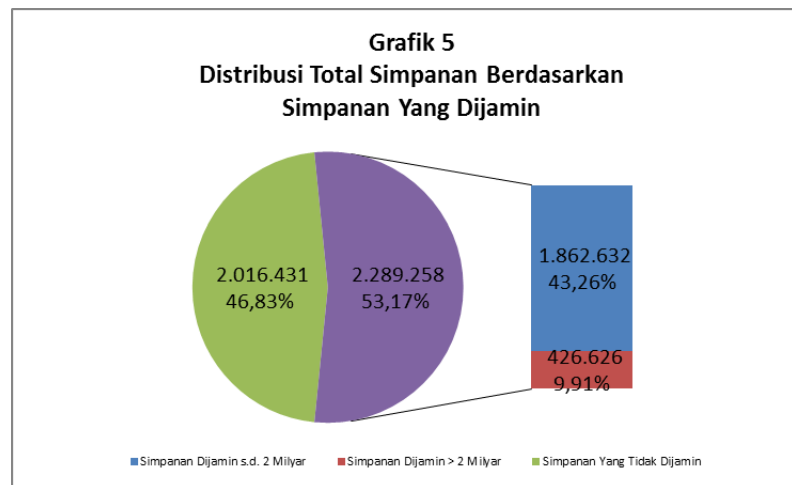
Tabel 10												
Simpanan Dari Bank Lain Berdasarkan Besaran Nilai Simpanan yang Dijamin dan Valuta												
Nominal Simpanan	Mar-15				Apr-15				Δ			
	Rekening	%	Nominal (Rp Miliar)	%	Rekening	%	Nominal (Rp Miliar)	%	Δ Rekening	%	Δ Nominal (Rp Miliar)	%
N ≤ 2 M	23.763	90,12%	7.103	7,81%	23.390	89,84%	7.152	7,25%	(373)	-1,57%	49	0,69%
Rupiah	23.542	99,07%	7.032	99,00%	23.169	99,06%	7.077	98,95%	(373)	-1,58%	45	0,64%
Valas	221	0,93%	71	1,00%	221	0,94%	75	1,05%	0	0,00%	4	5,55%
N > 2 M	2.605	9,88%	83.902	92,19%	2.645	10,16%	91.488	92,75%	40	1,54%	7.587	9,04%
Rupiah	2.417	92,78%	71.626	85,37%	2.465	93,19%	79.660	87,07%	48	1,99%	8.035	11,22%
Valas	188	7,22%	12.276	14,63%	180	6,81%	11.828	12,93%	(8)	-4,26%	(448)	-3,65%
Total	26.368	100,00%	91.005	100,00%	26.035	100,00%	98.641	100,00%	(333)	-1,26%	7.635	8,39%
Rupiah	25.959	98,45%	78.658	86,43%	25.634	98,46%	86.738	87,93%	(325)	-1,25%	8.080	10,27%
Valas	409	1,55%	12.347	13,57%	401	1,54%	11.903	12,07%	(8)	-1,96%	(444)	-3,60%

Keterangan: Prosentase simpanan pada masing-masing segmen nominal simpanan merupakan prosentase terhadap total simpanan

V. DISTRIBUSI SIMPANAN YANG DIJAMIN

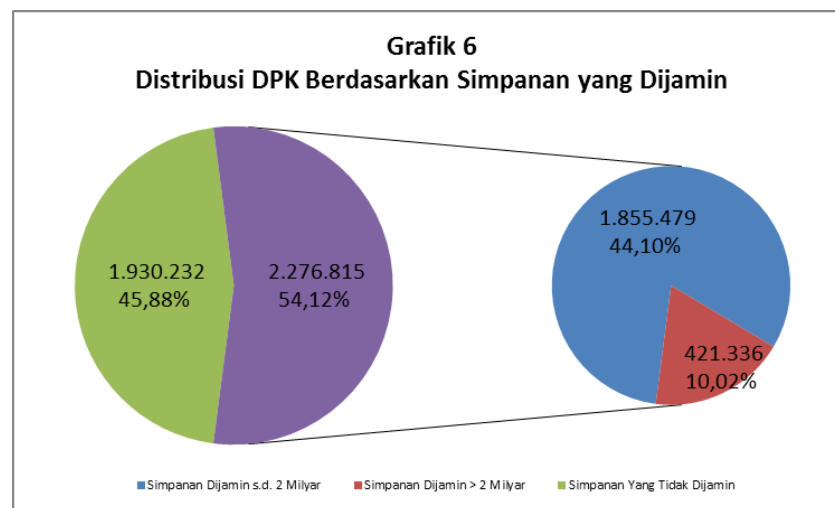
Tabel 11 Total Simpanan Berdasarkan Simpanan Yang Dijamin dan Valuta												
Nominal Simpanan	Mar-15				Apr-15				Δ			
	Rekening	%	Nominal (Rp Miliar)	%	Rekening	%	Nominal (Rp Miliar)	%	Δ Rekening	%	Δ Nominal (Rp Miliar)	%
N ≤ 2 M	163.376.797	99,87%	1.845.885	81,13%	161.490.473	99,87%	1.862.632	81,36%	(1.886.324)	-1,15%	16.747	0,91%
Rupiah	162.326.890	99,36%	1.711.503	92,72%	160.438.025	99,35%	1.727.254	92,73%	(1.888.865)	-1,16%	15.751	0,92%
Valas	1.049.907	0,64%	134.382	7,28%	1.052.448	0,65%	135.378	7,27%	2.541	0,24%	996	0,74%
N > 2 M	214.686	0,13%	429.372	18,87%	213.313	0,13%	426.626	18,64%	(1.373)	-0,64%	(2.746)	-0,64%
Rupiah	179.952	83,82%	359.904	83,82%	178.255	83,56%	356.510	83,56%	(1.697)	-0,94%	(3.394)	-0,94%
Valas	34.734	16,18%	69.468	16,18%	35.058	16,44%	70.116	16,44%	324	0,93%	648	0,93%
Total	163.591.483	100,00%	2.275.257	100,00%	161.703.786	100,00%	2.289.258	100,00%	(1.887.697)	-1,15%	14.001	0,62%
Rupiah	162.506.842	99,34%	2.071.407	91,04%	160.616.280	99,33%	2.083.764	91,02%	(1.890.562)	-1,16%	12.357	0,60%
Valas	1.084.641	0,66%	203.850	8,96%	1.087.506	0,67%	205.494	8,98%	2.865	0,26%	1.644	0,81%

Keterangan: Prosentase simpanan pada masing-masing segmen nominal simpanan merupakan prosentase terhadap total simpanan



Tabel 12 DPK berdasarkan Simpanan yang Dijamin dan Valuta												
Nominal Simpanan	Mar-15				Apr-15				Δ			
	Rekening	%	Nominal (Rp Miliar)	%	Rekening	%	Nominal (Rp Miliar)	%	Δ Rekening	%	Δ Nominal (Rp Miliar)	%
N ≤ 2 M	163.353.034	99,87%	1.838.781	81,26%	161.467.083	99,87%	1.855.479	81,49%	(1.885.951)	-1,15%	16.698	0,91%
Rupiah	162.303.348	99,36%	1.704.471	92,70%	160.414.856	99,35%	1.720.177	92,71%	(1.888.492)	-1,16%	15.706	0,92%
Valas	1.049.686	0,64%	134.311	7,30%	1.052.227	0,65%	135.303	7,29%	2.541	0,24%	992	0,74%
N > 2 M	212.081	0,13%	424.162	18,74%	210.668	0,13%	421.336	18,51%	(1.413)	-0,67%	(2.826)	-0,67%
Rupiah	177.535	83,71%	355.070	83,71%	175.790	83,44%	351.580	83,44%	(1.745)	-0,98%	(3.490)	-0,98%
Valas	34.546	16,29%	69.092	16,29%	34.878	16,56%	69.756	16,56%	332	0,96%	664	0,96%
Total	163.565.115	100,00%	2.262.943	100,00%	161.677.751	100,00%	2.276.815	100,00%	(1.887.364)	-1,15%	13.872	0,61%
Rupiah	162.480.883	99,34%	2.059.541	91,01%	160.590.646	99,33%	2.071.757	90,99%	(1.890.237)	-1,16%	12.216	0,59%
Valas	1.084.232	0,66%	203.403	8,99%	1.087.105	0,67%	205.059	9,01%	2.873	0,26%	1.656	0,81%

Keterangan: Prosentase simpanan pada masing-masing segmen nominal simpanan merupakan prosentase terhadap total simpanan



Tabel 13												
Simpanan Dari Bank Lain Berdasarkan Simpanan Yang Dijamin dan Valuta												
Nominal Simpanan	Mar-15				Apr-15				Δ			
	Rekening	%	Nominal (Rp Miliar)	%	Rekening	%	Nominal (Rp Miliar)	%	Δ Rekening	%	Δ Nominal (Rp Miliar)	%
N ≤ 2 M	23.763	90,12%	7.103	57,69%	23.390	89,84%	7.152	57,48%	(373)	-1,57%	49	0,69%
Rupiah	23.542	99,07%	7.032	99,00%	23.169	99,06%	7.077	98,95%	(373)	-1,58%	45	0,64%
Valas	221	0,93%	71	1,00%	221	0,94%	75	1,05%	0	0,00%	4	5,55%
N > 2 M	2.605	9,88%	5.210	42,31%	2.645	10,16%	5.290	42,52%	40	1,54%	80	1,54%
Rupiah	2.417	92,78%	4.834	92,78%	2.465	93,19%	4.930	93,19%	48	1,99%	96	1,99%
Valas	188	7,22%	376	7,22%	180	6,81%	360	6,81%	(8)	-4,26%	(16)	-4,26%
Total	26.368	100,00%	12.313	100,00%	26.035	100,00%	12.442	100,00%	(333)	-1,26%	129	1,05%
Rupiah	25.959	98,45%	11.866	96,37%	25.634	98,46%	12.007	96,50%	(325)	-1,25%	141	1,19%
Valas	409	1,55%	447	3,63%	401	1,54%	435	3,50%	(8)	-1,96%	(12)	-2,70%

Keterangan: Prosentase simpanan pada masing-masing segmen nominal simpanan merupakan prosentase terhadap total simpanan

