



LEMBAGA
PENJAMIN
SIMPANAN

Indonesia
Deposit
Insurance
Corporation

Distribusi Simpanan Bank Umum

Februari 2013

DAFTAR ISI

Keterangan

Total Simpanan dan Jumlah Rekening	Tabel 1	3
Pertumbuhan Total Simpanan dan Jumlah Rekening	Grafik 1	3
Total Simpanan Berdasarkan Kepemilikan	Tabel 2	4
DPK Berdasarkan Jenis Simpanan	Tabel 3	4
Distribusi Nominal DPK Berdasarkan Jenis Simpanan	Grafik 2a	4
Distribusi Jumlah Rekening DPK Berdasarkan Jenis Simpanan	Grafik 2b	4
Simpanan Dari Bank Lain Berdasarkan Jenis Simpanan	Tabel 4	5
Distribusi Nominal Simpanan dari Bank Lain berdasarkan Jenis Simpanan	Grafik 3a	5
Distribusi Jumlah Rekening Simpanan dari Bank Lain berdasarkan Jenis Simpanan	Grafik 3b	5
DPK Berdasarkan segmen Nominal	Tabel 5	6
Simpanan dari Bank Lain berdasarkan segmen Nominal	Tabel 6	7
DPK berdasarkan Nominal Yang Dijamin	Tabel 7	8
Simpanan dari Bank Lain berdasarkan Nominal Yang Dijamin	Tabel 8	8
Total Simpanan berdasarkan Nominal yang Dijamin	Tabel 9	8
DPK berdasarkan Simpanan yang Dijamin	Tabel 10	9
Distribusi DPK berdasarkan Simpanan yang Dijamin	Grafik 4	9
Simpanan dari Bank Lain berdasarkan Simpanan yang Dijamin	Tabel 11	10
Distribusi Simpanan dari Bank Lain berdasarkan Simpanan yang Dijamin	Grafik 5	10
Total Simpanan berdasarkan Simpanan yang Dijamin	Tabel 12	11
Distribusi Total Simpanan berdasarkan Simpanan yang Dijamin	Grafik 6	11

KETERANGAN

Sumber Data

Data yang digunakan bersumber dari Laporan Posisi Simpanan yang disampaikan oleh bank kepada Lembaga Penjamin Simpanan.

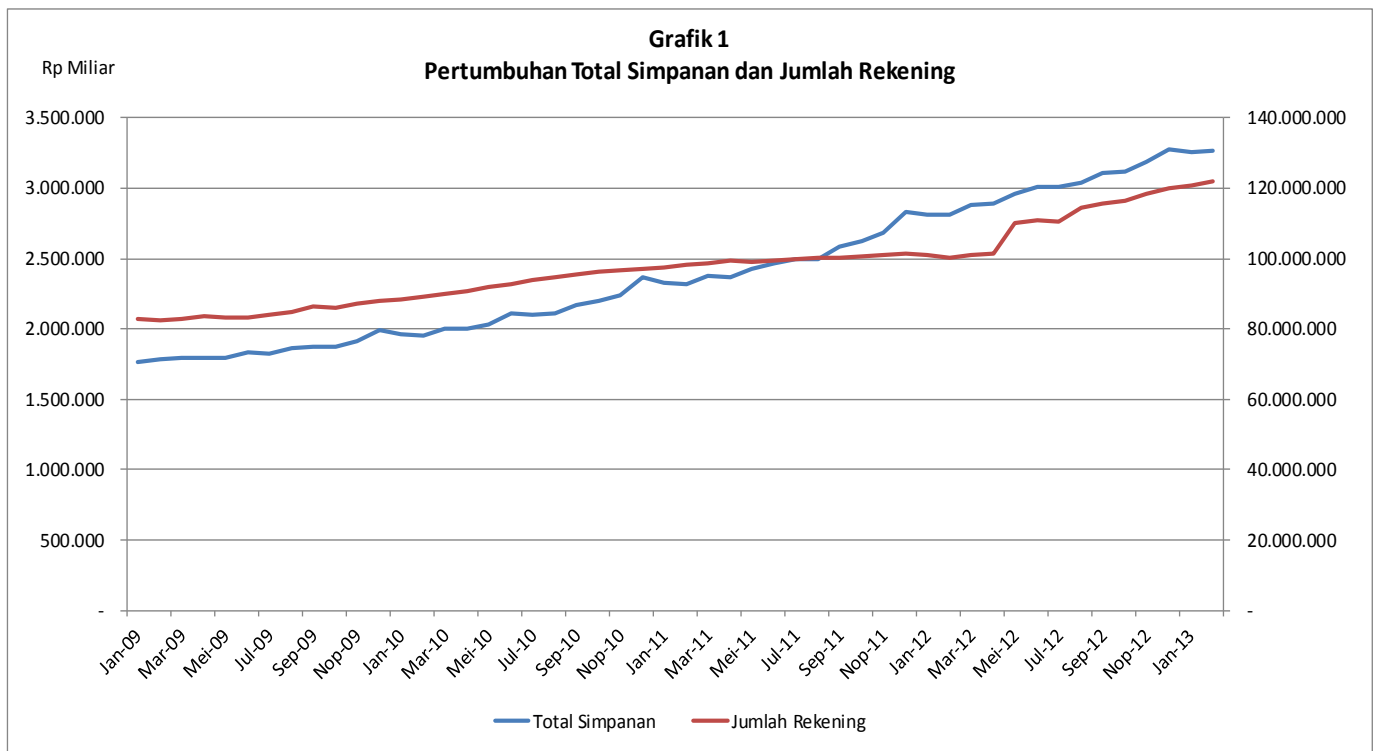
Definisi

Simpanan meliputi Dana Pihak Ketiga dan simpanan dari bank lain.

Simpanan Yang Dijamin meliputi: a. seluruh simpanan yang nominalnya \leq Rp2 Miliar; b. proporsi simpanan yang dijamin (Rp2 Miliar) dari seluruh simpanan dengan nominal di atas Rp2 Miliar.

I. PERTUMBUHAN TOTAL SIMPANAN DAN JUMLAH REKENING PADA BANK UMUM

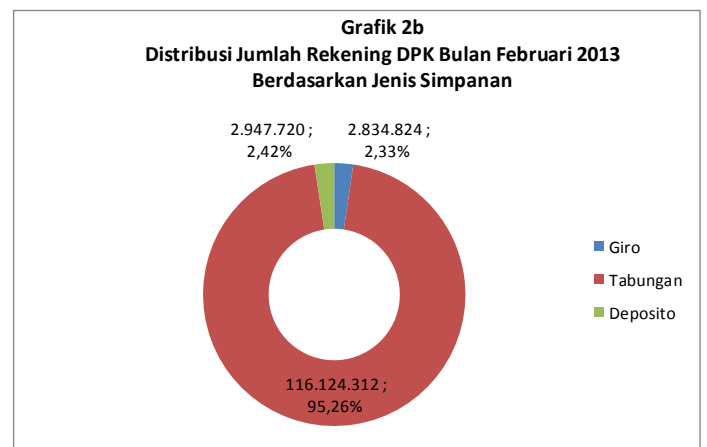
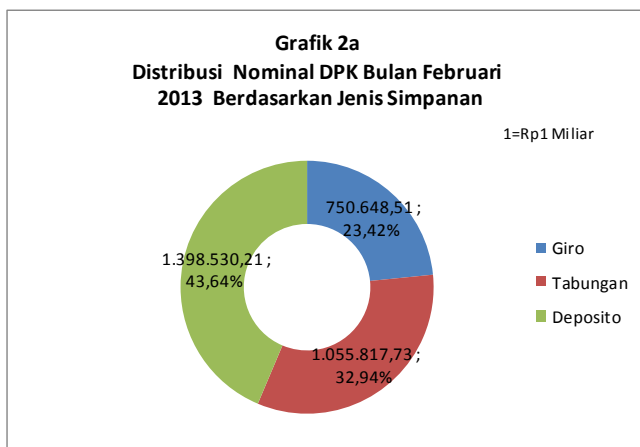
Tabel 1 Total Simpanan dan Jumlah Rekening										
Bulan	2009		2010		2011		2012		2013	
	Rekening	Nominal (Rp Miliar)	Rekening	Nominal (Rp Miliar)	Rekening	Nominal (Rp Miliar)	Rekening	Nominal (Rp Miliar)	Rekening	Nominal (Rp Miliar)
Januari	82.796.506	1.760.227,18	88.480.348	1.966.836,06	97.500.965	2.330.579,53	100.995.991	2.812.388,54	120.846.777	3.253.000,21
Februari	82.558.402	1.783.743,21	89.097.749	1.948.440,83	98.091.890	2.316.084,58	100.339.507	2.809.349,44	121.930.266	3.265.246,53
Maret	82.864.439	1.798.126,33	90.108.129	2.000.608,70	98.809.698	2.381.977,94	101.097.601	2.879.533,85		
April	83.816.417	1.791.613,78	90.838.036	1.999.163,25	99.360.056	2.368.030,02	101.531.209	2.894.012,62		
Mei	83.191.216	1.796.570,84	91.956.415	2.029.219,63	99.237.439	2.424.450,11	110.120.237	2.958.972,39		
Juni	83.428.901	1.834.702,38	92.907.696	2.113.484,33	99.553.678	2.467.293,90	111.011.366	3.010.180,98		
Juli	84.011.868	1.820.084,23	93.937.955	2.104.264,85	99.992.834	2.494.705,98	112.124.718	3.011.850,23		
Agustus	84.913.166	1.860.209,93	94.540.213	2.113.793,52	100.162.979	2.492.507,44	113.534.001	3.037.802,64		
September	86.454.361	1.870.941,16	95.595.059	2.170.410,30	100.324.722	2.586.979,78	115.525.552	3.104.250,57		
Oktober	86.011.880	1.877.601,44	96.115.812	2.201.834,15	100.681.831	2.625.158,05	116.426.607	3.119.552,30		
Nopember	87.092.871	1.913.654,40	96.615.824	2.241.793,63	101.115.423	2.684.747,23	118.364.092	3.182.866,86		
Desember	88.086.017	1.995.789,56	97.204.863	2.370.982,77	101.503.564	2.830.322,74	119.917.930	3.277.154,34		



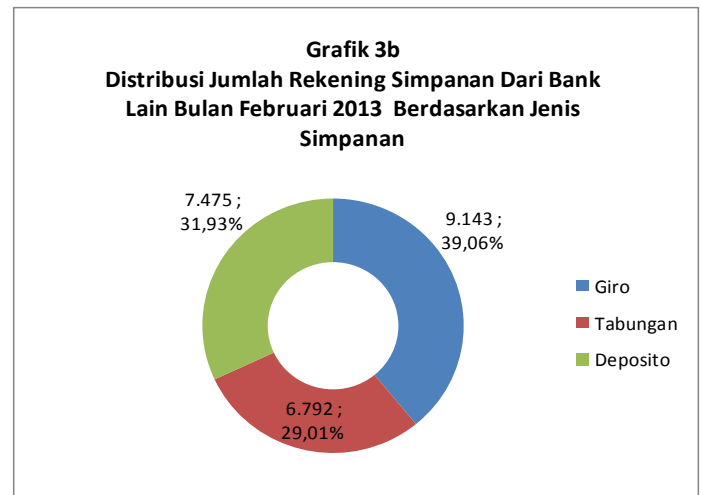
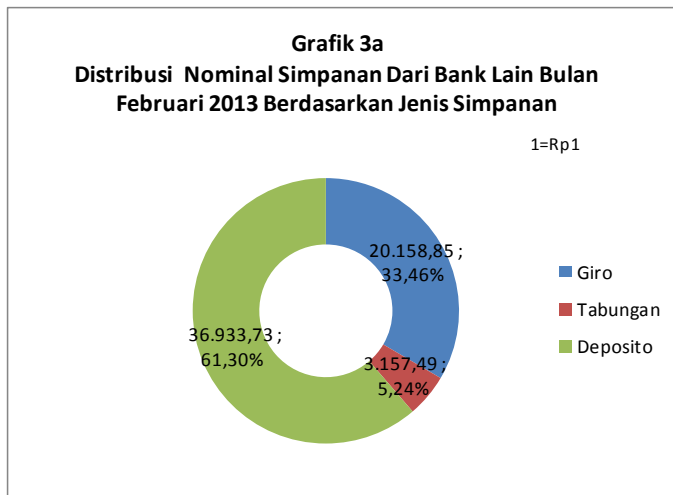
II. DISTRIBUSI SIMPANAN BERDASARKAN JENIS SIMPANAN

Tabel 2 Total Simpanan Berdasarkan Kepemilikan						
Jenis Simpanan	Jan-13		Feb-13		Δ	
	Rekening	Nominal (Rp Miliar)	Rekening	Nominal (Rp Miliar)	Δ Rekening	Δ Nominal
DPK						
Giro	2.810.663	754.894,23	2.834.824	750.648,51	24.161	(4.245,71)
Tabungan	115.056.523	1.060.554,11	116.124.312	1.055.817,73	1.067.789	(4.736,38)
Deposito	2.956.014	1.385.108,46	2.947.720	1.398.530,21	(8.294)	13.421,75
Sub Total	120.823.200	3.200.556,80	121.906.856	3.204.996,45	1.083.656	4.439,65
Simpanan Bank Lain						
Giro	9.112	18.209	9.143	20.158,85	31	1.950,21
Tabungan	6.813	3.486	6.792	3.157,49	(21)	(328,31)
Deposito	7.652	30.749	7.475	36.933,73	(177)	6.184,77
Sub Total	23.577	52.443,41	23.410	60.250,07	(167)	7.806,66
Total	120.846.777	3.253.000,21	121.930.266	3.265.246,53	1.083.489	12.246,31

Tabel 3 DPK Berdasarkan Jenis Simpanan												
Jenis Simpanan	Jan-13				Feb-13				Δ			
	Rekening	%	Nominal (Rp Miliar)	%	Rekening	%	Nominal (Rp Miliar)	%	Δ Rekening	%	Δ Nominal	%
Giro	2.810.663	100,00%	754.894,23	100,00%	2.834.824	100,00%	750.648,51	100,00%	24.161	0,86%	(4.245,71)	-0,56%
Rupiah	2.508.592	89,25%	540.344,49	71,58%	2.531.862	89,31%	530.001,14	70,61%	23.270	0,93%	(10.343,35)	-1,91%
Valas	302.071	10,75%	214.549,74	28,42%	302.962	10,69%	220.647,38	29,39%	891	0,29%	6.097,63	2,84%
Tabungan	115.056.523	100,00%	1.060.554,11	100,00%	116.124.312	100,00%	1.055.817,73	100,00%	1.067.789	0,93%	(4.736,38)	-0,45%
Rupiah	114.492.084	99,51%	990.389,78	93,38%	115.555.756	99,51%	984.914,14	93,28%	1.063.672	0,93%	(5.475,64)	-0,55%
Valas	564.439	0,49%	70.164,34	6,62%	568.556	0,49%	70.903,59	6,72%	4.117	0,73%	739,26	1,05%
Deposito	2.956.014	100,00%	1.385.108,46	100,00%	2.947.720	100,00%	1.398.530,21	100,00%	(8.294)	-0,28%	13.421,75	0,97%
Rupiah	2.788.790	94,34%	1.189.848,14	85,90%	2.780.670	94,33%	1.200.828,45	85,86%	(8.120)	-0,29%	10.980,32	0,92%
Valas	167.224	5,66%	195.260,32	14,10%	167.050	5,67%	197.701,75	14,14%	(174)	-0,10%	2.441,43	1,25%
Total	120.823.200	100,00%	3.200.556,80	100,00%	121.906.856	100,00%	3.204.996,45	100,00%	1.083.656	0,90%	4.439,65	0,14%
Rupiah	119.789.466	99,14%	2.720.582,40	85,00%	120.868.288	99,15%	2.715.743,73	84,73%	1.078.822	0,90%	(4.838,67)	-0,18%
Valas	1.033.734	0,86%	479.974,40	15,00%	1.038.568	0,85%	489.252,72	15,27%	4.834	0,47%	9.278,33	1,93%



Tabel 4												
Simpanan Dari Bank Lain Berdasarkan Jenis Simpanan												
Jenis Simpanan	Jan-13				Feb-13				Δ			
	Rekening	%	Nominal (Rp Miliar)	%	Rekening	%	Nominal (Rp Miliar)	%	Δ Rekening	%	Δ Nominal	%
Giro	9.112	100,00%	18.208,64	100,00%	9.143	100,00%	20.158,85	100,00%	31	0,34%	1.950,21	10,71%
Rupiah	8.793	96,50%	14.618,50	80,28%	8.835	96,63%	16.245,85	80,59%	42	0,48%	1.627,35	11,13%
Valas	319	3,50%	3.590,14	19,72%	308	3,37%	3.913,00	19,41%	(11)	-3,45%	322,86	8,99%
Tabungan	6.813	100,00%	3.485,81	100,00%	6.792	100,00%	3.157,49	100,00%	(21)	-0,31%	(328,31)	-9,42%
Rupiah	6.811	99,97%	3.485,80	100,00%	6.787	99,93%	3.157,26	99,99%	(24)	-0,35%	(328,53)	-9,42%
Valas	2	0,03%	0,01	0,00%	5	0,07%	0,23	0,01%	3	150,00%	0,22	2244,54%
Deposito	7.652	100,00%	30.748,97	100,00%	7.475	100,00%	36.933,73	100,00%	(177)	-2,31%	6.184,77	20,11%
Rupiah	7.637	99,80%	30.055,54	97,74%	7.467	99,89%	36.484,20	98,78%	(170)	-2,23%	6.428,66	21,39%
Valas	15	0,20%	693,43	2,26%	8	0,11%	449,54	1,22%	(7)	-46,67%	(243,89)	-35,17%
Total	23.577	100,00%	52.443,41	100,00%	23.410	100,00%	60.250,07	100,00%	(167)	-0,71%	7.806,66	14,89%
Rupiah	23.241	98,57%	48.159,84	91,83%	23.089	98,63%	55.887,31	92,76%	(152)	-0,65%	7.727,47	16,05%
Valas	336	1,43%	4.283,58	8,17%	321	1,37%	4.362,77	7,24%	(15)	-4,46%	79,19	1,85%



III. DISTRIBUSI SIMPANAN BERDASARKAN SEGMENT NOMINAL SIMPANAN

Tabel 5 DPK Berdasarkan Segmen Nominal												
Nominal Simpanan	Jan-13				Feb-13				Δ			
	Rekening	%	Nominal (Rp Miliar)	%	Rekening	%	Nominal (Rp Miliar)	%	Δ Rekening	%	Δ Nominal	%
N ≤ 100 Jt	117.804.163	100,00%	513.781,52	100,00%	118.825.518	100,00%	516.890,03	100,00%	1.021.355	0,87%	3.108,51	0,61%
Rupiah	117.043.425	99,35%	498.241,12	96,98%	118.051.674	99,35%	501.198,87	96,96%	1.008.249	0,86%	2.957,76	0,59%
Valas	760.738	0,65%	15.540,41	3,02%	773.844	0,65%	15.691,16	3,04%	13.106	1,72%	150,75	0,97%
100 Jt < N ≤ 200 Jt	1.337.407	100,00%	187.202,49	100,00%	1.338.704	100,00%	187.626,83	100,00%	1.297	0,10%	424,34	0,23%
Rupiah	1.245.561	93,13%	174.399,22	93,16%	1.248.483	93,26%	174.594,41	93,05%	2.922	0,23%	195,19	0,11%
Valas	91.846	6,87%	12.803,27	6,84%	90.221	6,74%	13.032,41	6,95%	(1.625)	-1,77%	229,15	1,79%
200 Jt < N ≤ 500 Jt	930.597	100,00%	289.599,05	100,00%	913.321	100,00%	288.384,23	100,00%	(17.276)	-1,86%	(1.214,82)	-0,42%
Rupiah	840.009	90,27%	262.337,20	90,59%	826.561	90,50%	260.468,77	90,32%	(13.448)	-1,60%	(1.868,43)	-0,71%
Valas	90.588	9,73%	27.261,84	9,41%	86.760	9,50%	27.915,46	9,68%	(3.828)	-4,23%	653,62	2,40%
500 Jt < N ≤ 1 M	381.455	100,00%	275.760,96	100,00%	378.822	100,00%	273.576,88	100,00%	(2.633)	-0,69%	(2.184,08)	-0,79%
Rupiah	338.451	88,73%	246.398,26	89,35%	337.817	89,18%	243.413,42	88,97%	(634)	-0,19%	(2.984,83)	-1,21%
Valas	43.004	11,27%	29.362,71	10,65%	41.005	10,82%	30.163,46	11,03%	(1.999)	-4,65%	800,76	2,73%
1 M < N ≤ 2 M	208.297	100,00%	264.495,37	100,00%	224.208	100,00%	260.833,29	100,00%	15.911	7,64%	(3.662,08)	-1,38%
Rupiah	185.765	89,18%	235.139,36	88,90%	202.600	90,36%	231.030,89	88,57%	16.835	9,06%	(4.108,47)	-1,75%
Valas	22.532	10,82%	29.356,01	11,10%	21.608	9,64%	29.802,40	11,43%	(924)	-4,10%	446,39	1,52%
2 M < N ≤ 5 M	99.075	100,00%	323.159,84	100,00%	130.262	100,00%	320.650,30	100,00%	31.187	31,48%	(2.509,54)	-0,78%
Rupiah	85.141	85,94%	278.171,84	86,08%	116.173	89,18%	274.138,50	85,49%	31.032	36,45%	(4.033,33)	-1,45%
Valas	13.934	14,06%	44.988,00	13,92%	14.089	10,82%	46.511,80	14,51%	155	1,11%	1.523,80	3,39%
N > 5 M	62.206	100,00%	1.346.557,57	100,00%	96.021	100,00%	1.357.034,89	100,00%	33.815	54,36%	10.477,32	0,78%
Rupiah	51.114	82,17%	1.025.895,41	76,19%	84.980	88,50%	1.030.898,86	75,97%	33.866	66,26%	5.003,45	0,49%
Valas	11.092	17,83%	320.662,16	23,81%	11.041	11,50%	326.136,03	24,03%	(51)	-0,46%	5.473,87	1,71%
Total	120.823.200	100,00%	3.200.556,80	100,00%	121.906.856	100,00%	3.204.996,45	100,00%	1.083.656	0,90%	4.439,65	0,14%
Rupiah	119.789.466	99,14%	2.720.582	85,00%	120.868.288	99,15%	2.715.744	84,73%	1.078.822	0,90%	(4.838,67)	-0,18%
Valas	1.033.734	0,86%	479.974	15,00%	1.038.568	0,85%	489.253	15,27%	4.834	0,47%	9.278,33	1,93%

Tabel 6
Simpanan dari bank lain Berdasarkan Segmen Nominal

Nominal Simpanan	Jan-13				Feb-13				Δ			
	Rekening	%	Nominal (Rp Miliar)	%	Rekening	%	Nominal (Rp Miliar)	%	Δ Rekening	%	Δ Nominal	%
N ≤ 100 Jt	11.789	100,00%	453,19	100,00%	11.906	100,00%	380,01	100,00%	1.410.135	1,22%	16.858,54	3,37%
Rupiah	11.681	99,08%	450,40	96,79%	11.804	99,14%	377,67	99,38%	1.422.733	1,24%	17.510,89	3,62%
Valas	108	0,92%	2,79	3,21%	102	0,86%	2,34	0,62%	(12.598)	-1,63%	(652,35)	-4,07%
100 Jt < N ≤ 200 Jt	2.386	100,00%	398,33	100,00%	2.354	100,00%	383,49	100,00%	57.175	4,42%	8.138,17	4,49%
Rupiah	2.366	99,16%	395,32	93,02%	2.334	99,15%	380,36	99,18%	56.557	4,71%	8.166,59	4,84%
Valas	20	0,84%	3,01	6,98%	20	0,85%	3,13	0,82%	618	0,68%	(28,43)	-0,22%
200 Jt < N ≤ 500 Jt	3.377	100,00%	1.136,67	100,00%	3.322	100,00%	1.147,38	100,00%	44.736	4,93%	14.256,68	5,05%
Rupiah	3.350	99,20%	1.127,04	90,54%	3.295	99,19%	1.137,97	99,18%	45.389	5,56%	14.243,80	5,58%
Valas	27	0,80%	9,63	9,46%	27	0,81%	9,41	0,82%	(653)	-0,73%	12,88	0,05%
500 Jt < N ≤ 1 M	2.455	100,00%	2.031,65	100,00%	2.333	100,00%	1.962,35	100,00%	20.587	5,56%	15.151,78	5,65%
Rupiah	2.429	98,94%	2.012,19	89,26%	2.312	99,10%	1.946,28	99,18%	20.705	6,30%	15.126,82	6,32%
Valas	26	1,06%	19,46	10,74%	21	0,90%	16,07	0,82%	(118)	-0,29%	24,96	0,09%
1 M < N ≤ 2 M	1.614	100,00%	2.193,13	100,00%	1.521	100,00%	2.054,79	100,00%	11.354	5,59%	16.252,08	6,35%
Rupiah	1.597	98,95%	2.170,24	88,90%	1.501	98,69%	2.027,23	98,66%	10.400	5,73%	16.337,81	7,18%
Valas	17	1,05%	22,89	11,10%	20	1,31%	27,56	1,34%	954	4,40%	(85,73)	-0,30%
2 M < N ≤ 5 M	952	100,00%	3.521,63	100,00%	934	100,00%	3.041,27	100,00%	6.550	6,26%	21.026,39	6,69%
Rupiah	915	96,11%	3.391,18	86,04%	893	95,61%	2.903,20	95,46%	6.445	7,33%	20.923,63	7,74%
Valas	37	3,89%	130,45	13,96%	41	4,39%	138,07	4,54%	105	0,63%	102,76	0,23%
N > 5 M	1.004	100,00%	42.708,81	100,00%	1.040	100,00%	51.280,77	100,00%	3.072	4,33%	2.603,66	0,19%
Rupiah	903	89,94%	38.613,47	76,79%	950	91,35%	47.114,59	91,88%	3.047	5,06%	11.317,40	1,07%
Valas	101	10,06%	4.095,34	23,21%	90	8,65%	4.166,18	8,12%	25	0,23%	(8.713,73)	-2,72%
Total	23.577	100,00%	52.443,41	100,00%	23.410	100,00%	60.250,07	100,00%	1.553.609	1,31%	94.287,30	2,96%
Rupiah	23.241	98,57%	48.160	85,02%	23.089	98,63%	55.887	92,76%	1.565.276	1,33%	103.626,94	3,83%
Valas	336	1,43%	4.284	14,98%	321	1,37%	4.363	7,24%	(11.667)	-1,12%	(9.339,64)	-1,96%

IV. DISTRIBUSI SIMPANAN BERDASARKAN NOMINAL SIMPANAN YANG DIJAMIN (Rp2 MILIAR)

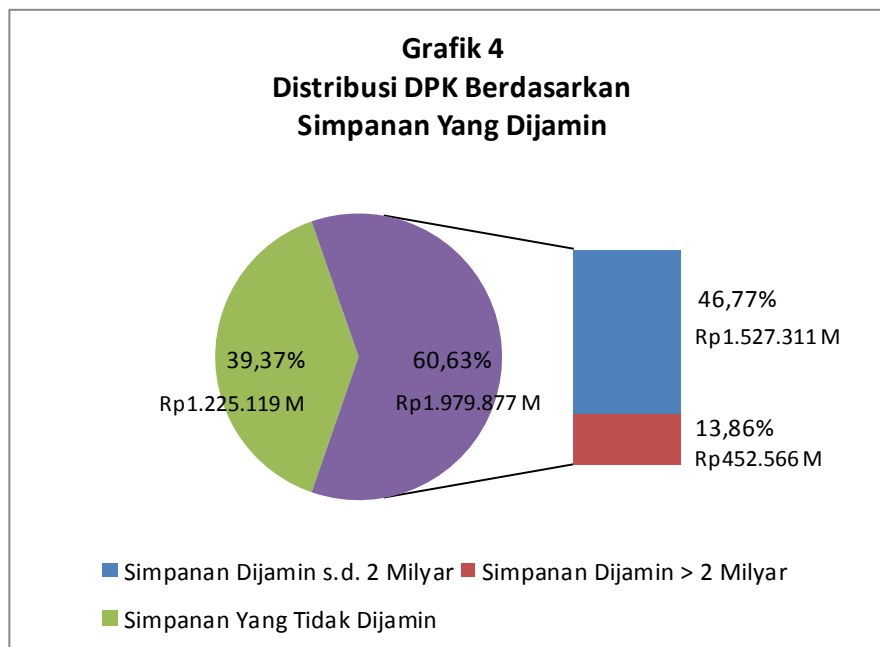
Tabel 7 DPK Berdasarkan Nominal Yang Dijamin												
Nominal Simpanan	Jan-13				Feb-13				Δ			
	Rekening	%	Nominal (Rp Miliar)	%	Rekening	%	Nominal (Rp Miliar)	%	Δ Rekening	%	Δ Nominal	%
N ≤ 2 M	120.661.919	100,00%	1.530.839	100,00%	121.680.573	100,00%	1.527.311	100,00%	1.018.654	0,84%	(3.528,13)	-0,23%
Rupiah	119.653.211	99,16%	1.416.515	92,53%	120.667.135	99,17%	1.410.706	92,37%	1.013.924	0,85%	(5.808,79)	-0,41%
Valas	1.008.708	0,84%	114.324	7,47%	1.013.438	0,83%	116.605	7,63%	4.730	0,47%	2.280,66	1,99%
N > 2 M	161.281	100,00%	1.669.717	100,00%	226.283	100,00%	1.677.685	100,00%	65.002	40,30%	7.967,78	0,48%
Rupiah	136.255	84,48%	1.304.067	78,10%	201.153	88,89%	1.305.037	77,79%	64.898	47,63%	970,11	0,07%
Valas	25.026	15,52%	365.650	21,90%	25.130	11,11%	372.648	22,21%	104	0,42%	6.997,67	1,91%
Total	120.823.200	100,00%	3.200.557	100,00%	121.906.856	100,00%	3.204.996	100,00%	1.083.656	0,90%	4.439,65	0,14%
Rupiah	119.789.466	99,14%	2.720.582	85,00%	120.868.288	99,15%	2.715.744	84,73%	1.078.822	0,90%	(4.838,67)	-0,18%
Valas	1.033.734	0,86%	479.974	15,00%	1.038.568	0,85%	489.253	15,27%	4.834	0,47%	9.278,33	1,93%

Tabel 8 Simpanan Dari Bank Lain Berdasarkan Nominal Yang Dijamin												
Nominal Simpanan	Jan-13				Feb-13				Δ			
	Rekening	%	Nominal (Rp Miliar)	%	Rekening	%	Nominal (Rp Miliar)	%	Δ Rekening	%	Δ Nominal	%
N ≤ 2 M	21.621	100,00%	6.213	100,00%	21.436	100,00%	5.928	100,00%	(185)	-0,86%	(284,95)	-4,59%
Rupiah	21.423	99,08%	6.155	99,07%	21.246	99,11%	5.870	99,01%	(177)	-0,83%	(285,68)	-4,64%
Valas	198	0,92%	58	0,93%	190	0,89%	59	0,99%	(8)	-4,04%	0,73	1,26%
N > 2 M	1.956	100,00%	46.230	100,00%	1.974	100,00%	54.322	100,00%	18	0,92%	8.091,61	17,50%
Rupiah	1.818	92,94%	42.005	90,86%	1.843	93,36%	50.018	92,08%	25	1,38%	8.013,15	19,08%
Valas	138	7,06%	4.226	9,14%	131	6,64%	4.304	7,92%	(7)	-5,07%	78,46	1,86%
Total	23.577	100,00%	52.443	100,00%	23.410	100,00%	60.250	100,00%	(167)	-0,71%	7.806,66	14,89%
Rupiah	23.241	98,57%	48.160	91,83%	23.089	98,63%	55.887	92,76%	(152)	-0,65%	7.727,47	16,05%
Valas	336	1,43%	4.284	8,17%	321	1,37%	4.363	7,24%	(15)	-4,46%	79,19	1,85%

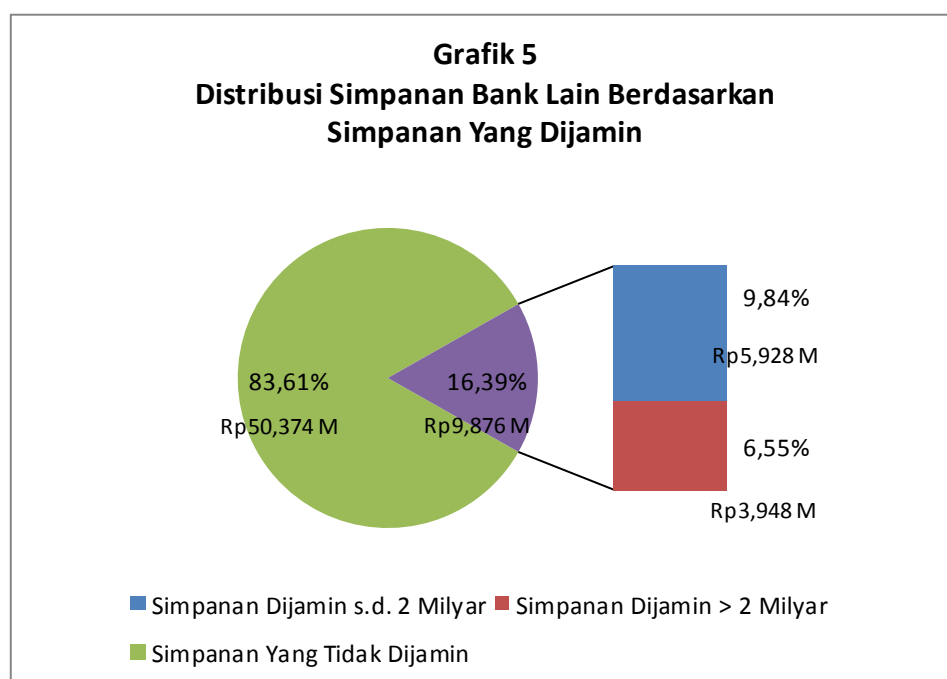
Tabel 9 Total Simpanan Berdasarkan Nominal Yang Dijamin												
Nominal Simpanan	Jan-13				Feb-13				Δ			
	Rekening	%	Nominal (Rp Miliar)	%	Rekening	%	Nominal (Rp Miliar)	%	Δ Rekening	%	Δ Nominal	%
N ≤ 2 M	120.683.540	100,00%	1.537.052	100,00%	121.702.009	100,00%	1.533.239	100,00%	1.018.469	0,84%	(3.813,08)	-0,25%
Rupiah	119.674.634	99,16%	1.422.670	92,56%	120.688.381	99,17%	1.416.576	92,39%	1.013.747	0,85%	(6.094,46)	-0,43%
Valas	1.008.906	0,84%	114.382	7,44%	1.013.628	0,83%	116.663	7,61%	4.722	0,47%	2.281,38	1,99%
N > 2 M	163.237	100,00%	1.715.948	100,00%	228.257	100,00%	1.732.007	100,00%	65.020	39,83%	16.059,39	0,94%
Rupiah	138.073	84,58%	1.346.072	78,44%	202.996	88,93%	1.355.055	78,24%	64.923	47,02%	8.983,26	0,67%
Valas	25.164	15,42%	369.876	21,56%	25.261	11,07%	376.952	21,76%	97	0,39%	7.076,13	1,91%
Total	120.846.777	100,00%	3.253.000	100,00%	121.930.266	100,00%	3.265.247	100,00%	1.083.489	0,90%	12.246,31	0,38%
Rupiah	119.812.707	99,14%	2.768.742	85,11%	120.891.377	99,15%	2.771.631	84,88%	1.078.670	0,90%	2.888,80	0,10%
Valas	1.034.070	0,86%	484.258	14,89%	1.038.889	0,85%	493.615	15,12%	4.819	0,47%	9.357,52	1,93%

V. DISTRIBUSI SIMPANAN YANG DIJAMIN

Tabel 10												
DPK berdasarkan Simpanan yang Dijamin												
Nominal Simpanan	Jan-13				Feb-13				Δ			
	Rekening	%	Nominal (Rp Miliar)	%	Rekening	%	Nominal (Rp Miliar)	%	Δ Rekening	%	Δ Nominal	%
N ≤ 2 M	120.661.919	100,00%	1.530.839	100,00%	121.680.573	100,00%	1.527.311	100,00%	1.018.654	0,84%	(3.528,13)	-0,23%
Rupiah	119.653.211	99,16%	1.416.515	92,53%	120.667.135	99,17%	1.410.706	92,37%	1.013.924	0,85%	(5.808,79)	-0,41%
Valas	1.008.708	0,84%	114.324	7,47%	1.013.438	0,83%	116.605	7,63%	4.730	0,47%	2.280,66	1,99%
N > 2 M	161.281	100,00%	322.562	100,00%	226.283	100,00%	452.566	100,00%	65.002	40,30%	130.004,00	40,30%
Rupiah	136.255	84,48%	272.510	84,48%	201.153	88,89%	402.306	88,89%	64.898	47,63%	129.796,00	47,63%
Valas	25.026	15,52%	50.052	15,52%	25.130	11,11%	50.260	11,11%	104	0,42%	208,00	0,42%
Total	120.823.200	100,00%	1.853.401	100,00%	121.906.856	100,00%	1.979.877	100,00%	1.083.656	0,90%	126.475,87	6,82%
Rupiah	119.789.466	99,14%	1.689.025	91,13%	120.868.288	99,15%	1.813.012	91,57%	1.078.822	0,90%	123.987,21	7,34%
Valas	1.033.734	0,86%	164.376	8,87%	1.038.568	0,85%	166.865	8,43%	4.834	0,47%	2.488,66	1,51%



Tabel 11												
Simpanan Dari Bank Lain Berdasarkan Simpanan Yang Dijamin												
Nominal Simpanan	Jan-13				Feb-13				Δ			
	Rekening	%	Nominal (Rp Miliar)	%	Rekening	%	Nominal (Rp Miliar)	%	Δ Rekening	%	Δ Nominal	%
N ≤ 2 M	21.621	100,00%	6.213	100,00%	21.436	100,00%	5.928	100,00%	(185)	-0,86%	(284,95)	-4,59%
Rupiah	21.423	99,08%	6.155	99,07%	21.246	99,11%	5.870	99,01%	(177)	-0,83%	(285,68)	-4,64%
Valas	198	0,92%	58	0,93%	190	0,89%	59	0,99%	(8)	-4,04%	0,73	1,26%
N > 2 M	1.956	100,00%	3.912	100,00%	1.974	100,00%	3.948	100,00%	18	0,92%	36,00	0,92%
Rupiah	1.818	92,94%	3.636	92,94%	1.843	93,36%	3.686	93,36%	25	1,38%	50,00	1,38%
Valas	138	7,06%	276	7,06%	131	6,64%	262	6,64%	(7)	-5,07%	(14,00)	-5,07%
Total	23.577	100,00%	10.125	100,00%	23.410	100,00%	9.876	100,00%	(167)	-0,71%	(248,95)	-2,46%
Rupiah	23.241	98,57%	9.791	96,70%	23.089	98,63%	9.556	96,75%	(152)	-0,65%	(235,68)	-2,41%
Valas	336	1,43%	334	3,30%	321	1,37%	321	3,25%	(15)	-4,46%	(13,27)	-3,98%



Tabel 12 Total Simpanan Berdasarkan Simpanan Yang Dijamin												
Nominal Simpanan	Jan-13				Feb-13				Δ			
	Rekening	%	Nominal (Rp Miliar)	%	Rekening	%	Nominal (Rp Miliar)	%	Δ Rekening	%	Δ Nominal	%
N ≤ 2 M	120.683.540	100,00%	1.537.052	100,00%	121.702.009	100,00%	1.533.239	100,00%	1.018.469	0,84%	(3.813,08)	-0,25%
Rupiah	119.674.634	99,16%	1.422.670	92,56%	120.688.381	99,17%	1.416.576	92,39%	1.013.747	0,85%	(6.094,46)	-0,43%
Valas	1.008.906	0,84%	114.382	7,44%	1.013.628	0,83%	116.663	7,61%	4.722	0,47%	2.281,38	1,99%
N > 2 M	163.237	100,00%	326.474	100,00%	228.257	100,00%	456.514	100,00%	65.020	39,83%	130.040,00	39,83%
Rupiah	138.073	84,58%	276.146	84,58%	202.996	88,93%	405.992	88,93%	64.923	47,02%	129.846,00	47,02%
Valas	25.164	15,42%	50.328	15,42%	25.261	11,07%	50.522	11,07%	97	0,39%	194,00	0,39%
Total	120.846.777	100,00%	1.863.526	100,00%	121.930.266	100,00%	1.989.753	100,00%	1.083.489	0,90%	126.226,92	6,77%
Rupiah	119.812.707	99,14%	1.698.816	91,16%	120.891.377	99,15%	1.822.568	91,60%	1.078.670	0,90%	123.751,54	7,28%
Valas	1.034.070	0,86%	164.710	8,84%	1.038.889	0,85%	167.185	8,40%	4.819	0,47%	2.475,38	1,50%

