



LEMBAGA  
PENJAMIN  
SIMPANAN

Indonesia  
Deposit  
Insurance  
Corporation

# Distribusi Simpanan Bank Umum

**Juni 2013**

## DAFTAR ISI

### Keterangan

Total Simpanan dan Jumlah Rekening	Tabel 1	3
Pertumbuhan Total Simpanan dan Jumlah Rekening	Grafik 1	3
Tabel Pertumbuhan Simpanan dan Jumlah Rekening Year on Year	Tabel 1.1	3
Total Simpanan Berdasarkan Kepemilikan	Tabel 2	4
DPK Berdasarkan Jenis Simpanan	Tabel 3	4
Distribusi Nominal DPK Berdasarkan Jenis Simpanan	Grafik 2a	4
Distribusi Jumlah Rekening DPK Berdasarkan Jenis Simpanan	Grafik 2b	4
Simpanan Dari Bank Lain Berdasarkan Jenis Simpanan	Tabel 4	5
Distribusi Nominal Simpanan dari Bank Lain berdasarkan Jenis Simpanan	Grafik 3a	5
Distribusi Jumlah Rekening Simpanan dari Bank Lain berdasarkan Jenis Simpanan	Grafik 3b	5
DPK Berdasarkan segmen Nominal	Tabel 5	6
Simpanan dari Bank Lain berdasarkan segmen Nominal	Tabel 6	7
DPK berdasarkan Nominal Yang Dijamin	Tabel 7	8
Simpanan dari Bank Lain berdasarkan Nominal Yang Dijamin	Tabel 8	8
Total Simpanan berdasarkan Nominal yang Dijamin	Tabel 9	8
DPK berdasarkan Simpanan yang Dijamin	Tabel 10	9
Distribusi DPK berdasarkan Simpanan yang Dijamin	Grafik 4	9
Simpanan dari Bank Lain berdasarkan Simpanan yang Dijamin	Tabel 11	10
Distribusi Simpanan dari Bank Lain berdasarkan Simpanan yang Dijamin	Grafik 5	10
Total Simpanan berdasarkan Simpanan yang Dijamin	Tabel 12	11
Distribusi Total Simpanan berdasarkan Simpanan yang Dijamin	Grafik 6	11

## **KETERANGAN**

### **Sumber Data**

Data yang digunakan bersumber dari Laporan Posisi Simpanan yang disampaikan oleh bank kepada Lembaga Penjamin Simpanan.

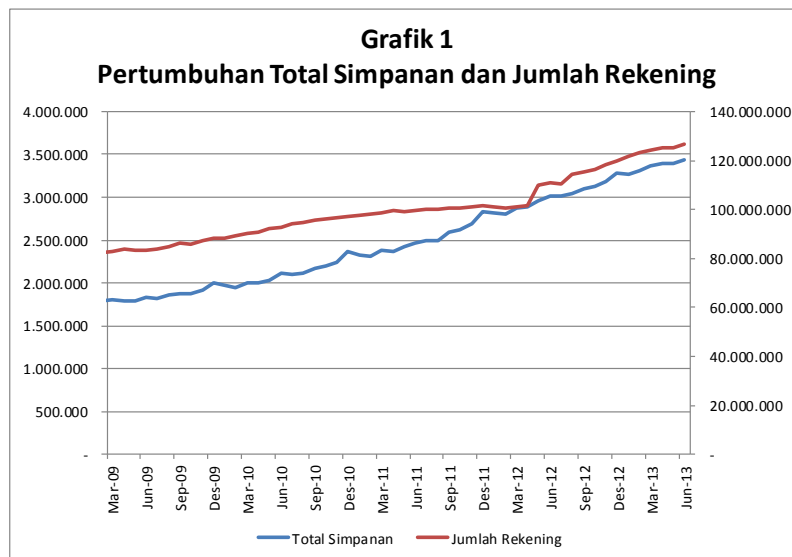
### **Definisi**

*Simpanan* meliputi Dana Pihak Ketiga dan simpanan dari bank lain.

*Simpanan Yang Dijamin* meliputi: a. seluruh simpanan yang nominalnya  $\leq$  Rp2 Miliar; b. proporsi simpanan yang dijamin (Rp2 Miliar) dari seluruh simpanan dengan nominal di atas Rp2 Miliar.

# I. PERTUMBUHAN TOTAL SIMPANAN DAN JUMLAH REKENING PADA BANK UMUM

Tabel 1 Total Simpanan dan Jumlah Rekening										
Bulan	2009		2010		2011		2012		2013	
	Rekening	Nominal (Rp Miliar)	Rekening	Nominal (Rp Miliar)	Rekening	Nominal (Rp Miliar)	Rekening	Nominal (Rp Miliar)	Rekening	Nominal (Rp Miliar)
Januari	82.796.506	1.760.227,18	88.480.348	1.966.836,06	97.500.965	2.330.579,53	100.995.991	2.812.388,54	120.846.777	3.253.000,21
Februari	82.558.402	1.783.743,21	89.097.749	1.948.440,83	98.091.890	2.316.084,58	100.339.507	2.809.349,44	121.930.266	3.265.246,53
Maret	82.864.439	1.798.126,33	90.108.129	2.000.608,70	98.809.698	2.381.977,94	101.097.601	2.879.533,85	123.124.821	3.307.495,08
April	83.816.417	1.791.613,78	90.838.036	1.999.163,25	99.360.056	2.368.030,02	101.531.209	2.894.012,62	124.229.263	3.360.137,91
Mei	83.191.216	1.796.570,84	91.956.415	2.029.219,63	99.237.439	2.424.450,11	110.120.237	2.958.972,39	125.418.155	3.399.579,70
Juni	83.428.901	1.834.702,38	92.907.696	2.113.484,33	99.553.678	2.467.293,90	111.011.366	3.010.180,98	126.795.614	3.434.159,29
Juli	84.011.868	1.820.084,23	93.937.955	2.104.264,85	99.992.834	2.494.705,98	112.124.718	3.011.850,23		
Agustus	84.913.166	1.860.209,93	94.540.213	2.113.793,52	100.162.979	2.492.507,44	113.534.001	3.037.802,64		
September	86.454.361	1.870.941,16	95.595.059	2.170.410,30	100.324.722	2.586.979,78	115.525.552	3.104.250,57		
Oktober	86.011.880	1.877.601,44	96.115.812	2.201.834,15	100.681.831	2.625.158,05	116.426.607	3.119.552,30		
Nopember	87.092.871	1.913.654,40	96.615.824	2.241.793,63	101.115.423	2.684.747,23	118.364.092	3.182.866,86		
Desember	88.086.017	1.995.789,56	97.204.863	2.370.982,77	101.503.564	2.830.322,74	119.917.930	3.277.154,34		



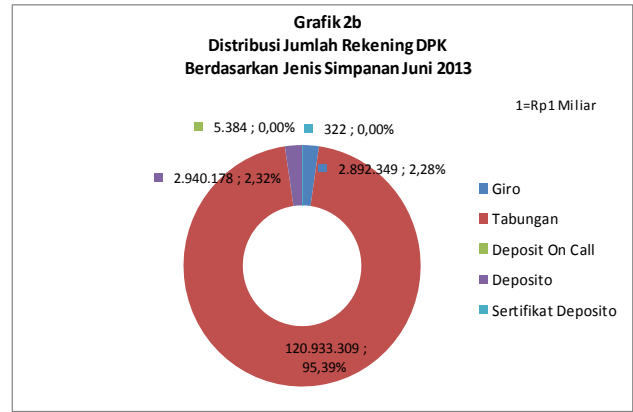
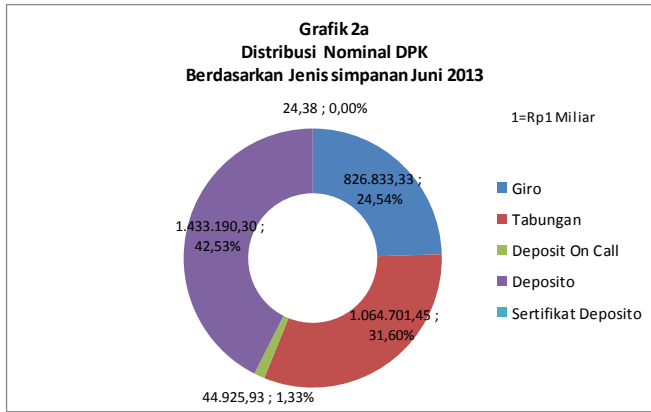
Tabel 1.1 Pertumbuhan Simpanan dan Rekening Year on Year (YoY)						
Tahun	Rekening	Nominal (Rp Miliar)	Δ Rekening		Δ Nominal (Rp Miliar)	
2009	88.086.017	1.995.790	5.360.087	6,48%	227.174	12,84%
2010	97.204.863	2.370.983	9.118.846	10,35%	375.193	18,80%
2011	101.503.564	2.830.323	4.298.701	4,42%	459.340	19,37%
2012	119.917.930	3.277.154	18.414.366	18,14%	446.832	15,79%
2013*)	126.795.614	3.434.159	6.877.684	5,74%	157.005	4,79%

Keterangan: \*) data sampai Bulan Juni Tahun 2013

## II. DISTRIBUSI SIMPANAN BERDASARKAN JENIS SIMPANAN

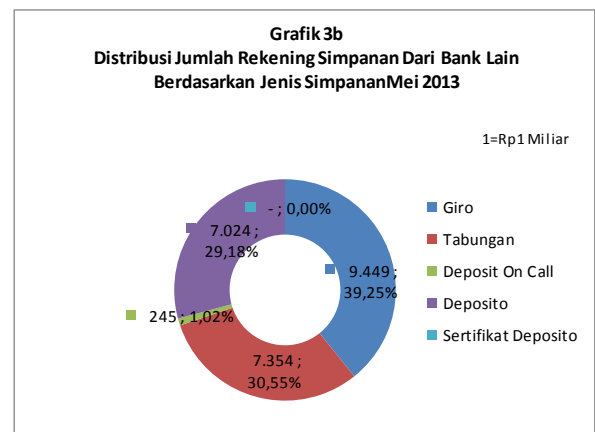
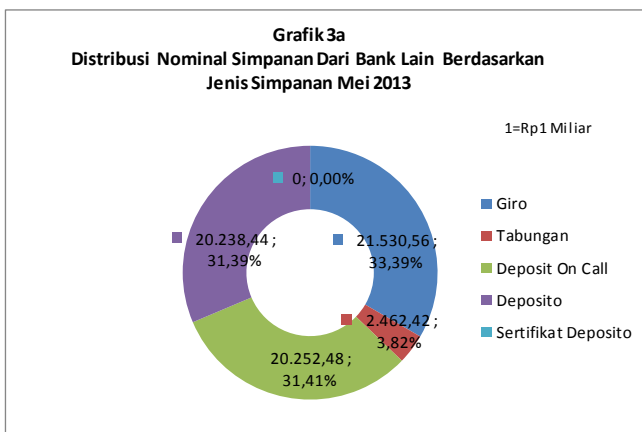
Tabel 2 Total Simpanan Berdasarkan Kepemilikan						
Jenis Simpanan	Mei-13		Jun-13		Δ	
	Rekening	Nominal (Rp Miliar)	Rekening	Nominal (Rp Miliar)	Δ Rekening	Δ Nominal (Rp Miliar)
<b>DPK</b>						
Giro	2.840.063	794.071,82	2.892.349	826.833,33	52.286	32.761,52
Tabungan	119.567.627	1.059.427,04	120.933.309	1.064.701,45	1.365.682	5.274,42
Deposit On Call	2.746	42.724,82	5.384	44.925,93		
Deposito	2.953.381	1.438.717,56	2.940.178	1.433.190,30	(13.203)	(5.527,26)
Sertifikat Deposito	343	26,38	322	24,38		
<b>Sub Total</b>	<b>125.364.160</b>	<b>3.334.967,62</b>	<b>126.771.542</b>	<b>3.369.675,39</b>	<b>1.407.382</b>	<b>34.707,77</b>
<b>Simpanan Bank Lain</b>						
Giro	9.361	21.119,50	9.449	21.530,56	88	411,06
Tabungan	36.326	2.672,99	7.354	2.462,42	(28.972)	(210,56)
Deposit On Call	183	20.458,82	245	20.252,48	62	(206,35)
Deposito	8.125	20.360,77	7.024	20.238,44	(1.101)	(122,33)
Sertifikat Deposito	-	-	-	-	-	-
<b>Sub Total</b>	<b>53.995</b>	<b>64.612,08</b>	<b>24.072</b>	<b>64.483,90</b>	<b>(29.923)</b>	<b>(128,18)</b>
<b>Total</b>	<b>125.418.155</b>	<b>3.399.579,70</b>	<b>126.795.614</b>	<b>3.434.159,29</b>	<b>1.377.459</b>	<b>34.579,59</b>

Tabel 3 DPK Berdasarkan Jenis Simpanan												
Jenis Simpanan	Mei-13				Jun-13				Δ			
	Rekening	%	Nominal (Rp Miliar)	%	Rekening	%	Nominal (Rp Miliar)	%	Δ Rekening	%	Δ Nominal (Rp Miliar)	%
<b>Giro</b>	<b>2.840.063</b>	<b>2,27%</b>	<b>794.071,82</b>	<b>23,81%</b>	<b>2.892.349</b>	<b>2,28%</b>	<b>826.833,33</b>	<b>24,54%</b>	<b>52.286</b>	<b>1,84%</b>	<b>32.761,52</b>	<b>4,13%</b>
Rupiah	2.543.140	89,55%	562.228,72	70,80%	2.594.478	89,70%	598.732,00	72,41%	51.338	2,02%	36.503,28	6,49%
Valas	296.923	10,45%	231.843,10	29,20%	297.871	10,30%	228.101,33	27,59%	948	0,32%	(3.741,77)	-1,61%
<b>Tabungan</b>	<b>119.567.627</b>	<b>95,38%</b>	<b>1.059.427,04</b>	<b>31,77%</b>	<b>120.933.309</b>	<b>95,39%</b>	<b>1.064.701,45</b>	<b>31,60%</b>	<b>1.365.682</b>	<b>1,14%</b>	<b>5.274,42</b>	<b>0,50%</b>
Rupiah	118.982.075	99,51%	986.535,81	93,12%	120.344.424	99,51%	990.814,56	93,06%	1.362.349	1,15%	4.278,75	0,43%
Valas	585.552	0,49%	72.891,23	6,88%	588.885	0,49%	73.886,89	6,94%	3.333	0,57%	995,66	1,37%
<b>Deposit on Call</b>	<b>2.746</b>	<b>0,00%</b>	<b>42.725</b>	<b>1,28%</b>	<b>5.384</b>	<b>0,00%</b>	<b>44.926</b>	<b>1,33%</b>	<b>2.638</b>	<b>96,07%</b>	<b>2.201</b>	<b>0,00%</b>
Rupiah	2.399	87,36%	30.651	71,74%	4.201	78,03%	33.097	73,67%	1.802	75,11%	2.447	111,16%
Valas	347	12,64%	12.074	28,26%	1.183	21,97%	11.829	26,33%	836	240,92%	(246)	-11,16%
<b>Deposito</b>	<b>2.953.381</b>	<b>2,36%</b>	<b>1.438.717,56</b>	<b>43,14%</b>	<b>2.940.178</b>	<b>2,32%</b>	<b>1.433.190,30</b>	<b>42,53%</b>	<b>(13.203)</b>	<b>-0,45%</b>	<b>(5.527,26)</b>	<b>-0,38%</b>
Rupiah	2.785.884	94,33%	1.228.799,94	85,41%	2.773.590	94,33%	1.221.627,50	85,24%	(12.294)	-0,44%	(7.172,44)	-0,58%
Valas	167.497	5,67%	209.917,62	14,59%	166.588	5,67%	211.562,80	14,76%	(909)	-0,54%	1.645,18	0,78%
<b>Sertifikat Deposito</b>	<b>343</b>	<b>0,00%</b>	<b>26</b>	<b>0,00%</b>	<b>322</b>	<b>0,00%</b>	<b>24</b>	<b>0,00%</b>	<b>(21)</b>	<b>-6,12%</b>	<b>(2)</b>	<b>0,00%</b>
Rupiah	343	100,00%	26	100,00%	322	100,00%	24	100,00%	(21)	-6,12%	(2)	100,00%
Valas	-	0,00%	-	0,00%	-	0,00%	-	0,00%	-	0,00%	-	0,00%
<b>Total</b>	<b>125.364.160</b>	<b>100,00%</b>	<b>3.334.968</b>	<b>98,72%</b>	<b>126.771.542</b>	<b>100,00%</b>	<b>3.369.675</b>	<b>98,67%</b>	<b>1.407.382</b>	<b>1,12%</b>	<b>34.707,77</b>	<b>1,04%</b>
Rupiah	124.313.841	99,16%	2.777.564	83,29%	125.717.015	99,17%	2.844.296	84,41%	1.403.174	1,13%	66.731,12	2,40%
Valas	1.050.319	0,84%	514.652	15,43%	1.054.527	0,83%	525.380	15,59%	4.208	0,40%	10.727,85	2,08%



**Tabel 4**  
Simpanan Dari Bank Lain Berdasarkan Jenis Simpanan

Jenis Simpanan	Mei-13		Jun-13		Δ		Δ					
	Rekening	%	Nominal (Rp Miliar)	%	Rekening	%	Nominal (Rp Miliar)	%	Δ Rekening	%	Δ Nominal (Rp Miliar)	%
<b>Giro</b>	<b>9.361</b>	<b>38,89%</b>	<b>21.119,50</b>	<b>32,75%</b>	<b>9.449</b>	<b>39,25%</b>	<b>21.530,56</b>	<b>33,39%</b>	<b>88</b>	<b>0,94%</b>	<b>411,06</b>	<b>1,95%</b>
Rupiah	9.033	96,50%	14.928,21	70,68%	9.114	96,45%	17.170,62	79,75%	81	0,90%	2.242,41	15,02%
Valas	328	3,50%	6.191,29	29,32%	335	3,55%	4.359,95	20,25%	7	2,13%	(1.831,35)	-29,58%
<b>Tabungan</b>	<b>36.326</b>	<b>150,91%</b>	<b>2.672,99</b>	<b>4,15%</b>	<b>7.354</b>	<b>30,55%</b>	<b>2.462,42</b>	<b>3,82%</b>	<b>(28.972)</b>	<b>-79,76%</b>	<b>(210,56)</b>	<b>-7,88%</b>
Rupiah	36.320	99,98%	2.604,59	97,44%	7.325	99,61%	2.393,07	97,18%	(28.995)	-79,83%	(211,52)	-8,12%
Valas	6	0,02%	68,40	2,56%	29	0,39%	69,36	2,82%	23	383,33%	0,96	1,40%
<b>Deposit on Call</b>	<b>183</b>		<b>20.459</b>	<b>31,73%</b>	<b>245</b>	<b>1,02%</b>	<b>20.252</b>	<b>31,41%</b>	<b>62</b>	<b>33,88%</b>	<b>(206,35)</b>	<b>-1,01%</b>
Rupiah	183		20.459	100,00%	245	100,00%	20.252	100,00%	62	33,88%	(206,35)	-1,01%
Valas	-		-	0,00%	-	0,00%	-	0,00%	-	0,00%	-	0,00%
<b>Deposito</b>	<b>8.125</b>	<b>33,75%</b>	<b>20.360,77</b>	<b>31,57%</b>	<b>7.024</b>	<b>29,18%</b>	<b>20.238,44</b>	<b>31,39%</b>	<b>(1.101)</b>	<b>-13,55%</b>	<b>(122,33)</b>	<b>-0,60%</b>
Rupiah	8.107	99,78%	19.566,39	96,10%	7.008	99,77%	19.478,63	96,25%	(1.099)	-13,56%	(87,75)	-0,45%
Valas	18	0,22%	794,38	3,90%	16	0,23%	759,80	3,75%	(2)	-11,11%	(34,58)	-4,35%
<b>Sertifikat Deposito</b>	<b>-</b>	<b>0,00%</b>	<b>-</b>	<b>0,00%</b>	<b>-</b>	<b>0,00%</b>	<b>-</b>	<b>0,00%</b>	<b>-</b>	<b>0,00%</b>	<b>-</b>	<b>0,00%</b>
Rupiah	-	0,00%	-	0,00%	-	0,00%	-	0,00%	-	0,00%	-	0,00%
Valas	-	0,00%	-	0,00%	-	0,00%	-	0,00%	-	0,00%	-	0,00%
<b>Total</b>	<b>53.995</b>	<b>223,55%</b>	<b>64.612</b>	<b>68,47%</b>	<b>24.072</b>	<b>98,98%</b>	<b>64.484</b>	<b>68,59%</b>	<b>(29.923)</b>	<b>-55,42%</b>	<b>(128,18)</b>	<b>-0,20%</b>
Rupiah	53.643	99,35%	57.558	89,08%	23.692	98,42%	59.295	91,95%	(29.951)	-55,83%	1.736,79	3,02%
Valas	352	0,65%	7.054	10,92%	380	1,58%	5.189	8,05%	28	7,95%	(1.864,97)	-26,44%



### III. DISTRIBUSI SIMPANAN BERDASARKAN SEGMENT NOMINAL SIMPANAN

Tabel 5 DPK Berdasarkan Segmen Nominal												
Nominal Simpanan	Mei-13				Jun-13				Δ			
	Rekening	%	Nominal (Rp Miliar)	%	Rekening	%	Nominal (Rp Miliar)	%	Δ Rekening	%	Δ Nominal (Rp Miliar)	%
<b>N ≤ 100 Jt</b>	<b>122.377.429</b>	<b>97,62%</b>	<b>517.047,97</b>	<b>15,50%</b>	<b>123.767.204</b>	<b>97,63%</b>	<b>517.306,61</b>	<b>15,35%</b>	<b>1.389.775</b>	<b>1,14%</b>	<b>258,64</b>	<b>0,05%</b>
Rupiah	121.594.797	99,36%	500.767,97	96,85%	122.982.727	99,37%	501.247,48	96,90%	1.387.930	1,14%	479,50	0,10%
Valas	782.632	0,64%	16.280,00	3,15%	784.477	0,63%	16.059,14	3,10%	1.845	0,24%	(220,86)	-1,36%
<b>100 Jt &lt; N ≤ 200 Jt</b>	<b>1.329.799</b>	<b>1,06%</b>	<b>186.347,19</b>	<b>5,59%</b>	<b>1.333.104</b>	<b>1,05%</b>	<b>187.703,37</b>	<b>5,57%</b>	<b>3.305</b>	<b>0,25%</b>	<b>1.356,19</b>	<b>0,73%</b>
Rupiah	1.238.208	93,11%	173.125,73	92,90%	1.239.663	92,99%	174.339,40	92,88%	1.455	0,12%	1.213,67	0,70%
Valas	91.591	6,89%	13.221,46	7,10%	93.441	7,01%	13.363,98	7,12%	1.850	2,02%	142,51	1,08%
<b>200 Jt &lt; N ≤ 500 Jt</b>	<b>920.041</b>	<b>0,73%</b>	<b>289.263,81</b>	<b>8,67%</b>	<b>924.778</b>	<b>0,73%</b>	<b>291.601,45</b>	<b>8,65%</b>	<b>4.737</b>	<b>0,51%</b>	<b>2.337,64</b>	<b>0,81%</b>
Rupiah	832.474	90,48%	261.124,76	90,27%	837.392	90,55%	263.658,68	90,42%	4.918	0,59%	2.533,92	0,97%
Valas	87.567	9,52%	28.139,05	9,73%	87.386	9,45%	27.942,77	9,58%	(181)	-0,21%	(196,28)	-0,70%
<b>500 Jt &lt; N ≤ 1 M</b>	<b>370.741</b>	<b>0,30%</b>	<b>274.726,33</b>	<b>8,24%</b>	<b>376.142</b>	<b>0,30%</b>	<b>277.285,01</b>	<b>8,23%</b>	<b>5.401</b>	<b>1,46%</b>	<b>2.558,68</b>	<b>0,93%</b>
Rupiah	329.546	88,89%	244.525,61	89,01%	334.636	88,97%	247.298,90	89,19%	5.090	1,54%	2.773,29	1,13%
Valas	41.195	11,11%	30.200,72	10,99%	41.506	11,03%	29.986,11	10,81%	311	0,75%	(214,61)	-0,71%
<b>1 M &lt; N ≤ 2 M</b>	<b>203.428</b>	<b>0,16%</b>	<b>261.080,46</b>	<b>7,83%</b>	<b>206.340</b>	<b>0,16%</b>	<b>265.302,41</b>	<b>7,87%</b>	<b>2.912</b>	<b>1,43%</b>	<b>4.221,95</b>	<b>1,62%</b>
Rupiah	181.368	89,16%	230.907,95	88,44%	183.947	89,15%	234.883,73	88,53%	2.579	1,42%	3.975,78	1,72%
Valas	22.060	10,84%	30.172,51	11,56%	22.393	10,85%	30.418,68	11,47%	333	1,51%	246,17	0,82%
<b>2 M &lt; N ≤ 5 M</b>	<b>98.899</b>	<b>0,08%</b>	<b>325.916,70</b>	<b>9,77%</b>	<b>99.679</b>	<b>0,08%</b>	<b>328.987,57</b>	<b>9,76%</b>	<b>780</b>	<b>0,79%</b>	<b>3.070,87</b>	<b>0,94%</b>
Rupiah	84.773	85,72%	279.535,63	85,77%	85.572	85,85%	282.803,28	85,96%	799	0,94%	3.267,65	1,17%
Valas	14.126	14,28%	46.381,08	14,23%	14.107	14,15%	46.184,29	14,04%	(19)	-0,13%	(196,79)	-0,42%
<b>N &gt; 5 M</b>	<b>63.823</b>	<b>0,05%</b>	<b>1.480.585,17</b>	<b>44,40%</b>	<b>64.295</b>	<b>0,05%</b>	<b>1.501.488,97</b>	<b>44,56%</b>	<b>472</b>	<b>0,74%</b>	<b>20.903,80</b>	<b>1,41%</b>
Rupiah	52.675	82,53%	1.118.253,72	75,53%	53.078	82,55%	1.140.064,14	75,93%	403	0,77%	21.810,42	1,95%
Valas	11.148	17,47%	362.331,45	24,47%	11.217	17,45%	361.424,83	24,07%	69	0,62%	(906,62)	-0,25%
<b>Total</b>	<b>125.364.160</b>	<b>100,00%</b>	<b>3.334.967,62</b>	<b>100,00%</b>	<b>126.771.542</b>	<b>100,00%</b>	<b>3.369.675,39</b>	<b>100,00%</b>	<b>1.407.382</b>	<b>1,12%</b>	<b>34.707,77</b>	<b>1,04%</b>
Rupiah	124.313.841	99,16%	2.808.241	84,21%	125.717.015	99,17%	2.844.296	84,41%	1.403.174	1,13%	36.054,24	1,28%
Valas	1.050.319	0,84%	526.726	15,79%	1.054.527	0,83%	525.380	15,59%	4.208	0,40%	(1.346,47)	-0,26%

Tabel 6												
Simpanan Dari Bank Lain Berdasarkan Segmen Nominal												
Nominal Simpanan	Mei-13				Jun-13				Δ			
	Rekening	%	Nominal (Rp Miliar)	%	Rekening	%	Nominal (Rp Miliar)	%	Δ Rekening	%	Δ Nominal (Rp Miliar)	%
<b>N ≤ 100 Jt</b>	<b>42.616</b>	<b>78,93%</b>	<b>429,30</b>	<b>0,67%</b>	<b>13.389</b>	<b>55,62%</b>	<b>348,53</b>	<b>0,54%</b>	<b>(29.227)</b>	<b>-68,58%</b>	<b>(80,77)</b>	<b>-18,81%</b>
Rupiah	42.500	99,73%	426,42	99,33%	13.269	99,10%	346,00	99,27%	(29.231)	-68,78%	(80,42)	-18,86%
Valas	116	0,27%	2,88	0,67%	120	0,90%	2,53	0,73%	4	3,45%	(0,35)	-12,15%
<b>100 Jt &lt; N ≤ 200 Jt</b>	<b>2.678</b>	<b>4,96%</b>	<b>420,65</b>	<b>0,65%</b>	<b>2.409</b>	<b>10,01%</b>	<b>366,80</b>	<b>0,57%</b>	<b>(269)</b>	<b>-10,04%</b>	<b>(53,84)</b>	<b>-12,80%</b>
Rupiah	2.657	99,22%	417,44	99,24%	2.384	98,96%	363,93	99,22%	(273)	-10,27%	(53,51)	-12,82%
Valas	21	0,78%	3,21	0,76%	25	1,04%	2,87	0,78%	4	19,05%	(0,33)	-10,37%
<b>200 Jt &lt; N ≤ 500 Jt</b>	<b>3.307</b>	<b>6,12%</b>	<b>1.111,33</b>	<b>1,72%</b>	<b>3.031</b>	<b>12,59%</b>	<b>1.018,22</b>	<b>1,58%</b>	<b>(276)</b>	<b>-8,35%</b>	<b>(93,11)</b>	<b>-8,38%</b>
Rupiah	3.283	99,27%	1.103,10	99,26%	2.995	98,81%	1.008,09	99,00%	(288)	-8,77%	(95,01)	-8,61%
Valas	24	0,73%	8,23	0,74%	36	1,19%	10,14	1,00%	12	50,00%	1,90	23,12%
<b>500 Jt &lt; N ≤ 1 M</b>	<b>2.060</b>	<b>3,82%</b>	<b>1.704,85</b>	<b>2,64%</b>	<b>1.910</b>	<b>7,93%</b>	<b>1.566,38</b>	<b>2,43%</b>	<b>(150)</b>	<b>-7,28%</b>	<b>(138,48)</b>	<b>-8,12%</b>
Rupiah	2.030	98,54%	1.683,22	98,73%	1.887	98,80%	1.550,32	98,98%	(143)	-7,04%	(132,90)	-7,90%
Valas	30	1,46%	21,63	1,27%	23	1,20%	16,06	1,02%	(7)	-23,33%	(5,58)	-25,77%
<b>1 M &lt; N ≤ 2 M</b>	<b>1.452</b>	<b>2,69%</b>	<b>1.950,05</b>	<b>3,02%</b>	<b>1.344</b>	<b>5,58%</b>	<b>1.804,85</b>	<b>2,80%</b>	<b>(108)</b>	<b>-7,44%</b>	<b>(145,20)</b>	<b>-7,45%</b>
Rupiah	1.428	98,35%	1.915,45	98,23%	1.317	97,99%	1.765,44	97,82%	(111)	-7,77%	(150,01)	-7,83%
Valas	24	1,65%	34,60	1,77%	27	2,01%	39,41	2,18%	3	12,50%	4,81	13,90%
<b>2 M &lt; N ≤ 5 M</b>	<b>845</b>	<b>1,56%</b>	<b>2.813,69</b>	<b>4,36%</b>	<b>857</b>	<b>3,56%</b>	<b>2.756,36</b>	<b>4,27%</b>	<b>12</b>	<b>1,42%</b>	<b>(57,33)</b>	<b>-2,04%</b>
Rupiah	811	95,98%	2.693,84	95,74%	824	96,15%	2.639,17	95,75%	13	1,60%	(54,67)	-2,03%
Valas	34	4,02%	119,85	4,26%	33	3,85%	117,19	4,25%	(1)	-2,94%	(2,66)	-2,22%
<b>N &gt; 5 M</b>	<b>1.037</b>	<b>1,92%</b>	<b>56.182,21</b>	<b>87,13%</b>	<b>1.132</b>	<b>4,70%</b>	<b>56.622,76</b>	<b>87,81%</b>	<b>95</b>	<b>9,16%</b>	<b>440,54</b>	<b>0,78%</b>
Rupiah	934	90,07%	49.318,55	87,78%	1.016	89,75%	51.621,85	91,17%	82	8,78%	2.303,30	4,67%
Valas	103	9,93%	6.863,67	12,22%	116	10,25%	5.000,91	8,83%	13	12,62%	(1.862,76)	-27,14%
<b>Total</b>	<b>53.995</b>	<b>100,00%</b>	<b>64.612,08</b>	<b>100,20%</b>	<b>24.072</b>	<b>100,00%</b>	<b>64.483,90</b>	<b>100,00%</b>	<b>(29.923)</b>	<b>-55,42%</b>	<b>(128,18)</b>	<b>-0,20%</b>
Rupiah	53.643	99,35%	57.558	89,08%	23.692	98,42%	59.295	91,95%	(29.951)	-55,83%	1.736,79	3,02%
Valas	352	0,65%	7.054	10,92%	380	1,58%	5.189	8,05%	28	7,95%	(1.864,97)	-26,44%



## IV. DISTRIBUSI SIMPANAN BERDASARKAN NOMINAL SIMPANAN YANG DIJAMIN (Rp2 MILIAR)

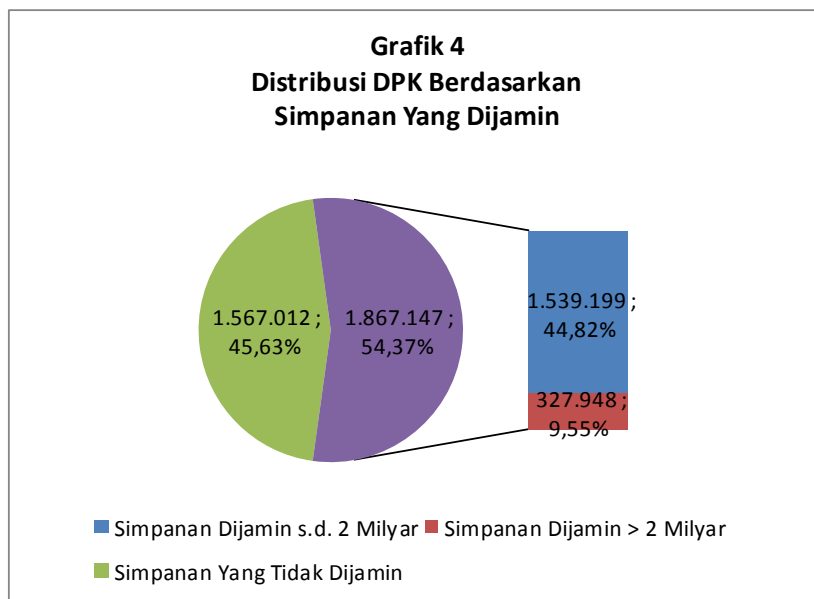
Tabel 7 DPK Berdasarkan Nominal Yang Dijamin												
Nominal Simpanan	Mei-13				Jun-13				Δ			
	Rekening	%	Nominal (Rp Miliar)	%	Rekening	%	Nominal (Rp Miliar)	%	Δ Rekening	%	Δ Nominal (Rp Miliar)	%
<b>N ≤ 2 M</b>	<b>125.201.438</b>	<b>99,87%</b>	<b>1.528.466</b>	<b>45,83%</b>	<b>126.607.568</b>	<b>99,87%</b>	<b>1.539.199</b>	<b>45,68%</b>	<b>1.406.130</b>	<b>1,12%</b>	<b>10.733,10</b>	<b>0,70%</b>
Rupiah	124.176.393	99,18%	1.410.452	92,28%	125.578.365	99,19%	1.421.428	92,35%	1.401.972	1,13%	10.976,16	0,78%
Valas	1.025.045	0,82%	118.014	7,72%	1.029.203	0,81%	117.771	7,65%	4.158	0,41%	(243,07)	-0,21%
<b>N &gt; 2 M</b>	<b>162.722</b>	<b>0,13%</b>	<b>1.806.502</b>	<b>54,17%</b>	<b>163.974</b>	<b>0,13%</b>	<b>1.830.477</b>	<b>54,32%</b>	<b>1.252</b>	<b>0,77%</b>	<b>23.974,67</b>	<b>1,33%</b>
Rupiah	137.448	84,47%	1.397.789	77,38%	138.650	84,56%	1.422.867	77,73%	1.202	0,87%	25.078,07	1,79%
Valas	25.274	15,53%	408.713	22,62%	25.324	15,44%	407.609	22,27%	50	0,20%	(1.103,40)	-0,27%
<b>Total</b>	<b>125.364.160</b>	<b>100,00%</b>	<b>3.334.968</b>	<b>100,00%</b>	<b>126.771.542</b>	<b>100,00%</b>	<b>3.369.675</b>	<b>100,00%</b>	<b>1.407.382</b>	<b>1,12%</b>	<b>34.707,77</b>	<b>1,04%</b>
Rupiah	124.313.841	99,16%	2.808.241	84,21%	125.717.015	99,17%	2.844.296	84,41%	1.403.174	1,13%	36.054,24	1,28%
Valas	1.050.319	0,84%	526.726	15,79%	1.054.527	0,83%	525.380	15,59%	4.208	0,40%	(1.346,47)	-0,26%

Tabel 8 Simpanan Dari Bank Lain Berdasarkan Nominal Yang Dijamin												
Nominal Simpanan	Mei-13				Jun-13				Δ			
	Rekening	%	Nominal (Rp Miliar)	%	Rekening	%	Nominal (Rp Miliar)	%	Δ Rekening	%	Δ Nominal (Rp Miliar)	%
<b>N ≤ 2 M</b>	<b>52.113</b>	<b>96,51%</b>	<b>5.616</b>	<b>8,69%</b>	<b>22.083</b>	<b>91,74%</b>	<b>5.105</b>	<b>7,92%</b>	<b>(30.030)</b>	<b>-57,62%</b>	<b>(511,40)</b>	<b>-9,11%</b>
Rupiah	51.898	99,59%	5.546	98,74%	21.852	98,95%	5.034	98,61%	(30.046)	-57,89%	(511,85)	-9,23%
Valas	215	0,41%	71	1,26%	231	1,05%	71	1,39%	16	7,44%	0,46	0,65%
<b>N &gt; 2 M</b>	<b>1.882</b>	<b>3,49%</b>	<b>58.996</b>	<b>91,31%</b>	<b>1.989</b>	<b>8,26%</b>	<b>59.379</b>	<b>92,08%</b>	<b>107</b>	<b>5,69%</b>	<b>383,22</b>	<b>0,65%</b>
Rupiah	1.745	92,72%	52.012	88,16%	1.840	92,51%	54.261	91,38%	95	5,44%	2.248,64	4,32%
Valas	137	7,28%	6.984	11,84%	149	7,49%	5.118	8,62%	12	8,76%	(1.865,42)	-26,71%
<b>Total</b>	<b>53.995</b>	<b>100,00%</b>	<b>64.612</b>	<b>100,00%</b>	<b>24.072</b>	<b>100,00%</b>	<b>64.484</b>	<b>100,00%</b>	<b>(29.923)</b>	<b>-55,42%</b>	<b>(128,18)</b>	<b>-0,20%</b>
Rupiah	53.643	99,35%	57.558	89,08%	23.692	98,42%	59.295	91,95%	(29.951)	-55,83%	1.736,79	3,02%
Valas	352	0,65%	7.054	10,92%	380	1,58%	5.189	8,05%	28	7,95%	(1.864,97)	-26,44%

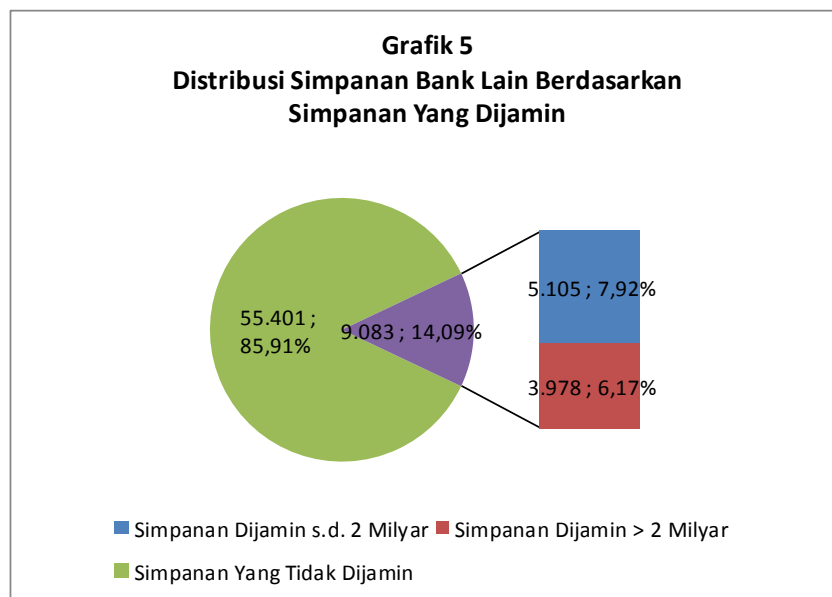
Tabel 9 Total Simpanan Berdasarkan Nominal Yang Dijamin												
Nominal Simpanan	Mei-13				Jun-13				Δ			
	Rekening	%	Nominal (Rp Miliar)	%	Rekening	%	Nominal (Rp Miliar)	%	Δ Rekening	%	Δ Nominal (Rp Miliar)	%
<b>N ≤ 2 M</b>	<b>125.253.551</b>	<b>99,87%</b>	<b>1.534.082</b>	<b>45,13%</b>	<b>126.629.651</b>	<b>99,87%</b>	<b>1.544.304</b>	<b>44,97%</b>	<b>1.376.100</b>	<b>1,10%</b>	<b>10.221,70</b>	<b>0,67%</b>
Rupiah	124.228.291	99,18%	1.415.998	92,30%	125.600.217	99,19%	1.426.462	92,37%	1.371.926	1,10%	10.464,31	0,74%
Valas	1.025.260	0,82%	118.084	7,70%	1.029.434	0,81%	117.842	7,63%	4.174	0,41%	(242,61)	-0,21%
<b>N &gt; 2 M</b>	<b>164.604</b>	<b>0,13%</b>	<b>1.865.498</b>	<b>54,87%</b>	<b>165.963</b>	<b>0,13%</b>	<b>1.889.856</b>	<b>55,03%</b>	<b>1.359</b>	<b>0,83%</b>	<b>24.357,88</b>	<b>1,31%</b>
Rupiah	139.193	84,56%	1.449.802	77,72%	140.490	84,65%	1.477.128	78,16%	1.297	0,93%	27.326,71	1,88%
Valas	25.411	15,44%	415.696	22,28%	25.473	15,35%	412.727	21,84%	62	0,24%	(2.968,82)	-0,71%
<b>Total</b>	<b>125.418.155</b>	<b>100,00%</b>	<b>3.399.580</b>	<b>100,00%</b>	<b>126.795.614</b>	<b>100,00%</b>	<b>3.434.159</b>	<b>100,00%</b>	<b>1.377.459</b>	<b>1,10%</b>	<b>34.579,59</b>	<b>1,02%</b>
Rupiah	124.367.484	99,16%	2.865.799	84,30%	125.740.707	99,17%	2.903.590	84,55%	1.373.223	1,10%	37.791,02	1,32%
Valas	1.050.671	0,84%	533.780	15,70%	1.054.907	0,83%	530.569	15,45%	4.236	0,40%	(3.211,43)	-0,60%

## V. DISTRIBUSI SIMPANAN YANG DIJAMIN

Tabel 10												
DPK berdasarkan Simpanan yang Dijamin												
Nominal Simpanan	Mei-13				Jun-13				Δ			
	Rekening	%	Nominal (Rp Miliar)	%	Rekening	%	Nominal (Rp Miliar)	%	Δ Rekening	%	Δ Nominal (Rp Miliar)	%
<b>N ≤ 2 M</b>	<b>125.201.438</b>	<b>99,87%</b>	<b>1.528.466</b>	<b>82,45%</b>	<b>126.607.568</b>	<b>99,87%</b>	<b>1.539.199</b>	<b>82,44%</b>	<b>1.406.130</b>	<b>1,12%</b>	<b>10.733,10</b>	<b>0,70%</b>
Rupiah	124.176.393	99,18%	1.410.452	92,28%	125.578.365	99,19%	1.421.428	92,35%	1.401.972	1,13%	10.976,16	0,78%
Valas	1.025.045	0,82%	118.014	7,72%	1.029.203	0,81%	117.771	7,65%	4.158	0,41%	(243,07)	-0,21%
<b>N &gt; 2 M</b>	<b>162.722</b>	<b>0,13%</b>	<b>325.444</b>	<b>17,55%</b>	<b>163.974</b>	<b>0,13%</b>	<b>327.948</b>	<b>17,56%</b>	<b>1.252</b>	<b>0,77%</b>	<b>2.504,00</b>	<b>0,77%</b>
Rupiah	137.448	84,47%	274.896	84,47%	138.650	84,56%	277.300	84,56%	1.202	0,87%	2.404,00	0,87%
Valas	25.274	15,53%	50.548	15,53%	25.324	15,44%	50.648	15,44%	50	0,20%	100,00	0,20%
<b>Total</b>	<b>125.364.160</b>	<b>100,00%</b>	<b>1.853.910</b>	<b>100,00%</b>	<b>126.771.542</b>	<b>100,00%</b>	<b>1.867.147</b>	<b>100,00%</b>	<b>1.407.382</b>	<b>1,12%</b>	<b>13.237,10</b>	<b>0,71%</b>
Rupiah	124.313.841	99,16%	1.685.348	90,91%	125.717.015	99,17%	1.698.728	90,98%	1.403.174	1,13%	13.380,16	0,79%
Valas	1.050.319	0,84%	168.562	9,09%	1.054.527	0,83%	168.419	9,02%	4.208	0,40%	(143,07)	-0,08%



Tabel 11												
Simpanan Dari Bank Lain Berdasarkan Simpanan Yang Dijamin												
Nominal Simpanan	Mei-13				Jun-13				Δ			
	Rekening	%	Nominal (Rp Miliar)	%	Rekening	%	Nominal (Rp Miliar)	%	Δ Rekening	%	Δ Nominal (Rp Miliar)	%
<b>N ≤ 2 M</b>	<b>52.113</b>	<b>96,51%</b>	<b>5.616</b>	<b>59,87%</b>	<b>22.083</b>	<b>91,74%</b>	<b>5.105</b>	<b>56,20%</b>	<b>(30.030)</b>	<b>-57,62%</b>	<b>(511,40)</b>	<b>-9,11%</b>
Rupiah	51.898	99,59%	5.546	98,74%	21.852	98,95%	5.034	98,61%	(30.046)	-57,89%	(511,85)	-9,23%
Valas	215	0,41%	71	1,26%	231	1,05%	71	1,39%	16	7,44%	0,46	0,65%
<b>N &gt; 2 M</b>	<b>1.882</b>	<b>3,49%</b>	<b>3.764</b>	<b>40,13%</b>	<b>1.989</b>	<b>8,26%</b>	<b>3.978</b>	<b>43,80%</b>	<b>107</b>	<b>5,69%</b>	<b>214,00</b>	<b>5,69%</b>
Rupiah	1.745	92,72%	3.490	92,72%	1.840	92,51%	3.680	92,51%	95	5,44%	190,00	5,44%
Valas	137	7,28%	274	7,28%	149	7,49%	298	7,49%	12	8,76%	24,00	8,76%
<b>Total</b>	<b>53.995</b>	<b>100,00%</b>	<b>9.380</b>	<b>100,00%</b>	<b>24.072</b>	<b>100,00%</b>	<b>9.083</b>	<b>100,00%</b>	<b>(29.923)</b>	<b>-55,42%</b>	<b>(297,40)</b>	<b>-3,17%</b>
Rupiah	53.643	99,35%	9.036	96,33%	23.692	98,42%	8.714	95,94%	(29.951)	-55,83%	(321,85)	-3,56%
Valas	352	0,65%	345	3,67%	380	1,58%	369	4,06%	28	7,95%	24,46	7,10%



Tabel 12 Total Simpanan Berdasarkan Simpanan Yang Dijamin												
Nominal Simpanan	Mei-13				Jun-13				Δ			
	Rekening	%	Nominal (Rp Miliar)	%	Rekening	%	Nominal (Rp Miliar)	%	Δ Rekening	%	Δ Nominal (Rp Miliar)	%
<b>N ≤ 2 M</b>	<b>125.253.551</b>	<b>99,87%</b>	<b>1.534.082</b>	<b>82,33%</b>	<b>126.629.651</b>	<b>99,87%</b>	<b>1.544.304</b>	<b>82,31%</b>	<b>1.376.100</b>	<b>1,10%</b>	<b>10.221,70</b>	<b>0,67%</b>
Rupiah	124.228.291	99,18%	1.415.998	92,30%	125.600.217	99,19%	1.426.462	92,37%	1.371.926	1,10%	10.464,31	0,74%
Valas	1.025.260	0,82%	118.084	7,70%	1.029.434	0,81%	117.842	7,63%	4.174	0,41%	(242,61)	-0,21%
<b>N &gt; 2 M</b>	<b>164.604</b>	<b>0,13%</b>	<b>329.208</b>	<b>17,67%</b>	<b>165.963</b>	<b>0,13%</b>	<b>331.926</b>	<b>17,69%</b>	<b>1.359</b>	<b>0,83%</b>	<b>2.718,00</b>	<b>0,83%</b>
Rupiah	139.193	84,56%	278.386	84,56%	140.490	84,65%	280.980	84,65%	1.297	0,93%	2.594,00	0,93%
Valas	25.411	15,44%	50.822	15,44%	25.473	15,35%	50.946	15,35%	62	0,24%	124,00	0,24%
<b>Total</b>	<b>125.418.155</b>	<b>100,00%</b>	<b>1.863.290</b>	<b>100,00%</b>	<b>126.795.614</b>	<b>100,00%</b>	<b>1.876.230</b>	<b>100,00%</b>	<b>1.377.459</b>	<b>1,10%</b>	<b>12.939,70</b>	<b>0,69%</b>
Rupiah	124.367.484	99,16%	1.694.384	90,94%	125.740.707	99,17%	1.707.442	91,00%	1.373.223	1,10%	13.058,31	0,77%
Valas	1.050.671	0,84%	168.906	9,06%	1.054.907	0,83%	168.788	9,00%	4.236	0,40%	(118,61)	-0,07%

