



LEMBAGA
PENJAMIN
SIMPANAN

Indonesia
Deposit
Insurance
Corporation

Distribusi Simpanan Bank Umum

November 2013

DAFTAR ISI

Keterangan

Total Simpanan dan Jumlah Rekening	Tabel 1	3
Pertumbuhan Total Simpanan dan Jumlah Rekening	Grafik 1	3
Tabel Pertumbuhan Simpanan dan Jumlah Rekening Year on Year	Tabel 1.1	4
Total Simpanan Berdasarkan Kepemilikan	Tabel 2	4
DPK Berdasarkan Jenis Simpanan	Tabel 3	5
Distribusi Nominal DPK Berdasarkan Jenis Simpanan	Grafik 2a	6
Distribusi Jumlah Rekening DPK Berdasarkan Jenis Simpanan	Grafik 2b	6
Simpanan Dari Bank Lain Berdasarkan Jenis Simpanan	Tabel 4	7
Distribusi Nominal Simpanan dari Bank Lain berdasarkan Jenis Simpanan	Grafik 3a	8
Distribusi Jumlah Rekening Simpanan dari Bank Lain berdasarkan Jenis Simpanan	Grafik 3b	8
DPK Berdasarkan segmen Nominal	Tabel 5	9
Simpanan dari Bank Lain berdasarkan segmen Nominal	Tabel 6	10
DPK berdasarkan Nominal Yang Dijamin	Tabel 7	11
Simpanan dari Bank Lain berdasarkan Nominal Yang Dijamin	Tabel 8	12
Total Simpanan berdasarkan Nominal yang Dijamin	Tabel 9	13
DPK berdasarkan Simpanan yang Dijamin	Tabel 10	14
Distribusi DPK berdasarkan Simpanan yang Dijamin	Grafik 4	14
Simpanan dari Bank Lain berdasarkan Simpanan yang Dijamin	Tabel 11	15
Distribusi Simpanan dari Bank Lain berdasarkan Simpanan yang Dijamin	Grafik 5	15
Total Simpanan berdasarkan Simpanan yang Dijamin	Tabel 12	16
Distribusi Total Simpanan berdasarkan Simpanan yang Dijamin	Grafik 6	16

KETERANGAN

Sumber Data

Data yang digunakan bersumber dari Laporan Posisi Simpanan yang disampaikan oleh bank kepada Lembaga Penjamin Simpanan.

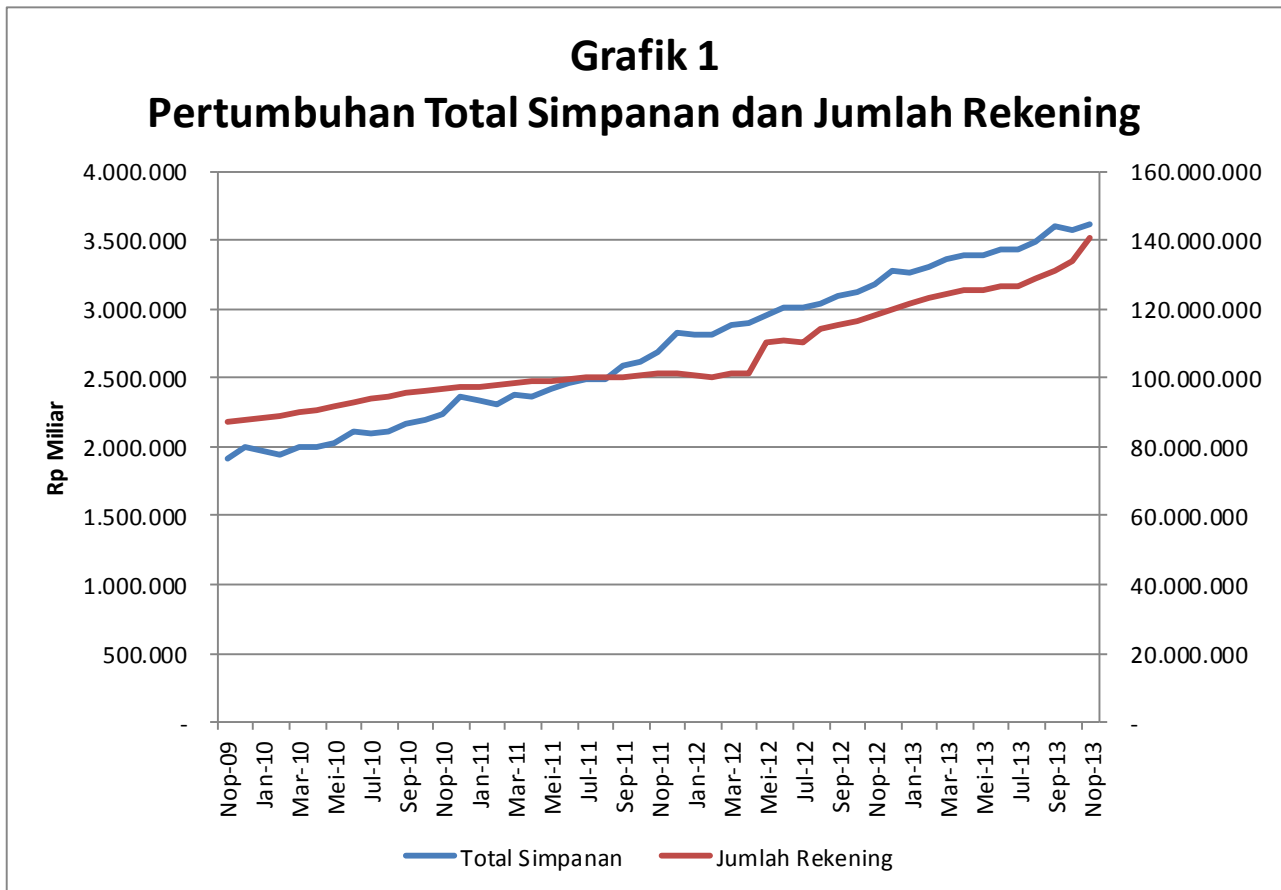
Definisi

Simpanan meliputi Dana Pihak Ketiga dan simpanan dari bank lain.

Simpanan Yang Dijamin meliputi: a. seluruh simpanan yang nominalnya \leq Rp2 Miliar; b. proporsi simpanan yang dijamin (Rp2 Miliar) dari seluruh simpanan dengan nominal di atas Rp2 Miliar.

I. PERTUMBUHAN TOTAL SIMPANAN DAN JUMLAH REKENING PADA BANK UMUM

Tabel 1 Total Simpanan dan Jumlah Rekening										
Bulan	2009		2010		2011		2012		2013	
	Rekening	Nominal (Rp Miliar)	Rekening	Nominal (Rp Miliar)	Rekening	Nominal (Rp Miliar)	Rekening	Nominal (Rp Miliar)	Rekening	Nominal (Rp Miliar)
Januari	82.796.506	1.760.227,18	88.480.348	1.966.836,06	97.500.965	2.330.579,53	100.995.991	2.812.388,54	120.846.777	3.253.000,21
Februari	82.558.402	1.783.743,21	89.097.749	1.948.440,83	98.091.890	2.316.084,58	100.339.507	2.809.349,44	121.930.266	3.265.246,53
Maret	82.864.439	1.798.126,33	90.108.129	2.000.608,70	98.809.698	2.381.977,94	101.097.601	2.879.533,85	123.124.821	3.307.495,08
April	83.816.417	1.791.613,78	90.838.036	1.999.163,25	99.360.056	2.368.030,02	101.531.209	2.894.012,62	124.229.263	3.360.137,91
Mei	83.191.216	1.796.570,84	91.956.415	2.029.219,63	99.237.439	2.424.450,11	110.120.237	2.958.972,39	125.424.329	3.399.579,70
Juni	83.428.901	1.834.702,38	92.907.696	2.113.484,33	99.553.678	2.467.293,90	111.011.366	3.010.180,98	126.795.614	3.434.159,29
Juli	84.011.868	1.820.084,23	93.937.955	2.104.264,85	99.992.834	2.494.705,98	112.124.718	3.011.850,23	127.809.412	3.447.375,48
Agustus	84.913.166	1.860.209,93	94.540.213	2.113.793,52	100.162.979	2.492.507,44	113.534.001	3.037.802,64	128.817.609	3.496.755,58
September	86.454.361	1.870.941,16	95.595.059	2.170.410,30	100.324.722	2.586.979,78	115.525.552	3.104.250,57	130.943.737	3.599.132,84
Oktober	86.011.880	1.877.601,44	96.115.812	2.201.834,15	100.681.831	2.625.158,05	116.426.607	3.119.552,30	134.082.846	3.574.573,39
Nopember	87.092.871	1.913.654,40	96.615.824	2.241.793,63	101.115.423	2.684.747,23	118.364.092	3.182.866,86	140.527.064	3.617.854,69
Desember	88.086.017	1.995.789,56	97.204.863	2.370.982,77	101.503.564	2.830.322,74	119.917.930	3.277.154,34		



Tabel 1.1						
Pertumbuhan Simpanan dan Rekening Year on Year (YoY)						
Tahun	Rekening	Nominal (Rp Miliar)	Δ Rekening		Δ Nominal (Rp Miliar)	
2009	88.086.017	1.995.789,56	5.360.087	6,48%	227.174,23	12,84%
2010	97.204.863	2.370.982,77	9.118.846	10,35%	375.193,21	18,80%
2011	101.503.564	2.830.322,74	4.298.701	4,42%	459.339,98	19,37%
2012	119.917.930	3.277.154,34	18.414.366	18,14%	446.831,60	15,79%
2013*)	140.527.064	3.617.854,69	20.609.134	17,19%	340.700,35	10,40%

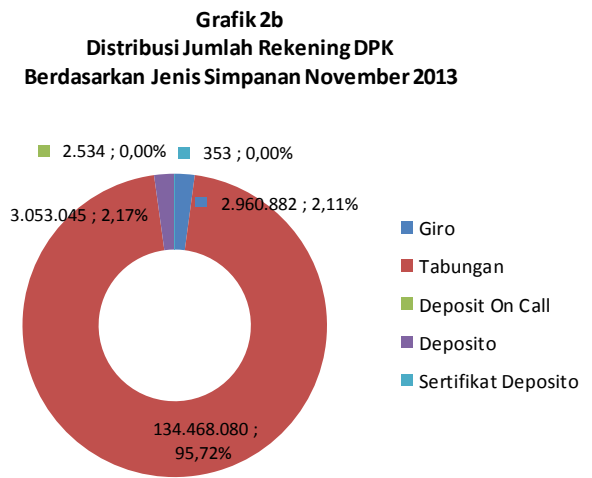
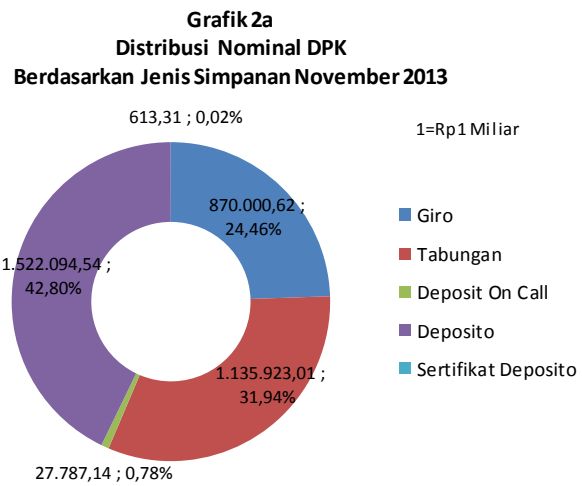
Keterangan: *) data sampai Bulan November Tahun 2013

II. DISTRIBUSI SIMPANAN BERDASARKAN JENIS SIMPANAN

Tabel 2						
Total Simpanan Berdasarkan Kepemilikan						
Jenis Simpanan	Okt-13		Nov 2013		Δ	
	Rekening	Nominal (Rp Miliar)	Rekening	Nominal (Rp Miliar)	Δ Rekening	Δ Nominal (Rp Miliar)
DPK						
Giro	2.938.680	842.337,53	2.960.882	870.000,62	22.202,00	27.663,09
Tabungan	128.088.426	1.118.832,21	134.468.080	1.135.923,01	6.379.654,00	17.090,80
Deposit On Call	2.414	35.569,72	2.534	27.787,14	120,00	(7.782,58)
Deposito	3.027.973	1.518.059,49	3.053.045	1.522.094,54	25.072,19	4.035,06
Sertifikat Deposito	347	22,76	353	613,31	6,00	590,55
Sub Total	134.057.840	3.514.821,71	140.484.894	3.556.418,62	6.427.054	41.596,91
Simpanan Bank Lain						
Giro	9.467	21.243,37	9.472	22.765,66	5	1.522,29
Tabungan	7.175	3.222,13	7.214	3.292,37	39	70,24
Deposit On Call	230	19.503,32	205	19.493,05	(25)	(10,26)
Deposito	8.134	15.782,87	8.409	15.884,98	275	102,11
Sertifikat Deposito	-	-	-	-	-	-
Sub Total	25.006	59.751,68	25.300	61.436,06	294	1.684,38
Total	134.082.846	3.574.573,39	140.510.194	3.617.854,69	6.427.348	43.281,29

Tabel 3												
DPK Berdasarkan Jenis Simpanan												
Jenis Simpanan	Okt-13				Nov 2013				Δ			
	Rekening	%	Nominal (Rp Miliar)	%	Rekening	%	Nominal (Rp Miliar)	%	Δ Rekening	%	Δ Nominal (Rp Miliar)	%
Giro	2.938.680	2,19%	842.337,53	23,97%	2.960.882	2,11%	870.000,62	24,46%	22.202	0,76%	27.663,09	3,28%
Rupiah	2.641.607	89,89%	572.143,83	67,92%	2.664.689	90,00%	581.498,79	66,84%	23.082	0,87%	9.354,95	1,64%
Valas	297.073	10,11%	270.193,69	32,08%	296.193	10,00%	288.501,84	33,16%	(880)	-0,30%	18.308,14	6,78%
Tabungan	128.088.426	95,55%	1.118.832,21	31,83%	134.468.080	95,72%	1.135.923,01	31,94%	6.379.654	4,98%	17.090,80	1,53%
Rupiah	127.496.022	99,54%	1.035.660,71	92,57%	133.873.582	99,56%	1.050.910,37	92,52%	6.377.560	5,00%	15.249,66	1,47%
Valas	592.404	0,46%	83.171,50	7,43%	594.498	0,44%	85.012,64	7,48%	2.094	0,35%	1.841,14	2,21%
Deposit on Call	2.414	0,00%	35.569,72	1,01%	2.534	0,00%	27.787,14	0,78%	120	4,97%	(7.782,58)	-21,88%
Rupiah	2.120	87,82%	24.175,13	67,97%	2.250	88,79%	22.291,19	80,22%	130	6,13%	(1.883,94)	-7,79%
Valas	294	12,18%	11.394,59	32,03%	284	11,21%	5.495,95	19,78%	(10)	-3,40%	(5.898,64)	-51,77%
Deposito	3.027.973	2,26%	1.518.059,49	43,19%	3.053.045	2,17%	1.522.094,54	42,80%	25.072	0,83%	4.035,06	0,27%
Rupiah	2.863.418	94,57%	1.283.459,75	84,55%	2.891.492	94,71%	1.289.526,03	84,72%	28.074	0,98%	6.066,28	0,47%
Valas	164.555	5,43%	234.599,74	15,45%	161.553	5,29%	232.568,52	15,28%	(3.002)	-1,82%	(2.031,22)	-0,87%
Sertifikat Deposito	347	0,00%	22,76	0,00%	353	0,00%	613,31	0,02%	6	1,73%	590,55	2594,43%
Rupiah	347	100,00%	22,76	100,00%	353	100,00%	613,31	100,00%	6	1,73%	590,55	2594,43%
Valas	-	0,00%	-	0,00%	-	0,00%	-	0,00%	-	0,00%	-	0,00%
Total	134.057.840	100,00%	3.514.821,71	100,00%	140.484.894	100,00%	3.556.418,62	100,00%	6.427.054	4,79%	41.596,91	1,18%
Rupiah	133.003.514	99,21%	2.915.462	82,95%	139.432.366	99,25%	2.944.839,69	82,80%	6.428.852	4,83%	29.377,49	1,01%
Valas	1.054.326	0,79%	599.360	17,05%	1.052.528	0,75%	611.578,94	17,20%	(1.798)	-0,17%	12.219,42	2,04%

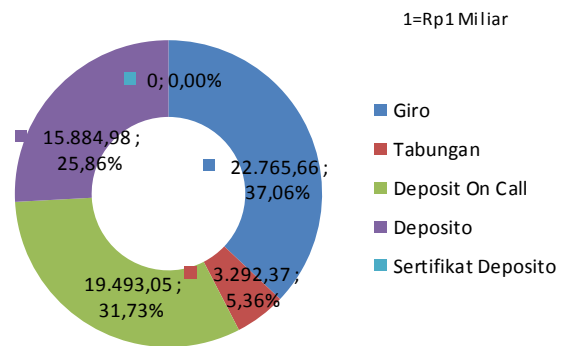
Keterangan: Prosentase simpanan pada masing-masing jenis simpanan merupakan prosentase terhadap total simpanan



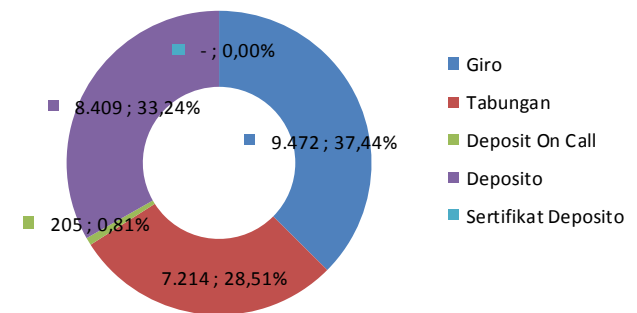
Tabel 4												
Simpanan Dari Bank Lain Berdasarkan Jenis Simpanan												
Jenis Simpanan	Okt-13				Nov 2013				Δ			
	Rekening	%	Nominal (Rp Miliar)	%	Rekening	%	Nominal (Rp Miliar)	%	Δ Rekening	%	Δ Nominal (Rp Miliar)	%
Giro	9.467	37,86%	21.243,37	35,55%	9.472	37,44%	22.765,66	37,06%	5	0,05%	1.522,29	7,17%
Rupiah	9.108	96,21%	15.386,88	72,43%	9.115	96,23%	16.552,85	72,71%	7	0,08%	1.165,96	7,58%
Valas	359	3,79%	5.856,49	27,57%	357	3,77%	6.212,82	27,29%	(2)	-0,56%	356,33	6,08%
Tabungan	7.175	28,69%	3.222,13	5,39%	7.214	28,51%	3.292,37	5,36%	39	0,54%	70,24	2,18%
Rupiah	7.169	99,92%	3.176,90	98,60%	7.208	99,92%	3.280,23	99,63%	39	0,54%	103,33	3,25%
Valas	6	0,08%	45,23	1,40%	6	0,08%	12,14	0,37%	-	0,00%	(33,09)	-73,16%
Deposit on Call	230	0,92%	19.503,32	32,64%	205	0,81%	19.493,05	31,73%	(25)	-10,87%	(10,26)	-0,05%
Rupiah	230	100,00%	19.503,32	100,00%	205	100,00%	19.493,05	100,00%	(25)	-10,87%	(10,26)	-0,05%
Valas	-	0,00%	-	0,00%	-	0,00%	-	0,00%	-	0,00%	-	0,00%
Deposito	8.134	32,53%	15.782,87	26,41%	8.409	33,24%	15.884,98	25,86%	275	3,38%	102,11	0,65%
Rupiah	8.119	99,82%	14.975,52	94,88%	8.397	99,86%	14.854,73	93,51%	278	3,42%	(120,79)	-0,81%
Valas	15	0,18%	807,34	5,12%	12	0,14%	1.030,24	6,49%	(3)	-20,00%	222,90	27,61%
Sertifikat Deposito	-	0,00%	-	0,00%	-	0,00%	-	0,00%	-	0,00%	-	0,00%
Rupiah	-	0,00%	-	0,00%	-	0,00%	-	0,00%	-	0,00%	-	0,00%
Valas	-	0,00%	-	0,00%	-	0,00%	-	0,00%	-	0,00%	-	0,00%
Total	25.006	100,00%	59.751,68	100,00%	25.300	100,00%	61.436,06	100,00%	294	1,18%	1.684,38	2,82%
Rupiah	24.626	98,48%	53.042,62	88,77%	24.925	98,52%	54.180,86	88,19%	299	1,21%	1.138,24	2,15%
Valas	380	1,52%	6.709,06	11,23%	375	1,48%	7.255,20	11,81%	(5)	-1,32%	546,14	8,14%

Keterangan: Prosentase simpanan pada masing-masing jenis simpanan merupakan prosentase terhadap total simpanan

Grafik 3a
Distribusi Nominal Simpanan Dari Bank Lain Berdasarkan
Jenis Simpanan November 2013



Grafik 3b
Distribusi Jumlah Rekening Simpanan Dari Bank Lain
Berdasarkan Jenis Simpanan November 2013



III. DISTRIBUSI SIMPANAN BERDASARKAN SEGMENT NOMINAL SIMPANAN

Tabel 5 DPK Berdasarkan Segmen Nominal												
Nominal Simpanan	Okt-13				Nop-13				Δ			
	Rekening	%	Nominal (Rp Miliar)	%	Rekening	%	Nominal (Rp Miliar)	%	Δ Rekening	%	Δ Nominal (Rp Miliar)	%
N ≤ 100 Jt	130.891.508	97,64%	541.672,46	15,41%	137.278.552	97,72%	551.928,96	15,52%	6.387.044	4,88%	10.256,50	1,89%
Rupiah	130.133.756	99,42%	527.641,63	97,41%	136.524.383	99,45%	538.083,82	97,49%	6.390.627	4,91%	10.442,19	1,98%
Valas	757.752	0,58%	14.030,83	2,59%	754.169	0,55%	13.845,14	2,51%	(3.583)	-0,47%	(185,69)	-1,32%
100 Jt < N ≤ 200 Jt	1.441.842	1,08%	199.257,94	5,67%	1.456.893	1,04%	203.110,06	5,71%	15.051	1,04%	3.852,12	1,93%
Rupiah	1.335.340	92,61%	184.725,50	92,71%	1.350.502	92,70%	188.352,31	92,73%	15.162	1,14%	3.626,81	1,96%
Valas	106.502	7,39%	14.532,45	7,29%	106.391	7,30%	14.757,75	7,27%	(111)	-0,10%	225,31	1,55%
200 Jt < N ≤ 500 Jt	955.035	0,71%	304.788,02	8,67%	965.252	0,69%	308.396,99	8,67%	10.217	1,07%	3.608,97	1,18%
Rupiah	866.595	90,74%	277.203,70	90,95%	876.171	90,77%	280.299,98	90,89%	9.576	1,11%	3.096,28	1,12%
Valas	88.440	9,26%	27.584,32	9,05%	89.081	9,23%	28.097,01	9,11%	641	0,72%	512,69	1,86%
500 Jt < N ≤ 1 M	395.669	0,30%	290.662,84	8,27%	403.904	0,29%	294.937,98	8,29%	8.235	2,08%	4.275,14	1,47%
Rupiah	351.359	88,80%	260.064,07	89,47%	359.072	88,90%	263.840,26	89,46%	7.713	2,20%	3.776,19	1,45%
Valas	44.310	11,20%	30.598,76	10,53%	44.832	11,10%	31.097,71	10,54%	522	1,18%	498,95	1,63%
1 M < N ≤ 2 M	204.328	0,15%	281.315,76	8,00%	208.162	0,15%	286.909,74	8,07%	3.834	1,88%	5.593,98	1,99%
Rupiah	176.836	86,55%	244.481,85	86,91%	180.266	86,60%	248.876,23	86,74%	3.430	1,94%	4.394,38	1,80%
Valas	27.492	13,45%	36.833,91	13,09%	27.896	13,40%	38.033,51	13,26%	404	1,47%	1.199,60	3,26%
2 M < N ≤ 5 M	106.707	0,08%	334.211,71	9,51%	108.725	0,08%	341.034,41	9,59%	2.018	1,89%	6.822,70	2,04%
Rupiah	90.615	84,92%	285.199,59	85,34%	92.409	84,99%	290.761,10	85,26%	1.794	1,98%	5.561,51	1,95%
Valas	16.092	15,08%	49.012,12	14,66%	16.316	15,01%	50.273,31	14,74%	224	1,39%	1.261,19	2,57%
N > 5 M	62.751	0,05%	1.562.912,98	44,47%	63.406	0,05%	1.570.100,49	44,15%	655	1,04%	7.187,51	0,46%
Rupiah	49.013	78,11%	1.136.145,85	72,69%	49.563	78,17%	1.134.625,98	72,26%	550	1,12%	(1.519,87)	-0,13%
Valas	13.738	21,89%	426.767,13	27,31%	13.843	21,83%	435.474,50	27,74%	105	0,76%	8.707,37	2,04%
Total	134.057.840	100,00%	3.514.821,71	100,00%	140.484.894	100,00%	3.556.418,62	100,00%	6.427.054	4,79%	41.596,91	1,18%
Rupiah	133.003.514	99,21%	2.915.462,19	82,95%	139.432.366	99,25%	2.944.839,69	82,80%	6.428.852	4,83%	29.377,49	1,01%
Valas	1.054.326	0,79%	599.359,52	17,05%	1.052.528	0,75%	611.578,94	17,20%	(1.798)	-0,17%	12.219,42	2,04%

Keterangan: Prosentase simpanan pada masing-masing segmen nominal simpanan merupakan prosentase terhadap total simpanan

Tabel 6 Simpanan Dari Bank Lain Berdasarkan Segmen Nominal												
Nominal Simpanan	Okt-13				Nop-13				Δ			
	Rekening	%	Nominal (Rp Miliar)	%	Rekening	%	Nominal (Rp Miliar)	%	Δ Rekening	%	Δ Nominal (Rp Miliar)	%
N ≤ 100 Jt	13.299	53,18%	329,65	0,55%	13.278	52,48%	334,07	0,54%	(21)	-0,16%	4,42	1,34%
Rupiah	13.187	99,16%	326,99	99,19%	13.168	99,17%	331,54	99,24%	(19)	-0,14%	4,54	1,39%
Valas	112	0,84%	2,65	0,81%	110	0,83%	2,53	0,76%	(2)	-1,79%	(0,12)	-4,70%
100 Jt < N ≤ 200 Jt	2.516	10,06%	354,59	0,59%	2.559	10,11%	363,02	0,59%	43	1,71%	8,42	2,37%
Rupiah	2.495	99,17%	351,04	99,00%	2.537	99,14%	359,86	99,13%	42	1,68%	8,82	2,51%
Valas	21	0,83%	3,56	1,00%	22	0,86%	3,16	0,87%	1	4,76%	(0,40)	-11,25%
200 Jt < N ≤ 500 Jt	3.251	13,00%	1.098,94	1,84%	3.275	12,94%	1.109,87	1,81%	24	0,74%	10,93	0,99%
Rupiah	3.218	98,98%	1.087,88	98,99%	3.247	99,15%	1.100,28	99,14%	29	0,90%	12,39	1,14%
Valas	33	1,02%	11,05	1,01%	28	0,85%	9,59	0,86%	(5)	-15,15%	(1,46)	-13,20%
500 Jt < N ≤ 1 M	2.406	9,62%	1.949,47	3,26%	2.500	9,88%	1.984,27	3,23%	94	3,91%	34,81	1,79%
Rupiah	2.381	98,96%	1.932,71	99,14%	2.476	99,04%	1.967,56	99,16%	95	3,99%	34,85	1,80%
Valas	25	1,04%	16,76	0,86%	24	0,96%	16,71	0,84%	(1)	-4,00%	(0,05)	-0,27%
1 M < N ≤ 2 M	1.490	5,96%	2.114,11	3,54%	1.605	6,34%	2.275,01	3,70%	115	7,72%	160,90	7,61%
Rupiah	1.460	97,99%	2.070,38	97,93%	1.575	98,13%	2.233,73	98,19%	115	7,88%	163,35	7,89%
Valas	30	2,01%	43,73	2,07%	30	1,87%	41,28	1,81%	-	0,00%	(2,45)	-5,60%
2 M < N ≤ 5 M	954	3,82%	3.098,48	5,19%	973	3,85%	3.208,69	5,22%	19	1,99%	110,21	3,56%
Rupiah	918	96,23%	2.981,55	96,23%	936	96,20%	3.090,94	96,33%	18	1,96%	109,39	3,67%
Valas	36	3,77%	116,93	3,77%	37	3,80%	117,75	3,67%	1	2,78%	0,82	0,70%
N > 5 M	1.090	4,36%	50.806,44	85,03%	1.110	4,39%	52.161,13	84,90%	20	1,83%	1.354,69	2,67%
Rupiah	967	88,72%	44.292,06	87,18%	986	88,83%	45.096,96	86,46%	19	1,96%	804,90	1,82%
Valas	123	11,28%	6.514,38	12,82%	124	11,17%	7.064,17	13,54%	1	0,81%	549,80	8,44%
Total	25.006	100,00%	59.751,68	100,00%	25.300	100,00%	61.436,06	100,00%	294	1,18%	1.684,38	2,82%
Rupiah	24.626	98,48%	53.042,62	88,77%	24.925	98,52%	54.180,86	88,19%	299	1,21%	1.138,24	2,15%
Valas	380	1,52%	6.709,06	11,23%	375	1,48%	7.255,20	11,81%	(5)	-1,32%	546,14	8,14%

Keterangan: Prosentase simpanan pada masing-masing segmen nominal simpanan merupakan prosentase terhadap total simpanan

IV. DISTRIBUSI SIMPANAN BERDASARKAN NOMINAL SIMPANAN YANG DIJAMIN (Rp2 MILIAR)

Tabel 7 DPK Berdasarkan Nominal Yang Dijamin												
Nominal Simpanan	Okt-13				Nop-13				Δ			
	Rekening	%	Nominal (Rp Miliar)	%	Rekening	%	Nominal (Rp Miliar)	%	Δ Rekening	%	Δ Nominal (Rp Miliar)	%
N ≤ 2 M	133.888.382	99,87%	1.617.697,02	46,03%	140.312.763	99,88%	1.645.283,73	46,26%	6.424.381	4,80%	27.586,71	1,71%
Rupiah	132.863.886	99,23%	1.494.116,75	92,36%	139.290.394	99,27%	1.519.452,61	92,35%	6.426.508	4,84%	25.335,85	1,70%
Valas	1.024.496	0,77%	123.580,27	7,64%	1.022.369	0,73%	125.831,12	7,65%	(2.127)	-0,21%	2.250,86	1,82%
N > 2 M	169.458	0,13%	1.897.124,69	53,97%	172.131	0,12%	1.911.134,89	53,74%	2.673	1,58%	14.010,20	0,74%
Rupiah	139.628	82,40%	1.421.345,44	74,92%	141.972	82,48%	1.425.387,08	74,58%	2.344	1,68%	4.041,64	0,28%
Valas	29.830	17,60%	475.779,25	25,08%	30.159	17,52%	485.747,82	25,42%	329	1,10%	9.968,56	2,10%
Total	134.057.840	100,00%	3.514.821,71	100,00%	140.484.894	100,00%	3.556.418,62	100,00%	6.427.054	4,79%	41.596,91	1,18%
Rupiah	133.003.514	99,21%	2.915.462,19	82,95%	139.432.366	99,25%	2.944.839,69	82,80%	6.428.852	4,83%	29.377,49	1,01%
Valas	1.054.326	0,79%	599.359,52	17,05%	1.052.528	0,75%	611.578,94	17,20%	(1.798)	-0,17%	12.219,42	2,04%

Keterangan: Prosentase simpanan pada masing-masing segmen nominal simpanan merupakan prosentase terhadap total simpanan

Tabel 8												
Simpanan Dari Bank Lain Berdasarkan Nominal Yang Dijamin												
Nominal Simpanan	Okt-13				Nop-13				Δ			
	Rekening	%	Nominal (Rp Miliar)	%	Rekening	%	Nominal (Rp Miliar)	%	Δ Rekening	%	Δ Nominal (Rp Miliar)	%
N ≤ 2 M	22.962	91,83%	5.846,76	9,79%	23.217	91,77%	6.066,24	9,87%	255	1,11%	219,48	3,75%
Rupiah	22.741	99,04%	5.769,01	98,67%	23.003	99,08%	5.992,96	98,79%	262	1,15%	223,96	3,88%
Valas	221	0,96%	77,75	1,33%	214	0,92%	73,28	1,21%	(7)	-3,17%	(4,48)	-5,76%
N > 2 M	2.044	8,17%	53.904,92	90,21%	2.083	8,23%	55.369,82	90,13%	39	1,91%	1.464,90	2,72%
Rupiah	1.885	92,22%	47.273,61	87,70%	1.922	92,27%	48.187,90	87,03%	37	1,96%	914,28	1,93%
Valas	159	7,78%	6.631,31	12,30%	161	7,73%	7.181,93	12,97%	2	1,26%	550,62	8,30%
Total	25.006	100,00%	59.751,68	100,00%	25.300	100,00%	61.436,06	100,00%	294	1,18%	1.684,38	2,82%
Rupiah	24.626	98,48%	53.042,62	88,77%	24.925	98,52%	54.180,86	88,19%	299	1,21%	1.138,24	2,15%
Valas	380	1,52%	6.709,06	11,23%	375	1,48%	7.255,20	11,81%	(5)	-1,32%	546,14	8,14%

Keterangan: Prosentase simpanan pada masing-masing segmen nominal simpanan merupakan prosentase terhadap total simpanan

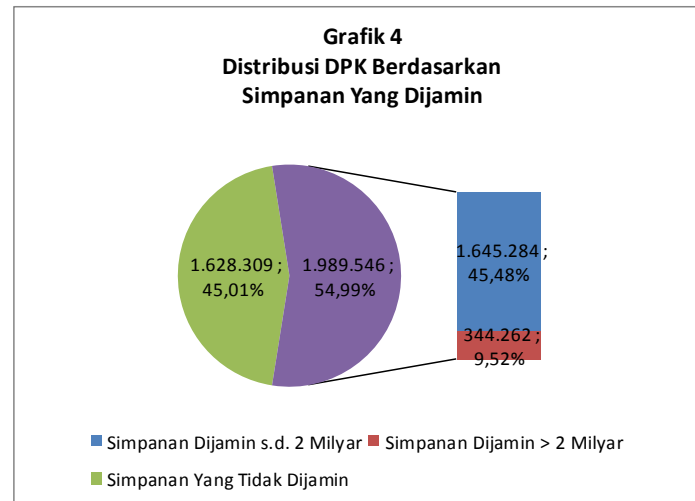
Tabel 9												
Total Simpanan Berdasarkan Nominal Yang Dijamin												
Nominal Simpanan	Okt-13				Nop-13				Δ			
	Rekening	%	Nominal (Rp Miliar)	%	Rekening	%	Nominal (Rp Miliar)	%	Δ Rekening	%	Δ Nominal (Rp Miliar)	%
N ≤ 2 M	133.911.344	99,87%	1.623.543,78	45,42%	140.335.980	99,88%	1.651.349,97	45,64%	6.424.636	4,80%	27.806,19	1,71%
Rupiah	132.886.627	99,23%	1.499.885,76	92,38%	139.313.397	99,27%	1.525.445,57	92,38%	6.426.770	4,84%	25.559,81	1,70%
Valas	1.024.717	0,77%	123.658,02	7,62%	1.022.583	0,73%	125.904,40	7,62%	(2.134)	-0,21%	2.246,38	1,82%
N > 2 M	171.502	0,13%	1.951.029,61	54,58%	174.214	0,12%	1.966.504,72	54,36%	2.712	1,58%	15.475,11	0,79%
Rupiah	141.513	82,51%	1.468.619,05	75,27%	143.894	82,60%	1.473.574,98	74,93%	2.381	1,68%	4.955,92	0,34%
Valas	29.989	17,49%	482.410,56	24,73%	30.320	17,40%	492.929,74	25,07%	331	1,10%	10.519,18	2,18%
Total	134.082.846	100,00%	3.574.573,39	100,00%	140.510.194	100,00%	3.617.854,69	100,00%	6.427.348	4,79%	43.281,29	1,21%
Rupiah	133.028.140	99,21%	2.968.504,81	83,05%	139.457.291	99,25%	2.999.020,55	82,89%	6.429.151	4,83%	30.515,73	1,03%
Valas	1.054.706	0,79%	606.068,58	16,95%	1.052.903	0,75%	618.834,14	17,11%	(1.803)	-0,17%	12.765,56	2,11%

Keterangan: Prosentase simpanan pada masing-masing segmen nominal simpanan merupakan prosentase terhadap total simpanan

V. DISTRIBUSI SIMPANAN YANG DIJAMIN

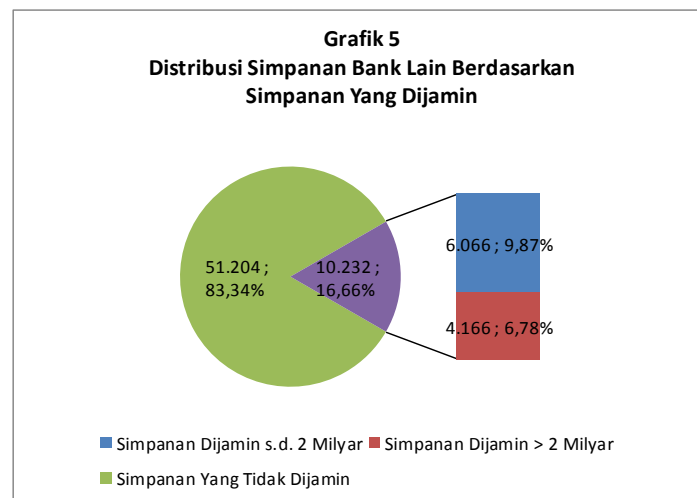
Tabel 10 DPK berdasarkan Simpanan yang Dijamin												
Nominal Simpanan	Okt-13				Nop-13				Δ			
	Rekening	%	Nominal (Rp Miliar)	%	Rekening	%	Nominal (Rp Miliar)	%	Δ Rekening	%	Δ Nominal (Rp Miliar)	%
N ≤ 2 M	133.888.382	99,87%	1.617.697,02	82,68%	140.312.763	99,88%	1.645.283,73	82,70%	6.424.381	4,80%	27.586,71	1,71%
Rupiah	132.863.886	99,23%	1.494.116,75	92,36%	139.290.394	99,27%	1.519.452,61	92,35%	6.426.508	4,84%	25.335,85	1,70%
Valas	1.024.496	0,77%	123.580,27	7,64%	1.022.369	0,73%	125.831,12	7,65%	(2.127)	-0,21%	2.250,86	1,82%
N > 2 M	169.458	0,13%	338.916,00	17,32%	172.131	0,12%	344.262,00	17,30%	2.673	1,58%	5.346,00	1,58%
Rupiah	139.628	82,40%	279.256,00	82,40%	141.972	82,48%	283.944,00	82,48%	2.344	1,68%	4.688,00	1,68%
Valas	29.830	17,60%	59.660,00	17,60%	30.159	17,52%	60.318,00	17,52%	329	1,10%	658,00	1,10%
Total	134.057.840	100,00%	1.956.613,02	100,00%	140.484.894	100,00%	1.989.545,73	100,00%	6.427.054	4,79%	32.932,71	1,68%
Rupiah	133.003.514	99,21%	1.773.372,75	90,63%	139.432.366	99,25%	1.803.396,61	90,64%	6.428.852	4,83%	30.023,85	1,69%
Valas	1.054.326	0,79%	183.240,27	9,37%	1.052.528	0,75%	186.149,12	9,36%	(1.798)	-0,17%	2.908,86	1,59%

Keterangan: Prosentase simpanan pada masing-masing segmen nominal simpanan merupakan prosentase terhadap total simpanan



Tabel 11 Simpanan Dari Bank Lain Berdasarkan Simpanan Yang Dijamin												
Nominal Simpanan	Okt-13				Nop-13				Δ			
	Rekening	%	Nominal (Rp Miliar)	%	Rekening	%	Nominal (Rp Miliar)	%	Δ Rekening	%	Δ Nominal (Rp Miliar)	%
N ≤ 2 M	22.962	91,83%	5.846,76	58,85%	23.217	91,77%	6.066,24	59,29%	255	1,11%	219,48	3,75%
Rupiah	22.741	99,04%	5.769,01	98,67%	23.003	99,08%	5.992,96	98,79%	262	1,15%	223,96	3,88%
Valas	221	0,96%	77,75	1,33%	214	0,92%	73,28	1,21%	(7)	-3,17%	(4,48)	-5,76%
N > 2 M	2.044	8,17%	4.088,00	41,15%	2.083	8,23%	4.166,00	40,71%	39	1,91%	78,00	1,91%
Rupiah	1.885	92,22%	3.770,00	92,22%	1.922	92,27%	3.844,00	92,27%	37	1,96%	74,00	1,96%
Valas	159	7,78%	318,00	7,78%	161	7,73%	322,00	7,73%	2	1,26%	4,00	1,26%
Total	25.006	100,00%	9.934,76	100,00%	25.300	100,00%	10.232,24	100,00%	294	1,18%	297,48	2,99%
Rupiah	24.626	98,48%	9.539,01	96,02%	24.925	98,52%	9.836,96	96,14%	299	1,21%	297,96	3,12%
Valas	380	1,52%	395,75	3,98%	375	1,48%	395,28	3,86%	(5)	-1,32%	(0,48)	-0,12%

Keterangan: Prosentase simpanan pada masing-masing segmen nominal simpanan merupakan prosentase terhadap total simpanan



Tabel 12 Total Simpanan Berdasarkan Simpanan Yang Dijamin												
Nominal Simpanan	Okt-13				Nop-13				Δ			
	Rekening	%	Nominal (Rp Miliar)	%	Rekening	%	Nominal (Rp Miliar)	%	Δ Rekening	%	Δ Nominal (Rp Miliar)	%
N ≤ 2 M	133.911.344	99,87%	1.623.543,78	82,56%	140.335.980	99,88%	1.651.349,97	82,58%	6.424.636	4,80%	27.806,19	1,71%
Rupiah	132.886.627	99,23%	1.499.885,76	92,38%	139.313.397	99,27%	1.525.445,57	92,38%	6.426.770	4,84%	25.559,81	1,70%
Valas	1.024.717	0,77%	123.658,02	7,62%	1.022.583	0,73%	125.904,40	7,62%	(2.134)	-0,21%	2.246,38	1,82%
N > 2 M	171.502	0,13%	343.004,00	17,44%	174.214	0,12%	348.428,00	17,42%	2.712	1,58%	5.424,00	1,58%
Rupiah	141.513	82,51%	283.026,00	82,51%	143.894	82,60%	287.788,00	82,60%	2.381	1,68%	4.762,00	1,68%
Valas	29.989	17,49%	59.978,00	17,49%	30.320	17,40%	60.640,00	17,40%	331	1,10%	662,00	1,10%
Total	134.082.846	100,00%	1.966.547,78	100,00%	140.510.194	100,00%	1.999.777,97	100,00%	6.427.348	4,79%	33.230,19	1,69%
Rupiah	133.028.140	99,21%	1.782.911,76	90,66%	139.457.291	99,25%	1.813.233,57	90,67%	6.429.151	4,83%	30.321,81	1,70%
Valas	1.054.706	0,79%	183.636,02	9,34%	1.052.903	0,75%	186.544,40	9,33%	(1.803)	-0,17%	2.908,38	1,58%

Keterangan: Prosentase simpanan pada masing-masing segmen nominal simpanan merupakan prosentase terhadap total simpanan

