



LEMBAGA
PENJAMIN
SIMPANAN

Indonesia
Deposit
Insurance
Corporation

Distribusi Simpanan Bank Umum

Oktober 2013

DAFTAR ISI

Keterangan

Total Simpanan dan Jumlah Rekening	Tabel 1	3
Pertumbuhan Total Simpanan dan Jumlah Rekening	Grafik 1	3
Tabel Pertumbuhan Simpanan dan Jumlah Rekening Year on Year	Tabel 1.1	4
Total Simpanan Berdasarkan Kepemilikan	Tabel 2	4
DPK Berdasarkan Jenis Simpanan	Tabel 3	5
Distribusi Nominal DPK Berdasarkan Jenis Simpanan	Grafik 2a	6
Distribusi Jumlah Rekening DPK Berdasarkan Jenis Simpanan	Grafik 2b	6
Simpanan Dari Bank Lain Berdasarkan Jenis Simpanan	Tabel 4	7
Distribusi Nominal Simpanan dari Bank Lain berdasarkan Jenis Simpanan	Grafik 3a	8
Distribusi Jumlah Rekening Simpanan dari Bank Lain berdasarkan Jenis Simpanan	Grafik 3b	8
DPK Berdasarkan segmen Nominal	Tabel 5	9
Simpanan dari Bank Lain berdasarkan segmen Nominal	Tabel 6	10
DPK berdasarkan Nominal Yang Dijamin	Tabel 7	11
Simpanan dari Bank Lain berdasarkan Nominal Yang Dijamin	Tabel 8	12
Total Simpanan berdasarkan Nominal yang Dijamin	Tabel 9	13
DPK berdasarkan Simpanan yang Dijamin	Tabel 10	14
Distribusi DPK berdasarkan Simpanan yang Dijamin	Grafik 4	14
Simpanan dari Bank Lain berdasarkan Simpanan yang Dijamin	Tabel 11	15
Distribusi Simpanan dari Bank Lain berdasarkan Simpanan yang Dijamin	Grafik 5	15
Total Simpanan berdasarkan Simpanan yang Dijamin	Tabel 12	16
Distribusi Total Simpanan berdasarkan Simpanan yang Dijamin	Grafik 6	16

KETERANGAN

Sumber Data

Data yang digunakan bersumber dari Laporan Posisi Simpanan yang disampaikan oleh bank kepada Lembaga Penjamin Simpanan.

Definisi

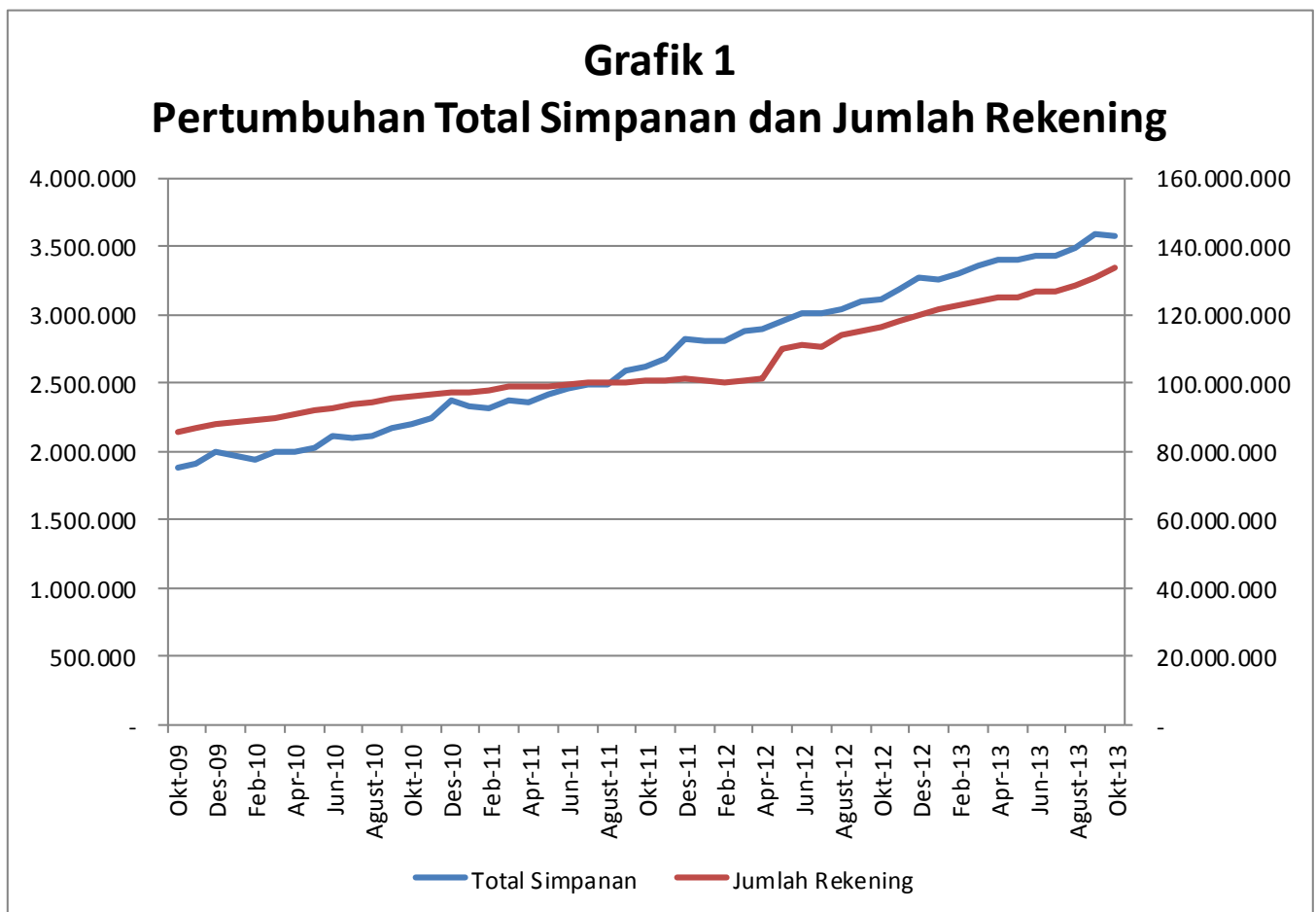
Simpanan meliputi Dana Pihak Ketiga dan simpanan dari bank lain.

Simpanan Yang Dijamin meliputi: a. seluruh simpanan yang nominalnya \leq Rp2 Miliar; b. proporsi simpanan yang dijamin (Rp2 Miliar) dari seluruh simpanan dengan nominal di atas Rp2 Miliar.

I. PERTUMBUHAN TOTAL SIMPANAN DAN JUMLAH REKENING PADA BANK UMUM

Tabel 1
Total Simpanan dan Jumlah Rekening

Bulan	2009		2010		2011		2012		2013	
	Rekening	Nominal (Rp Miliar)	Rekening	Nominal (Rp Miliar)	Rekening	Nominal (Rp Miliar)	Rekening	Nominal (Rp Miliar)	Rekening	Nominal (Rp Miliar)
Januari	82.796.506	1.760.227,18	88.480.348	1.966.836,06	97.500.965	2.330.579,53	100.995.991	2.812.388,54	120.846.777	3.253.000,21
Februari	82.558.402	1.783.743,21	89.097.749	1.948.440,83	98.091.890	2.316.084,58	100.339.507	2.809.349,44	121.930.266	3.265.246,53
Maret	82.864.439	1.798.126,33	90.108.129	2.000.608,70	98.809.698	2.381.977,94	101.097.601	2.879.533,85	123.124.821	3.307.495,08
April	83.816.417	1.791.613,78	90.838.036	1.999.163,25	99.360.056	2.368.030,02	101.531.209	2.894.012,62	124.229.263	3.360.137,91
Mei	83.191.216	1.796.570,84	91.956.415	2.029.219,63	99.237.439	2.424.450,11	110.120.237	2.958.972,39	125.424.329	3.399.579,70
Juni	83.428.901	1.834.702,38	92.907.696	2.113.484,33	99.553.678	2.467.293,90	111.011.366	3.010.180,98	126.795.614	3.434.159,29
Juli	84.011.868	1.820.084,23	93.937.955	2.104.264,85	99.992.834	2.494.705,98	112.124.718	3.011.850,23	127.809.412	3.447.375,48
Agustus	84.913.166	1.860.209,93	94.540.213	2.113.793,52	100.162.979	2.492.507,44	113.534.001	3.037.802,64	128.817.609	3.496.755,58
September	86.454.361	1.870.941,16	95.595.059	2.170.410,30	100.324.722	2.586.979,78	115.525.552	3.104.250,57	130.943.737	3.599.132,84
Oktober	86.011.880	1.877.601,44	96.115.812	2.201.834,15	100.681.831	2.625.158,05	116.426.607	3.119.552,30	134.082.846	3.574.573,39
Nopember	87.092.871	1.913.654,40	96.615.824	2.241.793,63	101.115.423	2.684.747,23	118.364.092	3.182.866,86		
Desember	88.086.017	1.995.789,56	97.204.863	2.370.982,77	101.503.564	2.830.322,74	119.917.930	3.277.154,34		



Tabel 1.1						
Pertumbuhan Simpanan dan Rekening Year on Year (YoY)						
Tahun	Rekening	Nominal (Rp Miliar)	Δ Rekening		Δ Nominal (Rp Miliar)	
2009	88.086.017	1.995.789,56	5.360.087	6,48%	227.174,23	12,84%
2010	97.204.863	2.370.982,77	9.118.846	10,35%	375.193,21	18,80%
2011	101.503.564	2.830.322,74	4.298.701	4,42%	459.339,98	19,37%
2012	119.917.930	3.277.154,34	18.414.366	18,14%	446.831,60	15,79%
2013*)	134.082.846	3.574.573,39	14.164.916	11,81%	297.419,05	9,08%

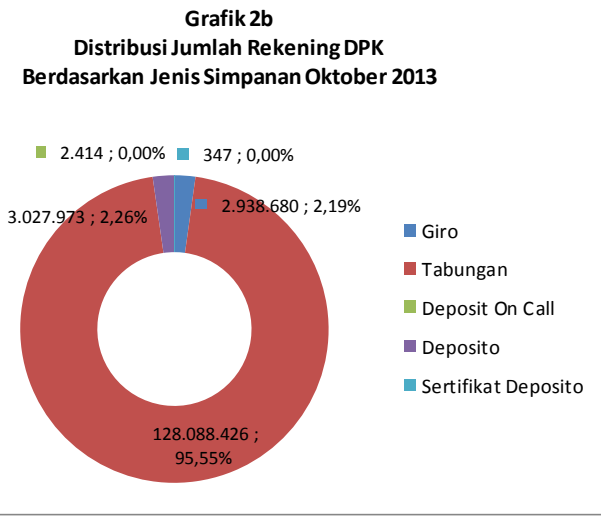
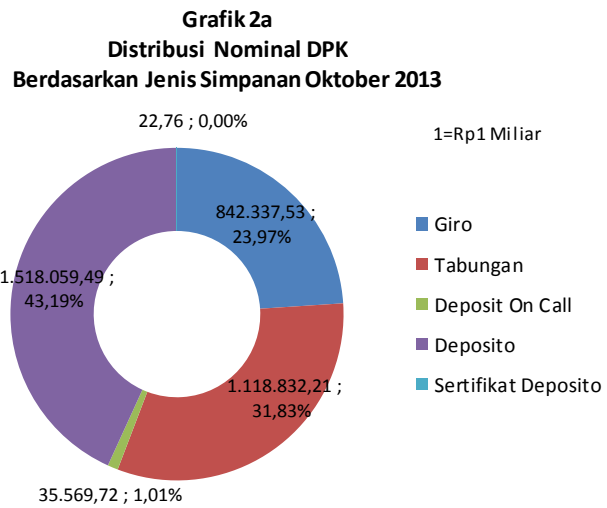
Keterangan: *) data sampai Bulan Oktober Tahun 2013

II. DISTRIBUSI SIMPANAN BERDASARKAN JENIS SIMPANAN

Tabel 2						
Total Simpanan Berdasarkan Kepemilikan						
Jenis Simpanan	Sep-13		Okt-13		Δ	
	Rekening	Nominal (Rp Miliar)	Rekening	Nominal (Rp Miliar)	Δ Rekening	Δ Nominal (Rp Miliar)
DPK						
Giro	2.926.173	858.168,81	2.938.680	842.337,53	12.507,00	(15.831,28)
Tabungan	124.982.786	1.124.637,59	128.088.426	1.118.832,21	3.105.640,00	(5.805,39)
Deposit On Call	3.178	36.648,53	2.414	35.569,72	(764,00)	(1.078,81)
Deposito	3.006.267	1.511.637,51	3.027.973	1.518.059,49	21.706,00	6.421,98
Sertifikat Deposito	363	22,68	347	22,76	(16,00)	0,08
Sub Total	130.918.767	3.531.115,13	134.057.840	3.514.821,71	3.139.073	(16.293,42)
Simpanan Bank Lain						
Giro	9.545	23.365,86	9.467	21.243,37	(78)	(2.122,49)
Tabungan	7.254	3.167,32	7.175	3.222,13	(79)	54,81
Deposit On Call	260	24.464,11	230	19.503,32	(30)	(4.960,79)
Deposito	7.911	17.020,42	8.134	15.782,87	223	(1.237,56)
Sertifikat Deposito	-	-	-	-	-	-
Sub Total	24.970	68.017,72	25.006	59.751,68	36	(8.266,03)
Total	130.943.737	3.599.132,84	134.082.846	3.574.573,39	3.139.109	(24.559,45)

Tabel 3												
DPK Berdasarkan Jenis Simpanan												
Jenis Simpanan	Sep-13				Okt-13				Δ			
	Rekening	%	Nominal (Rp Miliar)	%	Rekening	%	Nominal (Rp Miliar)	%	Δ Rekening	%	Δ Nominal (Rp Miliar)	%
Giro	2.926.173	2,24%	858.168,81	24,30%	2.938.680	2,19%	842.337,53	23,97%	12.507	0,43%	(15.831,28)	-1,84%
Rupiah	2.629.407	89,86%	588.660,30	68,59%	2.641.607	89,89%	572.143,83	67,92%	12.200	0,46%	(16.516,46)	-2,81%
Valas	296.766	10,14%	269.508,51	31,41%	297.073	10,11%	270.193,69	32,08%	307	0,10%	685,18	0,25%
Tabungan	124.982.786	95,47%	1.124.637,59	31,85%	128.088.426	95,55%	1.118.832,21	31,83%	3.105.640	2,48%	(5.805,39)	-0,52%
Rupiah	124.392.434	99,53%	1.042.019,48	92,65%	127.496.022	99,54%	1.035.660,71	92,57%	3.103.588	2,49%	(6.358,77)	-0,61%
Valas	590.352	0,47%	82.618,11	7,35%	592.404	0,46%	83.171,50	7,43%	2.052	0,35%	553,39	0,67%
Deposit on Call	3.178	0,00%	36.648,53	1,04%	2.414	0,00%	35.569,72	1,01%	(764)	-24,04%	(1.078,81)	-2,94%
Rupiah	2.888	90,87%	25.965,38	70,85%	2.120	87,82%	24.175,13	67,97%	(768)	-26,59%	(1.790,24)	-6,89%
Valas	290	9,13%	10.683,16	29,15%	294	12,18%	11.394,59	32,03%	4	1,38%	711,43	6,66%
Deposito	3.006.267	2,30%	1.511.637,51	42,81%	3.027.973	2,26%	1.518.059,49	43,19%	21.706	0,72%	6.421,98	0,42%
Rupiah	2.843.817	94,60%	1.262.806,91	83,54%	2.863.418	94,57%	1.283.459,75	84,55%	19.601	0,69%	20.652,84	1,64%
Valas	162.450	5,40%	248.830,61	16,46%	164.555	5,43%	234.599,74	15,45%	2.105	1,30%	(14.230,87)	-5,72%
Sertifikat Deposito	363	0,00%	22,68	0,00%	347	0,00%	22,76	0,00%	(16)	-4,41%	0,08	0,35%
Rupiah	363	100,00%	22,68	100,00%	347	100,00%	22,76	100,00%	(16)	-4,41%	0,08	0,35%
Valas	-	0,00%	-	0,00%	-	0,00%	-	0,00%	-	0,00%	-	0,00%
Total	130.918.767	100,00%	3.531.115,13	100,00%	134.057.840	100,00%	3.514.821,71	100,00%	3.139.073	2,40%	(16.293,42)	-0,46%
Rupiah	129.868.909	99,20%	2.919.475	82,68%	133.003.514	99,21%	2.915.462,19	82,95%	3.134.605	2,41%	(4.012,55)	-0,14%
Valas	1.049.858	0,80%	611.640	17,32%	1.054.326	0,79%	599.359,52	17,05%	4.468	0,43%	(12.280,87)	-2,01%

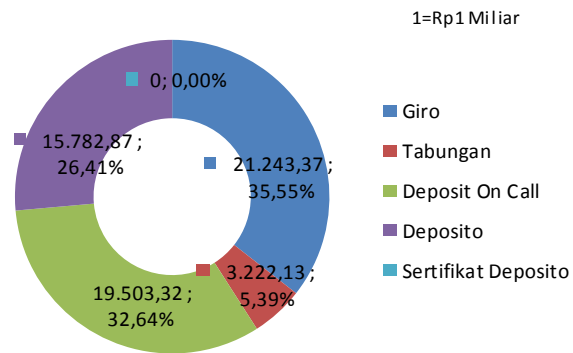
Keterangan: Prosentase simpanan pada masing-masing jenis simpanan merupakan prosentase terhadap total simpanan



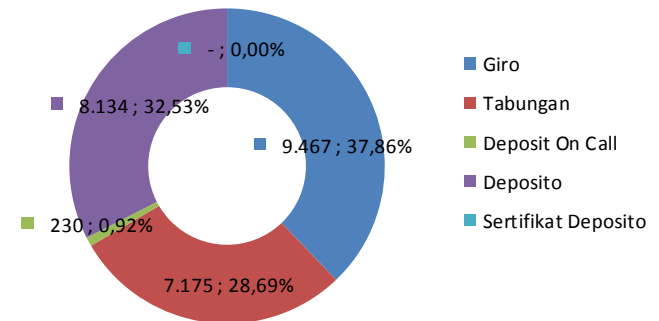
Tabel 4												
Simpanan Dari Bank Lain Berdasarkan Jenis Simpanan												
Jenis Simpanan	Sep-13				Okt-13				Δ			
	Rekening	%	Nominal (Rp Miliar)	%	Rekening	%	Nominal (Rp Miliar)	%	Δ Rekening	%	Δ Nominal (Rp Miliar)	%
Giro	9.545	38,23%	23.365,86	34,35%	9.467	37,86%	21.243,37	35,55%	(78)	-0,82%	(2.122,49)	-9,08%
Rupiah	9.202	96,41%	16.745,91	71,67%	9.108	96,21%	15.386,88	72,43%	(94)	-1,02%	(1.359,02)	-8,12%
Valas	343	3,59%	6.619,96	28,33%	359	3,79%	5.856,49	27,57%	16	4,66%	(763,47)	-11,53%
Tabungan	7.254	29,05%	3.167,32	4,66%	7.175	28,69%	3.222,13	5,39%	(79)	-1,09%	54,81	1,73%
Rupiah	7.245	99,88%	3.120,90	98,53%	7.169	99,92%	3.176,90	98,60%	(76)	-1,05%	55,99	1,79%
Valas	9	0,12%	46,42	1,47%	6	0,08%	45,23	1,40%	(3)	-33,33%	(1,18)	-2,55%
Deposit on Call	260	1,04%	24.464,11	35,97%	230	0,92%	19.503,32	32,64%	(30)	-11,54%	(4.960,79)	-20,28%
Rupiah	260	100,00%	24.464,11	100,00%	230	100,00%	19.503,32	100,00%	(30)	-11,54%	(4.960,79)	-20,28%
Valas	-	0,00%	-	0,00%	-	0,00%	-	0,00%	-	0,00%	-	0,00%
Deposito	7.911	31,68%	17.020,42	25,02%	8.134	32,53%	15.782,87	26,41%	223	2,82%	(1.237,56)	-7,27%
Rupiah	7.880	99,61%	16.121,58	94,72%	8.119	99,82%	14.975,52	94,88%	239	3,03%	(1.146,05)	-7,11%
Valas	31	0,39%	898,85	5,28%	15	0,18%	807,34	5,12%	(16)	-51,61%	(91,50)	-10,18%
Sertifikat Deposito	-	0,00%	-	0,00%	-	0,00%	-	0,00%	-	0,00%	-	0,00%
Rupiah	-	0,00%	-	0,00%	-	0,00%	-	0,00%	-	0,00%	-	0,00%
Valas	-	0,00%	-	0,00%	-	0,00%	-	0,00%	-	0,00%	-	0,00%
Total	24.970	100,00%	68.017,72	100,00%	25.006	100,00%	59.751,68	100,00%	36	0,14%	(8.266,03)	-12,15%
Rupiah	24.587	98,47%	60.452,50	88,88%	24.626	98,48%	53.042,62	88,77%	39	0,16%	(7.409,88)	-12,26%
Valas	383	1,53%	7.565,22	11,12%	380	1,52%	6.709,06	11,23%	(3)	-0,78%	(856,16)	-11,32%

Keterangan: Prosentase simpanan pada masing-masing jenis simpanan merupakan prosentase terhadap total simpanan

Grafik 3a
Distribusi Nominal Simpanan Dari Bank Lain Berdasarkan
Jenis Simpanan Oktober 2013



Grafik 3b
Distribusi Jumlah Rekening Simpanan Dari Bank Lain
Berdasarkan Jenis Simpanan Oktober 2013



III. DISTRIBUSI SIMPANAN BERDASARKAN SEGMENT NOMINAL SIMPANAN

Tabel 5 DPK Berdasarkan Segmen Nominal												
Nominal Simpanan	Sep-13				Okt-13				Δ			
	Rekening	%	Nominal (Rp Miliar)	%	Rekening	%	Nominal (Rp Miliar)	%	Δ Rekening	%	Δ Nominal (Rp Miliar)	%
N ≤ 100 Jt	127.733.160	97,57%	534.175,34	15,13%	130.891.508	97,64%	541.672,46	15,41%	3.158.348	2,47%	7.497,12	1,40%
Rupiah	126.979.642	99,41%	520.106,54	97,37%	130.133.756	99,42%	527.641,63	97,41%	3.154.114	2,48%	7.535,09	1,45%
Valas	753.518	0,59%	14.068,80	2,63%	757.752	0,58%	14.030,83	2,59%	4.234	0,56%	(37,97)	-0,27%
100 Jt < N ≤ 200 Jt	1.450.383	1,11%	197.617,60	5,60%	1.441.842	1,08%	199.257,94	5,67%	(8.541)	-0,59%	1.640,34	0,83%
Rupiah	1.344.258	92,68%	183.009,86	92,61%	1.335.340	92,61%	184.725,50	92,71%	(8.918)	-0,66%	1.715,64	0,94%
Valas	106.125	7,32%	14.607,74	7,39%	106.502	7,39%	14.532,45	7,29%	377	0,36%	(75,30)	-0,52%
200 Jt < N ≤ 500 Jt	956.074	0,73%	305.432,68	8,65%	955.035	0,71%	304.788,02	8,67%	(1.039)	-0,11%	(644,66)	-0,21%
Rupiah	867.273	90,71%	277.591,61	90,88%	866.595	90,74%	277.203,70	90,95%	(678)	-0,08%	(387,91)	-0,14%
Valas	88.801	9,29%	27.841,08	9,12%	88.440	9,26%	27.584,32	9,05%	(361)	-0,41%	(256,76)	-0,92%
500 Jt < N ≤ 1 M	402.540	0,31%	293.395,22	8,31%	395.669	0,30%	290.662,84	8,27%	(6.871)	-1,71%	(2.732,38)	-0,93%
Rupiah	358.010	88,94%	262.703,36	89,54%	351.359	88,80%	260.064,07	89,47%	(6.651)	-1,86%	(2.639,28)	-1,00%
Valas	44.530	11,06%	30.691,86	10,46%	44.310	11,20%	30.598,76	10,53%	(220)	-0,49%	(93,10)	-0,30%
1 M < N ≤ 2 M	205.772	0,16%	283.578,67	8,03%	204.328	0,15%	281.315,76	8,00%	(1.444)	-0,70%	(2.262,92)	-0,80%
Rupiah	178.273	86,64%	246.332,22	86,87%	176.836	86,55%	244.481,85	86,91%	(1.437)	-0,81%	(1.850,37)	-0,75%
Valas	27.499	13,36%	37.246,45	13,13%	27.492	13,45%	36.833,91	13,09%	(7)	-0,03%	(412,55)	-1,11%
2 M < N ≤ 5 M	107.710	0,08%	339.427,08	9,61%	106.707	0,08%	334.211,71	9,51%	(1.003)	-0,93%	(5.215,37)	-1,54%
Rupiah	91.777	85,21%	290.505,39	85,59%	90.615	84,92%	285.199,59	85,34%	(1.162)	-1,27%	(5.305,80)	-1,83%
Valas	15.933	14,79%	48.921,69	14,41%	16.092	15,08%	49.012,12	14,66%	159	1,00%	90,43	0,18%
N > 5 M	63.128	0,05%	1.577.488,54	44,67%	62.751	0,05%	1.562.912,98	44,47%	(377)	-0,60%	(14.575,56)	-0,92%
Rupiah	49.676	78,69%	1.139.225,77	72,22%	49.013	78,11%	1.136.145,85	72,69%	(663)	-1,33%	(3.079,93)	-0,27%
Valas	13.452	21,31%	438.262,76	27,78%	13.738	21,89%	426.767,13	27,31%	286	2,13%	(11.495,63)	-2,62%
Total	130.918.767	100,00%	3.531.115,13	100,00%	134.057.840	100,00%	3.514.821,71	100,00%	3.139.073	2,40%	(16.293,42)	-0,46%
Rupiah	129.868.909	99,20%	2.919.474,74	82,68%	133.003.514	99,21%	2.915.462,19	82,95%	3.134.605	2,41%	(4.012,55)	-0,14%
Valas	1.049.858	0,80%	611.640,38	17,32%	1.054.326	0,79%	599.359,52	17,05%	4.468	0,43%	(12.280,87)	-2,01%

Keterangan: Prosentase simpanan pada masing-masing segmen nominal simpanan merupakan prosentase terhadap total simpanan

Tabel 6												
Simpanan Dari Bank Lain Berdasarkan Segmen Nominal												
Nominal Simpanan	Sep-13				Okt-13				Δ			
	Rekening	%	Nominal (Rp Miliar)	%	Rekening	%	Nominal (Rp Miliar)	%	Δ Rekening	%	Δ Nominal (Rp Miliar)	%
N ≤ 100 Jt	13.374	53,56%	359,91	0,53%	13.299	53,18%	329,65	0,55%	(75)	-0,56%	(30,26)	-8,41%
Rupiah	13.244	99,03%	357,25	99,26%	13.187	99,16%	326,99	99,19%	(57)	-0,43%	(30,25)	-8,47%
Valas	130	0,97%	2,67	0,74%	112	0,84%	2,65	0,81%	(18)	-13,85%	(0,01)	-0,45%
100 Jt < N ≤ 200 Jt	2.497	10,00%	354,90	0,52%	2.516	10,06%	354,59	0,59%	19	0,76%	(0,31)	-0,09%
Rupiah	2.481	99,36%	352,64	99,36%	2.495	99,17%	351,04	99,00%	14	0,56%	(1,61)	-0,46%
Valas	16	0,64%	2,26	0,64%	21	0,83%	3,56	1,00%	5	31,25%	1,30	57,43%
200 Jt < N ≤ 500 Jt	3.246	13,00%	1.099,74	1,62%	3.251	13,00%	1.098,94	1,84%	5	0,15%	(0,80)	-0,07%
Rupiah	3.216	99,08%	1.090,17	99,13%	3.218	98,98%	1.087,88	98,99%	2	0,06%	(2,29)	-0,21%
Valas	30	0,92%	9,57	0,87%	33	1,02%	11,05	1,01%	3	10,00%	1,49	15,55%
500 Jt < N ≤ 1 M	2.273	9,10%	1.824,60	2,68%	2.406	9,62%	1.949,47	3,26%	133	5,85%	124,87	6,84%
Rupiah	2.245	98,77%	1.804,33	98,89%	2.381	98,96%	1.932,71	99,14%	136	6,06%	128,38	7,11%
Valas	28	1,23%	20,26	1,11%	25	1,04%	16,76	0,86%	(3)	-10,71%	(3,50)	-17,29%
1 M < N ≤ 2 M	1.512	6,06%	2.129,97	3,13%	1.490	5,96%	2.114,11	3,54%	(22)	-1,46%	(15,86)	-0,74%
Rupiah	1.490	98,54%	2.100,74	98,63%	1.460	97,99%	2.070,38	97,93%	(30)	-2,01%	(30,35)	-1,44%
Valas	22	1,46%	29,23	1,37%	30	2,01%	43,73	2,07%	8	36,36%	14,50	49,59%
2 M < N ≤ 5 M	945	3,78%	3.086,92	4,54%	954	3,82%	3.098,48	5,19%	9	0,95%	11,56	0,37%
Rupiah	909	96,19%	2.968,03	96,15%	918	96,23%	2.981,55	96,23%	9	0,99%	13,53	0,46%
Valas	36	3,81%	118,89	3,85%	36	3,77%	116,93	3,77%	-	0,00%	(1,96)	-1,65%
N > 5 M	1.123	4,50%	59.161,68	86,98%	1.090	4,36%	50.806,44	85,03%	(33)	-2,94%	(8.355,24)	-14,12%
Rupiah	1.002	89,23%	51.779,34	87,52%	967	88,72%	44.292,06	87,18%	(35)	-3,49%	(7.487,28)	-14,46%
Valas	121	10,77%	7.382,34	12,48%	123	11,28%	6.514,38	12,82%	2	1,65%	(867,96)	-11,76%
Total	24.970	100,00%	68.017,72	100,00%	25.006	100,00%	59.751,68	100,00%	36	0,14%	(8.266,03)	-12,15%
Rupiah	24.587	98,47%	60.452,50	88,88%	24.626	98,48%	53.042,62	88,77%	39	0,16%	(7.409,88)	-12,26%
Valas	383	1,53%	7.565,22	11,12%	380	1,52%	6.709,06	11,23%	(3)	-0,78%	(856,16)	-11,32%

Keterangan: Prosentase simpanan pada masing-masing segmen nominal simpanan merupakan prosentase terhadap total simpanan

IV. DISTRIBUSI SIMPANAN BERDASARKAN NOMINAL SIMPANAN YANG DIJAMIN (Rp2 MILIAR)

Tabel 7 DPK Berdasarkan Nominal Yang Dijamin												
Nominal Simpanan	Sep-13				Okt-13				Δ			
	Rekening	%	Nominal (Rp Miliar)	%	Rekening	%	Nominal (Rp Miliar)	%	Δ Rekening	%	Δ Nominal (Rp Miliar)	%
N ≤ 2 M	130.747.929	99,87%	1.614.199,52	45,71%	133.888.382	99,87%	1.617.697,02	46,03%	3.140.453	2,40%	3.497,50	0,22%
Rupiah	129.727.456	99,22%	1.489.743,59	92,29%	132.863.886	99,23%	1.494.116,75	92,36%	3.136.430	2,42%	4.373,17	0,29%
Valas	1.020.473	0,78%	124.455,93	7,71%	1.024.496	0,77%	123.580,27	7,64%	4.023	0,39%	(875,66)	-0,70%
N > 2 M	170.838	0,13%	1.916.915,61	54,29%	169.458	0,13%	1.897.124,69	53,97%	(1.380)	-0,81%	(19.790,92)	-1,03%
Rupiah	141.453	82,80%	1.429.731,16	74,58%	139.628	82,40%	1.421.345,44	74,92%	(1.825)	-1,29%	(8.385,72)	-0,59%
Valas	29.385	17,20%	487.184,45	25,42%	29.830	17,60%	475.779,25	25,08%	445	1,51%	(11.405,20)	-2,34%
Total	130.918.767	100,00%	3.531.115,13	100,00%	134.057.840	100,00%	3.514.821,71	100,00%	3.139.073	2,40%	(16.293,42)	-0,46%
Rupiah	129.868.909	99,20%	2.919.474,74	82,68%	133.003.514	99,21%	2.915.462,19	82,95%	3.134.605	2,41%	(4.012,55)	-0,14%
Valas	1.049.858	0,80%	611.640,38	17,32%	1.054.326	0,79%	599.359,52	17,05%	4.468	0,43%	(12.280,87)	-2,01%

Keterangan: Prosentase simpanan pada masing-masing segmen nominal simpanan merupakan prosentase terhadap total simpanan

Tabel 8 Simpanan Dari Bank Lain Berdasarkan Nominal Yang Dijamin												
Nominal Simpanan	Sep-13				Okt-13				Δ			
	Rekening	%	Nominal (Rp Miliar)	%	Rekening	%	Nominal (Rp Miliar)	%	Δ Rekening	%	Δ Nominal (Rp Miliar)	%
N ≤ 2 M	22.902	91,72%	5.769,12	8,48%	22.962	91,83%	5.846,76	9,79%	60	0,26%	77,65	1,35%
Rupiah	22.676	99,01%	5.705,13	98,89%	22.741	99,04%	5.769,01	98,67%	65	0,29%	63,88	1,12%
Valas	226	0,99%	63,99	1,11%	221	0,96%	77,75	1,33%	(5)	-2,21%	13,77	21,52%
N > 2 M	2.068	8,28%	62.248,60	91,52%	2.044	8,17%	53.904,92	90,21%	(24)	-1,16%	(8.343,68)	-13,40%
Rupiah	1.911	92,41%	54.747,37	87,95%	1.885	92,22%	47.273,61	87,70%	(26)	-1,36%	(7.473,75)	-13,65%
Valas	157	7,59%	7.501,23	12,05%	159	7,78%	6.631,31	12,30%	2	1,27%	(869,92)	-11,60%
Total	24.970	100,00%	68.017,72	100,00%	25.006	100,00%	59.751,68	100,00%	36	0,14%	(8.266,03)	-12,15%
Rupiah	24.587	98,47%	60.452,50	88,88%	24.626	98,48%	53.042,62	88,77%	39	0,16%	(7.409,88)	-12,26%
Valas	383	1,53%	7.565,22	11,12%	380	1,52%	6.709,06	11,23%	(3)	-0,78%	(856,16)	-11,32%

Keterangan: Prosentase simpanan pada masing-masing segmen nominal simpanan merupakan prosentase terhadap total simpanan

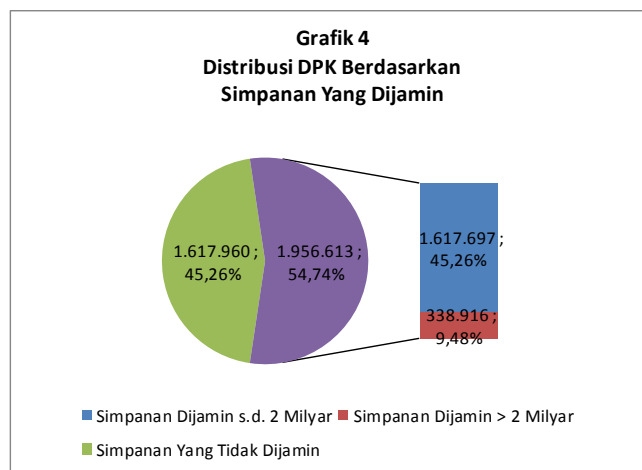
Tabel 9 Total Simpanan Berdasarkan Nominal Yang Dijamin												
Nominal Simpanan	Sep-13				Okt-13				Δ			
	Rekening	%	Nominal (Rp Miliar)	%	Rekening	%	Nominal (Rp Miliar)	%	Δ Rekening	%	Δ Nominal (Rp Miliar)	%
N ≤ 2 M	130.770.831	99,87%	1.619.968,63	45,01%	133.911.344	99,87%	1.623.543,78	45,42%	3.140.513	2,40%	3.575,15	0,22%
Rupiah	129.750.132	99,22%	1.495.448,72	92,31%	132.886.627	99,23%	1.499.885,76	92,38%	3.136.495	2,42%	4.437,05	0,30%
Valas	1.020.699	0,78%	124.519,92	7,69%	1.024.717	0,77%	123.658,02	7,62%	4.018	0,39%	(861,90)	-0,69%
N > 2 M	172.906	0,13%	1.979.164,21	54,99%	171.502	0,13%	1.951.029,61	54,58%	(1.404)	-0,81%	(28.134,60)	-1,42%
Rupiah	143.364	82,91%	1.484.478,53	75,01%	141.513	82,51%	1.468.619,05	75,27%	(1.851)	-1,29%	(15.859,47)	-1,07%
Valas	29.542	17,09%	494.685,69	24,99%	29.989	17,49%	482.410,56	24,73%	447	1,51%	(12.275,12)	-2,48%
Total	130.943.737	100,00%	3.599.132,84	100,00%	134.082.846	100,00%	3.574.573,39	100,00%	3.139.109	2,40%	(24.559,45)	-0,68%
Rupiah	129.893.496	99,20%	2.979.927,24	82,80%	133.028.140	99,21%	2.968.504,81	83,05%	3.134.644	2,41%	(11.422,43)	-0,38%
Valas	1.050.241	0,80%	619.205,60	17,20%	1.054.706	0,79%	606.068,58	16,95%	4.465	0,43%	(13.137,02)	-2,12%

Keterangan: Prosentase simpanan pada masing-masing segmen nominal simpanan merupakan prosentase terhadap total simpanan

V. DISTRIBUSI SIMPANAN YANG DIJAMIN

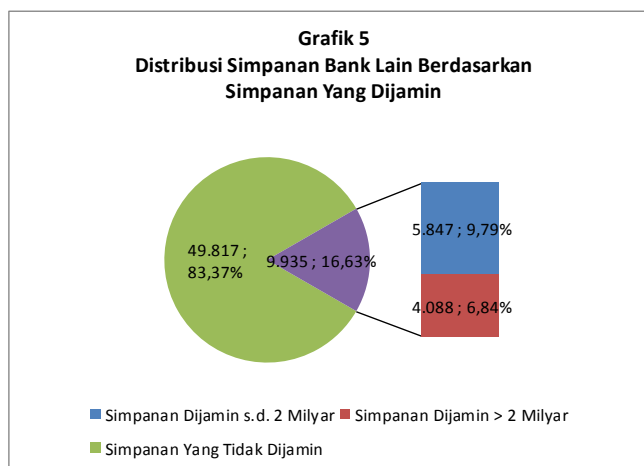
Tabel 10 DPK berdasarkan Simpanan yang Dijamin												
Nominal Simpanan	Sep-13				Okt-13				Δ			
	Rekening	%	Nominal (Rp Miliar)	%	Rekening	%	Nominal (Rp Miliar)	%	Δ Rekening	%	Δ Nominal (Rp Miliar)	%
N ≤ 2 M	130.747.929	99,87%	1.614.199,52	82,53%	133.888.382	99,87%	1.617.697,02	82,68%	3.140.453	2,40%	3.497,50	0,22%
Rupiah	129.727.456	99,22%	1.489.743,59	92,29%	132.863.886	99,23%	1.494.116,75	92,36%	3.136.430	2,42%	4.373,17	0,29%
Valas	1.020.473	0,78%	124.455,93	7,71%	1.024.496	0,77%	123.580,27	7,64%	4.023	0,39%	(875,66)	-0,70%
N > 2 M	170.838	0,13%	341.676,00	17,47%	169.458	0,13%	338.916,00	17,32%	(1.380)	-0,81%	(2.760,00)	-0,81%
Rupiah	141.453	82,80%	282.906,00	82,80%	139.628	82,40%	279.256,00	82,40%	(1.825)	-1,29%	(3.650,00)	-1,29%
Valas	29.385	17,20%	58.770,00	17,20%	29.830	17,60%	59.660,00	17,60%	445	1,51%	890,00	1,51%
Total	130.918.767	100,00%	1.955.875,52	100,00%	134.057.840	100,00%	1.956.613,02	100,00%	3.139.073	2,40%	737,50	0,04%
Rupiah	129.868.909	99,20%	1.772.649,59	90,63%	133.003.514	99,21%	1.773.372,75	90,63%	3.134.605	2,41%	723,17	0,04%
Valas	1.049.858	0,80%	183.225,93	9,37%	1.054.326	0,79%	183.240,27	9,37%	4.468	0,43%	14,34	0,01%

Keterangan: Prosentase simpanan pada masing-masing segmen nominal simpanan merupakan prosentase terhadap total simpanan



Tabel 11 Simpanan Dari Bank Lain Berdasarkan Simpanan Yang Dijamin												
Nominal Simpanan	Sep-13				Okt-13				Δ			
	Rekening	%	Nominal (Rp Miliar)	%	Rekening	%	Nominal (Rp Miliar)	%	Δ Rekening	%	Δ Nominal (Rp Miliar)	%
N ≤ 2 M	22.902	91,72%	5.769,12	58,24%	22.962	91,83%	5.846,76	58,85%	60	0,26%	77,65	1,35%
Rupiah	22.676	99,01%	5.705,13	98,89%	22.741	99,04%	5.769,01	98,67%	65	0,29%	63,88	1,12%
Valas	226	0,99%	63,99	1,11%	221	0,96%	77,75	1,33%	(5)	-2,21%	13,77	21,52%
N > 2 M	2.068	8,28%	4.136,00	41,76%	2.044	8,17%	4.088,00	41,15%	(24)	-1,16%	(48,00)	-1,16%
Rupiah	1.911	92,41%	3.822,00	92,41%	1.885	92,22%	3.770,00	92,22%	(26)	-1,36%	(52,00)	-1,36%
Valas	157	7,59%	314,00	7,59%	159	7,78%	318,00	7,78%	2	1,27%	4,00	1,27%
Total	24.970	100,00%	9.905,12	100,00%	25.006	100,00%	9.934,76	100,00%	36	0,14%	29,65	0,30%
Rupiah	24.587	98,47%	9.527,13	96,18%	24.626	98,48%	9.539,01	96,02%	39	0,16%	11,88	0,12%
Valas	383	1,53%	377,99	3,82%	380	1,52%	395,75	3,98%	(3)	-0,78%	17,77	4,70%

Keterangan: Prosentase simpanan pada masing-masing segmen nominal simpanan merupakan prosentase terhadap total simpanan



Tabel 12 Total Simpanan Berdasarkan Simpanan Yang Dijamin												
Nominal Simpanan	Sep-13				Okt-13				Δ			
	Rekening	%	Nominal (Rp Miliar)	%	Rekening	%	Nominal (Rp Miliar)	%	Δ Rekening	%	Δ Nominal (Rp Miliar)	%
N ≤ 2 M	130.770.831	99,87%	1.619.968,63	82,41%	133.911.344	99,87%	1.623.543,78	82,56%	3.140.513	2,40%	3.575,15	0,22%
Rupiah	129.750.132	99,22%	1.495.448,72	92,31%	132.886.627	99,23%	1.499.885,76	92,38%	3.136.495	2,42%	4.437,05	0,30%
Valas	1.020.699	0,78%	124.519,92	7,69%	1.024.717	0,77%	123.658,02	7,62%	4.018	0,39%	(861,90)	-0,69%
N > 2 M	172.906	0,13%	345.812,00	17,59%	171.502	0,13%	343.004,00	17,44%	(1.404)	-0,81%	(2.808,00)	-0,81%
Rupiah	143.364	82,91%	286.728,00	82,91%	141.513	82,51%	283.026,00	82,51%	(1.851)	-1,29%	(3.702,00)	-1,29%
Valas	29.542	17,09%	59.084,00	17,09%	29.989	17,49%	59.978,00	17,49%	447	1,51%	894,00	1,51%
Total	130.943.737	100,00%	1.965.780,63	100,00%	134.082.846	100,00%	1.966.547,78	100,00%	3.139.109	2,40%	767,15	0,04%
Rupiah	129.893.496	99,20%	1.782.176,72	90,66%	133.028.140	99,21%	1.782.911,76	90,66%	3.134.644	2,41%	735,05	0,04%
Valas	1.050.241	0,80%	183.603,92	9,34%	1.054.706	0,79%	183.636,02	9,34%	4.465	0,43%	32,10	0,02%

Keterangan: Prosentase simpanan pada masing-masing segmen nominal simpanan merupakan prosentase terhadap total simpanan

