



# DISTRIBUSI SIMPANAN BANK UMUM

## DEPOSITS DISTRIBUTION OF COMMERCIAL BANK

Juli 2021  
7M-21

Indonesia Deposit Insurance Corporation  
Insurance Premium Settlement Group



**2021 Indonesia Deposit Insurance Corporation. All rights reserved.**

The facts and opinions stated or expressed in this publication are for information purposes only and are not necessarily and must not be relied upon as being those of the publisher or of the institutions for which the contributing authors work. Although every care has been taken to ensure the accuracy of the information contained within the publication, it should not be by any person relied upon as the basis for taking any action or making any decision. The Indonesia Deposit Insurance Corporation cannot be held liable or otherwise responsible in anyway for any advice, action taken or decision made on the basis of the facts and opinions stated or expressed or stated within this publication.

## DAFTAR ISI

### TABLE OF CONTENT

Informasi Umum	3	General Information	3
Ringkasan Pertumbuhan Simpanan	4	Deposit Growth Highlights	4
Ringkasan Distribusi Nominal Simpanan	5	Deposits Distribution Highlights (Nominal)	5
Ringkasan Distribusi Rekening Simpanan	6	Deposit Accounts Distribution Highlights	6
Peta Musiman Nominal Simpanan	7	Deposits Seasonality Heatmap	7
Grafik <i>Pie</i> Nominal Simpanan	8	Deposits Pie Chart (Nominal)	9
Grafik <i>Pie</i> Rekening Simpanan	9	Deposit Account Pie Chart	10
Simpanan Berdasarkan Kepemilikan Simpanan, Jenis Simpanan dan Valuta	10	Deposits by Ownership of Deposits, Type of Deposits and Currency	10
Simpanan Berdasarkan Kepemilikan Simpanan, Tiering Nominal dan Valuta	11	Deposits by Ownership of Deposits, Nominal Tiering and Currency	11
Simpanan Berdasarkan Kepemilikan Simpanan, Besaran Nilai Simpanan dan Valuta	12	Deposits by Ownership of Deposits, Nominal of Deposits and Currency	12
Simpanan Berdasarkan Kepemilikan Simpanan, Simpanan yang Dijamin dan Valuta	12	Deposits by Ownership of Deposits, Insured Deposits and Currency	12
Simpanan Berdasarkan Provinsi	13	Deposits by Province	13

## Informasi Umum

### Sumber Data

Data bersumber dari Laporan Posisi Simpanan yang disampaikan oleh 107 bank umum kepada Lembaga Penjamin Simpanan, yang terdiri dari 95 Bank Umum Konvensional dan 12 Bank Umum Syariah.

### Definisi

- 1) Simpanan meliputi dana pihak ketiga dan simpanan dari bank lain.
- 2) Simpanan Yang Dijamin meliputi:
  - a) Seluruh simpanan dengan nominal sampai dengan Rp2 miliar.
  - b) Dijamin sebagian (Rp2 miliar) dari seluruh simpanan dengan nominal di atas Rp2 miliar.
- 3) Besaran Nilai Simpanan yang Dijamin adalah Rp2 miliar per nasabah per bank, sebagaimana diatur dalam Peraturan Pemerintah No. 66 Tahun 2008.
- 4) Simpanan yang disajikan tidak termasuk simpanan luar negeri dan pinjaman bersaldo kredit.

Kotak Masukan dan Saran:



[informasi@lps.go.id](mailto:informasi@lps.go.id)

## General Information

### Source of Data

The data are based on The Deposits Position Report which submitted by 107 commercial banks to Indonesia Deposit Insurance Corporation, comprised of 95 conventional banks and 12 shariah banks.

### Definition

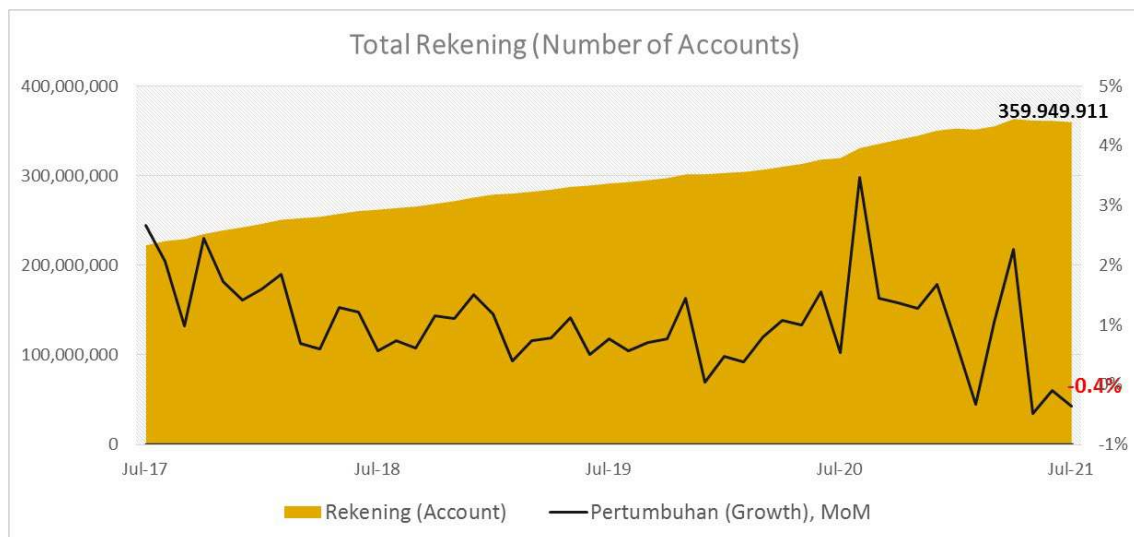
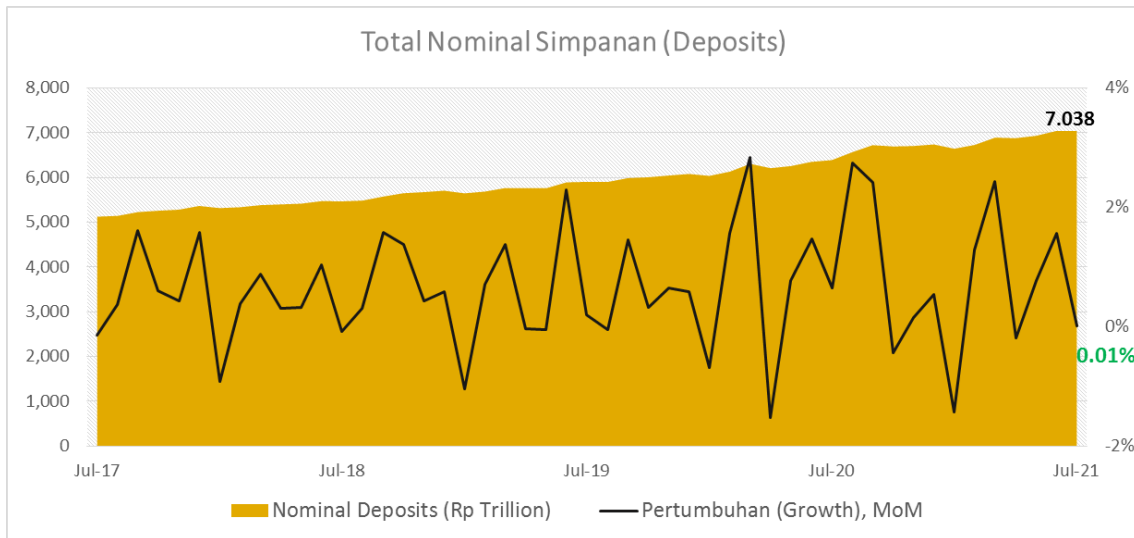
- 1) The deposits comprised of third party-fund and funds from other bank.
- 2) Insured deposits consist of:
  - a) Fully insured deposits with nominal under Rp 2 billion.
  - b) Partially insured deposits with nominal above Rp 2 billion.
- 3) The maximum amount of deposit insured is Rp 2 billion per depositor per bank as stipulated under Government Regulation Number 66 Year 2008.
- 4) The deposits presented does not include overseas deposits and credit loan balance.

Feedback and Suggestion Box:



[informasi@lps.go.id](mailto:informasi@lps.go.id)

## RINGKASAN PERTUMBUHAN SIMPANAN DEPOSITS GROWTH HIGHLIGHT



Year	Nominal (Rp Trillion)	Pertumbuhan Growth (YoY)	Rekening Accounts	Pertumbuhan Growth (YoY)
Jul-21	7,038	10.2%	359,949,911	12.6%
Dec-20	6,737	10.9%	350,324,950	16.1%
Dec-19	6,077	6.5%	301,697,958	9.4%
Dec-18	5,704	6.4%	275,764,037	13.8%
Dec-17	5,363	9.5%	242,396,164	21.6%

Year on Year (YoY) as of 31 Juli 2021

## RINGKASAN DISTRIBUSI NOMINAL SIMPANAN NOMINAL DEPOSITS DISTRIBUTION HIGHLIGHTS

### I. NOMINAL SIMPANAN

### Nominal Deposits

No	Distribusi Simpanan	July-21 (Rp Trillion)	%	Perubahan (Change) (%)						Deposits Distribution						
				1M	3M	6M	YTD	1Y	3Y							
<b>A. Simpanan</b>																
1	Nominal	7.038	100,0	▲	0,0	▲	2,3	▲	6,0	▲	4,5	▲	10,2	▲	28,7	A. Deposits Nominal
<b>B. Jenis Simpanan</b>																
2	Deposit on Call	67	0,9	▼	(12,1)	▼	(9,5)	▲	5,0	▼	(13,2)	▲	0,2	▼	(3,9)	B. Type of Deposits Deposit on Call
3	Deposito	2.826	40,2	▲	0,4	▲	1,2	▲	2,8	▲	2,7	▲	4,1	▲	20,0	Time Deposits
4	Giro	1.891	26,9	▼	(0,5)	▲	3,6	▲	11,5	▲	9,7	▲	17,5	▲	44,8	Demand Deposits
5	Sertifikat Deposito	2	0,0	▼	(16,2)	▼	(54,8)	▼	(72,1)	▼	(76,3)	▼	(90,8)	▼	(90,7)	Certificate of Time Deposits
6	Tabungan	2.253	32,0	▲	0,3	▲	3,3	▲	6,0	▲	3,5	▲	13,7	▲	30,9	Saving Account
<b>C. Kepemilikan Simpanan</b>																
7	Simpanan dari Bank Lain	90	1,3	▲	0,5	▼	(9,8)	▼	(1,2)	▼	(3,7)	▼	(11,9)	▼	(11,1)	C. Source of Fund Funds from Other Bank
8	DPK	6.948	98,7	▲	0,0	▲	2,5	▲	6,1	▲	4,6	▲	10,5	▲	29,5	Third Party-Fund
<b>D. Jenis Usaha</b>																
9	Konvensional	6.541	92,9	▼	(0,0)	▲	2,2	▲	6,0	▲	4,4	▲	9,6	▲	27,7	D. Principal of Business Conventional
10	Syariah (Termasuk UUS)	497	7,1	▲	0,5	▲	4,2	▲	6,3	▲	5,8	▲	18,3	▲	44,7	Shariah
<b>E. Tiering Nominal</b>																
11	N ≤ 100 juta	945	13,4	▼	(0,1)	▼	(0,3)	▲	2,8	▼	(1,0)	▲	6,7	▲	18,7	E. Tiering of Nominal N ≤ 100 million
12	100 juta < N ≤ 200 juta	389	5,5	▲	0,5	▲	2,7	▲	3,7	▲	2,4	▲	7,8	▲	24,0	100 million < N ≤ 200 million
13	200 juta < N ≤ 500 juta	618	8,8	▲	0,4	▲	2,5	▲	2,7	▲	1,9	▲	6,3	▲	25,4	200 million < N ≤ 500 million
14	500 juta < N ≤ 1 miliar	533	7,6	▲	0,1	▲	2,2	▲	1,5	▲	0,1	▲	5,8	▲	23,7	500 million < N ≤ 1 billion
15	1 miliar < N ≤ 2 miliar	467	6,6	▲	0,1	▲	2,3	▲	1,7	▲	1,2	▲	5,2	▲	23,7	1 billion < N ≤ 2 billion
16	2 miliar < N ≤ 5 miliar	599	8,5	▼	(0,4)	▲	2,1	▲	1,5	▲	0,4	▲	5,1	▲	18,4	2 billion < N ≤ 5 billion
17	N > 5 miliar	3.488	49,6	▼	(0,0)	▲	3,1	▲	10,0	▲	8,8	▲	14,6	▲	36,8	N > 5 billion
<b>F. Kepemilikan Bank</b>																
18	Asing	216	3,1	▼	(0,6)	▲	1,0	▲	3,2	▲	8,9	▲	2,9	▲	17,0	F. Ownership Foreign Banks
19	Campuran	189	2,7	▼	(0,8)	▲	3,2	▲	4,3	▲	3,2	▲	8,5	▼	(8,0)	Mixed / Joint Banks
20	BPD	654	9,3	▼	(2,5)	▼	(1,2)	▲	8,6	▲	9,3	▲	13,7	▲	29,5	Regional Government Banks
21	BUMN	2.970	42,2	▲	0,5	▲	2,5	▲	7,6	▲	3,2	▲	7,7	▲	33,8	State-Owned Enterprises (SOEs)
22	Swasta Nasional	3.008	42,7	▲	0,2	▲	3,0	▲	4,2	▲	4,5	▲	12,6	▲	28,0	Private National Banks
<b>G. Valuta Simpanan</b>																
23	Rupiah (IDR)	6.075	86,3	▲	0,2	▲	2,6	▲	5,8	▲	4,2	▲	10,8	▲	29,6	G. Currency Rupiah (IDR)
24	Valas	963	13,7	▼	(1,0)	▲	0,9	▲	7,1	▲	6,4	▲	6,6	▲	23,6	Foreign Currencies
<b>H. BUKU Bank</b>																
25	BUKU II	819	11,6	▼	(1,5)	▲	0,9	▲	6,7	▲	8,4	▲	12,4	▲	21,7	H. Deposits by BUKU BUKU II
26	BUKU III	1.993	28,3	▼	(1,3)	▲	0,9	▲	3,4	▲	4,0	▲	12,0	▲	24,9	BUKU III
27	BUKU IV	4.226	60,1	▲	1,0	▲	3,3	▲	7,1	▲	3,9	▲	8,9	▲	32,2	BUKU IV
<b>I. Cakupan Penjaminan (Rp 2 m)</b>																
28	Dijamin penuh (≤ Rp 2 miliar)	2.952	41,9	▲	0,1	▲	1,5	▲	2,5	▲	0,6	▲	6,3	▲	22,4	I. Insurance Coverage (Rp 2 b) Fully insured (≤ Rp 2 billion)
29	Dijamin sebagian* (> Rp 2 miliar)	611	8,7	▼	(0,2)	▲	2,5	▲	2,2	▲	1,5	▲	6,3	▲	21,0	Partially insured* (> Rp 2 billion)
30	Tidak dijamin (> Rp 2 miliar)	3.475	49,4	▼	(0,1)	▲	3,0	▲	9,9	▲	8,6	▲	14,4	▲	36,2	Not insured (> Rp 2 billion)

\*Hanya dijamin sebagian maksimal Rp2 Miliar

\*Partially insured only max Rp2 billion

## RINGKASAN DISTRIBUSI REKENING SIMPANAN DEPOSITS ACCOUNT DISTRIBUTION HIGHLIGHTS

### II. REKENING

### NUMBER OF ACCOUNT

No	Distribusi Simpanan	July-21	%	Perubahan (Change) (%)						Deposits Distribution
				1M	3M	6M	YTD	1Y	3Y	
<b>A. Deposits</b>										
1	Jumlah Rekening	359.949.911	100,0	▼ (0,4)	▼ (0,9)	▲ 2,0	▲ 2,7	▲ 12,6	▲ 37,4	A. Deposits Accounts
<b>B. Jenis Simpanan</b>										
2	Deposit on Call	2.853	0,0	▼ (7,3)	▼ (17,4)	▼ (19,5)	▼ (40,2)	▼ (39,6)	▼ (43,9)	B. Type of Deposits Deposit on Call
3	Deposito	5.079.643	1,4	▼ (0,0)	▲ 0,4	▼ (1,1)	▼ (1,4)	▼ (1,2)	▲ 15,6	Time Deposits
4	Giro	4.170.074	1,2	▼ (0,5)	▼ (2,7)	▲ 1,1	▲ 1,7	▲ 11,1	▲ 28,2	Demand Deposits
5	Sertifikat Deposito	31	0,0	▼ (6,1)	▼ (29,5)	▼ (53,7)	▼ (64,0)	▼ (84,7)	▼ (88,0)	Certificate of Time Deposits
6	Tabungan	350.697.310	97,4	▼ (0,4)	▼ (0,9)	▲ 2,1	▲ 2,8	▲ 12,8	▲ 37,9	Saving Account
<b>C. Kepemilikan Simpanan</b>										
7	Simpanan dari Bank Lain	26.308	0,0	▲ 0,2	▲ 1,9	-	▲ 0,8	▲ 8,1	▲ 4,1	C. Source of Fund Funds from Other Bank
8	DPK	359.923.603	100,0	▼ (0,4)	▼ (0,9)	▲ 2,0	▲ 2,7	▲ 12,6	▲ 37,4	Third Party-Fund
<b>D. Jenis Usaha</b>										
9	Konvensional	319.956.463	88,9	▲ 0,6	▼ (1,6)	▲ 1,2	▲ 1,9	▲ 12,0	▲ 36,6	D. Principal of Business Conventional
10	Syariah (Termasuk UUS)	39.993.448	11,1	▼ (7,6)	▲ 4,3	▲ 9,7	▲ 10,5	▲ 17,2	▲ 43,9	Shariah
<b>E. Tiering Nominal</b>										
11	N ≤ 100 juta	353.858.540	98,3	▼ (0,4)	▼ (1,0)	▲ 2,0	▲ 2,8	▲ 12,7	▲ 37,6	E. Tiering of Nominal N ≤ 100 million
12	100 juta < N ≤ 200 juta	2.775.499	0,8	▲ 0,5	▲ 2,8	▲ 3,7	▲ 2,5	▲ 8,1	▲ 24,5	100 million < N ≤ 200 million
13	200 juta < N ≤ 500 juta	1.938.485	0,5	▲ 0,4	▲ 2,6	▲ 3,1	▲ 2,2	▲ 7,1	▲ 26,5	200 million < N ≤ 500 million
14	500 juta < N ≤ 1 miliar	741.165	0,2	▲ 0,2	▲ 2,4	▲ 1,9	▲ 0,6	▲ 6,4	▲ 25,1	500 million < N ≤ 1 billion
15	1 miliar < N ≤ 2 miliar	330.543	0,1	▲ 0,1	▲ 2,6	▲ 2,2	▲ 1,8	▲ 6,1	▲ 24,9	1 billion < N ≤ 2 billion
16	2 miliar < N ≤ 5 miliar	191.823	0,1	▼ (0,4)	▲ 2,3	▲ 1,4	▲ 0,5	▲ 5,3	▲ 18,8	2 billion < N ≤ 5 billion
17	N > 5 miliar	113.856	0,0	▲ 0,0	▲ 2,8	▲ 3,8	▲ 3,3	▲ 8,3	▲ 24,9	N > 5 billion
<b>F. Kepemilikan Bank</b>										
18	Asing	228.968	0,1	▼ (0,6)	▼ (0,6)	▼ (0,2)	▼ (0,1)	▲ 0,2	▼ (3,4)	F. Ownership Foreign Banks
19	Campuran	900.041	0,2	▲ 0,0	▲ 0,5	▲ 2,6	▲ 2,8	▲ 5,8	▲ 26,6	Mixed / Joint Banks
20	BPD	38.817.790	10,8	▲ 0,8	▲ 0,2	▲ 2,9	▲ 4,4	▲ 6,0	▲ 20,4	Regional Government Banks
21	BUMN	229.177.383	63,7	▲ 0,0	▼ (3,8)	▼ (1,0)	▼ (0,5)	▲ 12,4	▲ 39,8	State-Owned Enterprises (SOEs)
22	Swasta Nasional	90.825.729	25,2	▼ (1,9)	▲ 6,5	▲ 10,1	▲ 11,0	▲ 16,3	▲ 39,9	Private National Banks
<b>G. Valuta Simpanan</b>										
23	Rupiah (IDR)	358.629.568	99,6	▼ (0,4)	▼ (0,9)	▲ 2,0	▲ 2,7	▲ 12,6	▲ 37,4	G. Currency Rupiah (IDR)
24	Valas	1.320.343	0,4	▼ (0,2)	▲ 0,9	▲ 2,3	▲ 2,8	▲ 5,8	▲ 27,4	Foreign Currencies
<b>H. BUKU Bank</b>										
25	BUKU II	32.685.445	9,1	▲ 5,1	▲ 13,2	▲ 15,1	▲ 15,2	▲ 18,5	▲ 27,8	H. Deposits by BUKU BUKU II
26	BUKU III	73.550.115	20,4	▼ (4,2)	▲ 1,2	▲ 4,7	▲ 6,0	▲ 10,8	▲ 39,8	BUKU III
27	BUKU IV	253.714.351	70,5	▲ 0,1	▼ (3,1)	▼ (0,2)	▲ 0,4	▲ 12,4	▲ 38,0	BUKU IV
<b>I. Cakupan Penjaminan (Rp 2 m)</b>										
28	Dijamin penuh (≤ Rp 2 miliar)	359.644.232	99,9	▼ (0,4)	▼ (0,9)	▲ 2,0	▲ 2,7	▲ 12,6	▲ 37,4	I. Insurance Coverage (Rp 2 b) Fully insured (≤ Rp 2 billion)
29	Dijamin sebagian* (> Rp 2 miliar)	305.679	0,1	▼ (0,2)	▲ 2,5	▲ 2,2	▲ 1,5	▲ 6,3	▲ 21,0	Partially insured* (> Rp 2 billion)

\*Hanya dijamin maksimal Rp2 Miliar

\*Only insured max Rp2 billion

**PETA MUSIMAN NOMINAL SIMPANAN (BULANAN)**  
**DEPOSITS SEASONALITY HEATMAP (MoM)**

**SEASONALITY HEATMAP (MoM)**

**I. Nominal Simpanan**

Year	Jan	Feb	Mar	Apr	Mei	Jun	Jul	Ags	Sep	Okt	Nov	Des
2021	-1.4%	1.3%	2.4%	-0.2%	0.8%	1.6%	0.0%	-	-	-	-	-
2020	-0.7%	1.6%	2.8%	-1.5%	0.8%	1.5%	0.6%	2.7%	2.4%	-0.4%	0.2%	0.5%
2019	-1.1%	0.7%	1.4%	0.0%	0.0%	2.3%	0.2%	0.0%	1.5%	0.3%	0.6%	0.6%
2018	-0.9%	0.4%	0.9%	0.3%	0.3%	1.0%	-0.1%	0.3%	1.6%	1.4%	0.4%	0.6%
2017	-0.1%	0.5%	1.7%	0.2%	1.8%	0.5%	-0.2%	0.4%	1.6%	0.6%	0.4%	1.6%
2016	-0.1%	1.0%	0.8%	0.3%	0.6%	1.2%	0.4%	0.4%	-0.1%	1.1%	1.7%	1.9%
2015	0.0%	1.3%	1.3%	0.6%	0.5%	1.9%	0.1%	0.8%	2.2%	-2.0%	-0.1%	0.5%
2014	-1.9%	0.4%	0.5%	2.1%	1.9%	1.8%	-1.6%	2.1%	3.9%	0.5%	1.0%	1.0%

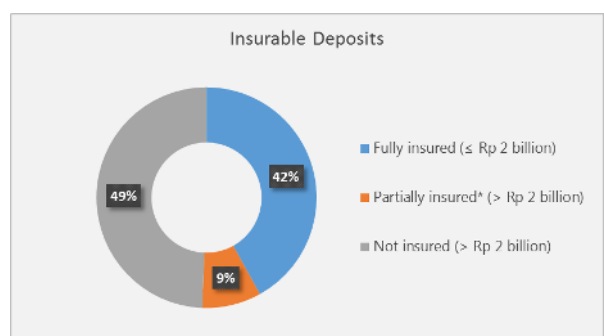
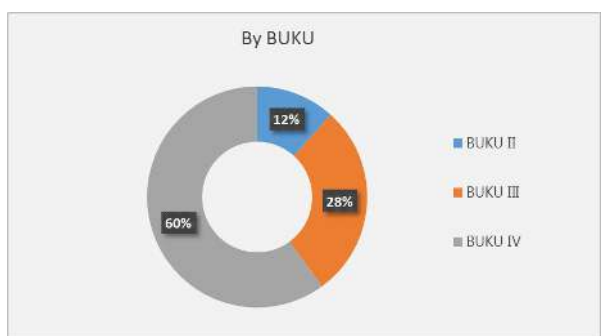
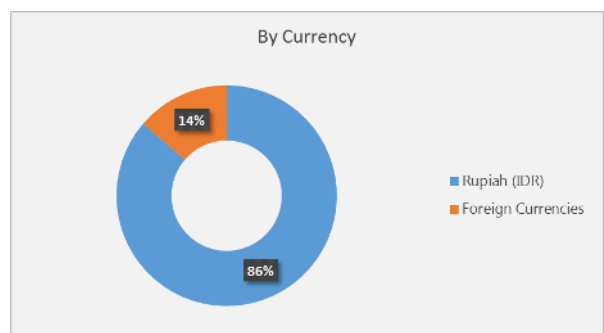
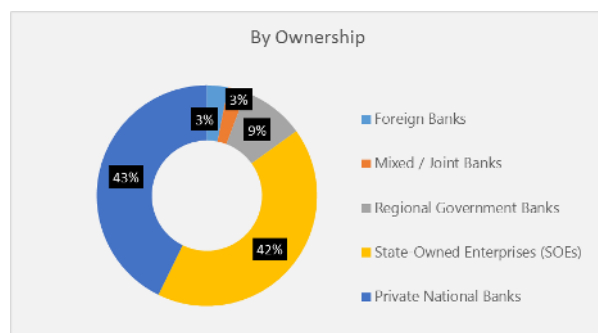
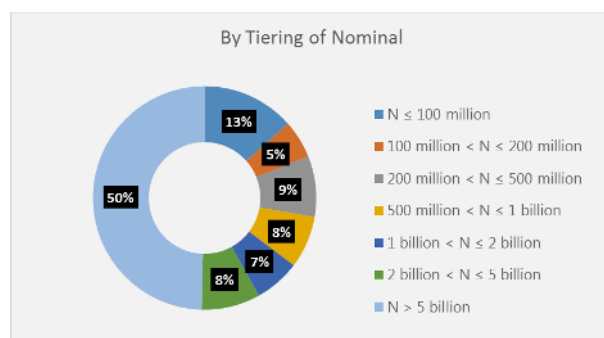
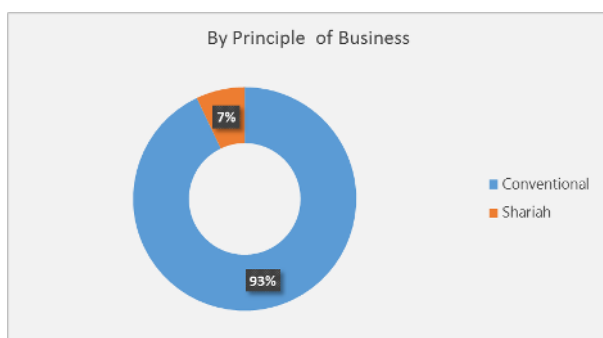
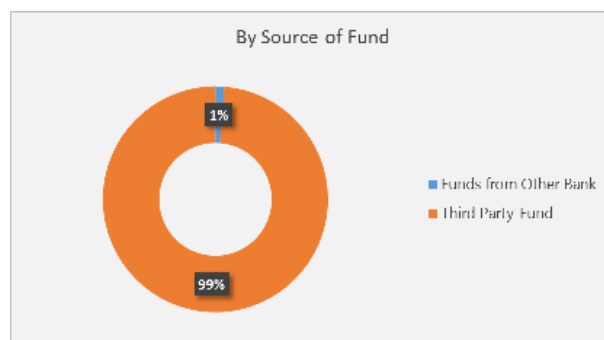
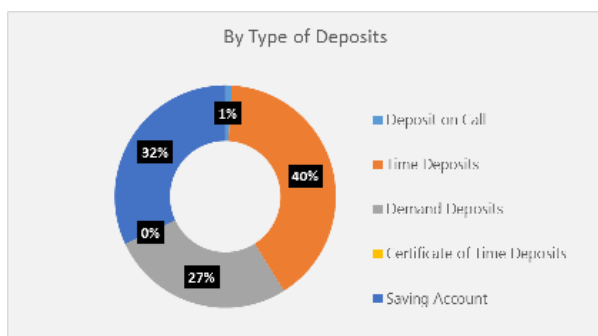
**II. Nominal Simpanan Berdasarkan Tingkatan (≤ Rp100 juta)**

Year	Jan	Feb	Mar	Apr	Mei	Jun	Jul	Ags	Sep	Okt	Nov	Des
2021	-3.7%	-1.3%	0.4%	4.1%	-0.5%	0.3%	-0.1%	-	-	-	-	-
2020	-2.6%	-0.4%	0.0%	1.0%	3.7%	-1.1%	-0.3%	1.0%	2.1%	0.5%	1.1%	2.8%
2019	-2.1%	-0.7%	-0.3%	0.5%	7.7%	-4.1%	0.7%	-0.8%	-0.1%	0.6%	1.0%	3.4%
2018	-2.6%	0.6%	-0.1%	0.9%	4.0%	-0.2%	0.8%	0.1%	-0.1%	0.2%	1.3%	3.6%
2017	-4.3%	0.0%	0.4%	-0.3%	0.6%	4.1%	-0.3%	0.5%	-0.3%	0.4%	2.4%	3.6%
2016	-2.9%	-0.1%	-0.5%	1.6%	-0.9%	7.3%	-3.5%	0.1%	0.0%	0.1%	2.1%	5.0%
2015	-3.0%	0.0%	-0.2%	1.8%	-1.0%	1.1%	3.2%	-1.5%	0.2%	1.6%	0.9%	4.8%
2014	-1.4%	0.1%	-0.9%	1.5%	-0.9%	-0.4%	6.7%	-3.0%	0.3%	0.8%	0.2%	4.4%

**III. Nominal Simpanan Berdasarkan Tingkatan (> Rp5 miliar)**

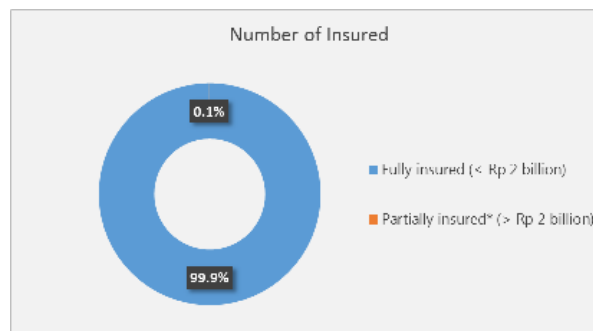
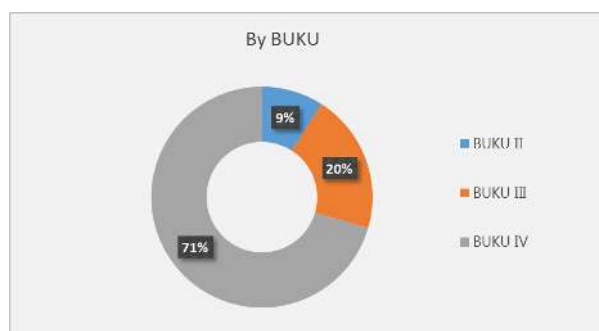
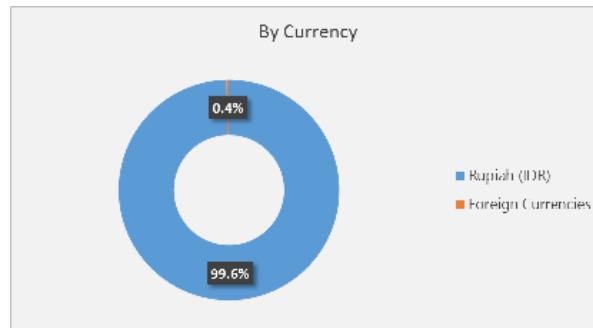
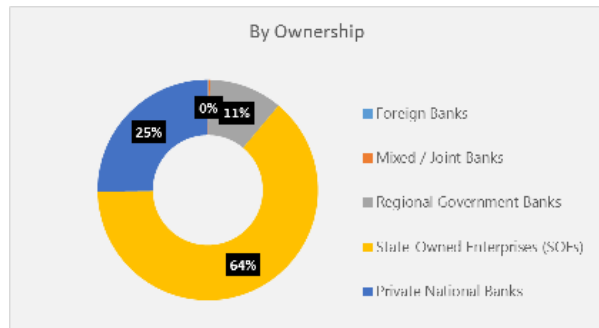
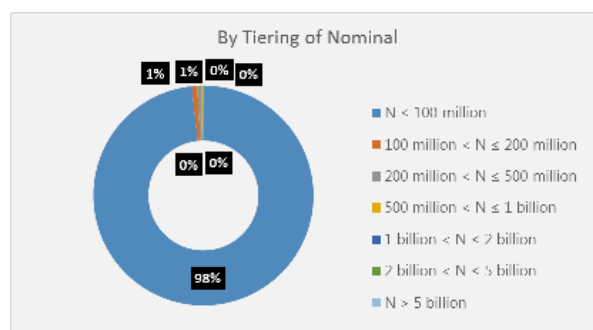
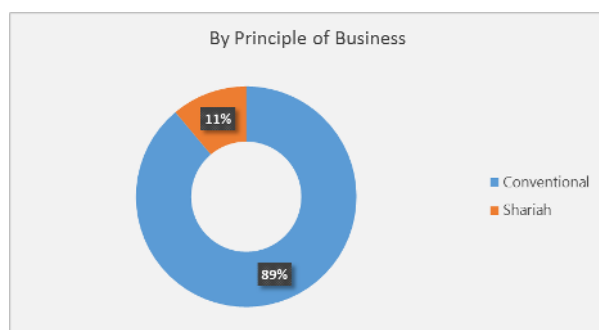
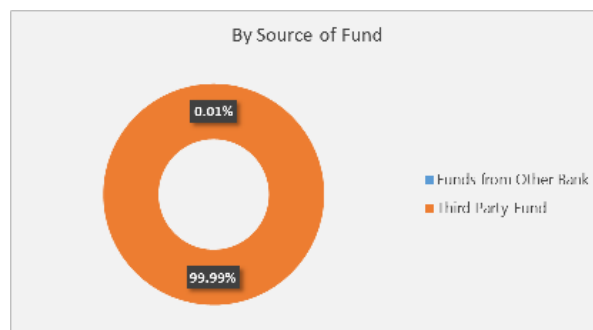
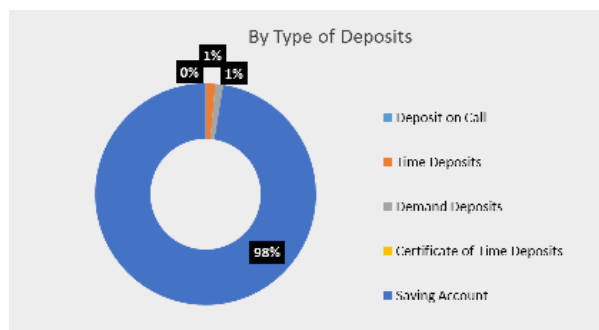
Year	Jan	Feb	Mar	Apr	Mei	Jun	Jul	Ags	Sep	Okt	Nov	Des
2021	-1.1%	3.5%	5.0%	-1.8%	0.6%	2.5%	0.0%	-	-	-	-	-
2020	0.4%	2.9%	5.7%	-3.7%	-0.3%	2.4%	1.0%	4.7%	3.9%	-1.1%	-0.7%	-1.3%
2019	-0.3%	1.7%	2.9%	-0.1%	-3.2%	4.6%	-0.5%	-0.1%	2.8%	0.2%	0.6%	-2.1%
2018	-0.2%	0.8%	2.1%	0.3%	-1.1%	1.1%	-1.3%	0.5%	3.1%	2.4%	0.3%	-2.7%
2017	2.6%	1.2%	3.9%	0.2%	3.0%	-1.4%	-0.8%	0.5%	2.9%	0.8%	-0.2%	-0.3%
2016	2.5%	2.5%	2.6%	-0.2%	0.9%	-0.7%	0.9%	0.2%	0.8%	2.4%	1.9%	-0.9%
2015	2.3%	2.9%	3.3%	0.5%	1.0%	3.1%	-1.7%	1.8%	3.4%	-3.8%	-1.3%	-4.9%
2014	-1.6%	0.8%	2.1%	3.4%	4.0%	2.5%	-6.4%	4.8%	7.5%	1.0%	0.6%	-3.4%

## RINCIAN NOMINAL SIMPANAN NOMINAL BREAKDOWN (as of Juli 2021)





## RINCIAN REKENING SIMPANAN ACCOUNT BREAKDOWN (as of Juli 2021)



**SIMPANAN BERDASARKAN KEPEMILIKAN SIMPANAN, JENIS SIMPANAN DAN MATA UANG**  
**DEPOSITS BY OWNERSHIP OF DEPOSITS, TYPE OF DEPOSITS AND CURRENCY**  
(as of Juli 2021)

Jenis Simpanan	Third Party-Fund		Funds from Other Bank		TOTAL		Type of Deposits
	Account	Nominal (Rp Trillion)	Account	Nominal (Rp Trillion)	Account	Nominal (Rp Trillion)	
<b>Giro</b>	<b>4,159,200</b>	<b>1,841</b>	<b>10,874</b>	<b>50</b>	<b>4,170,074</b>	<b>1,891</b>	<b>Demand Deposits</b>
Rupiah (IDR)	3,977,236	1,354	10,477	41	3,987,713	1,395	Rupiah (IDR)
Valuta Asing	181,964	487	397	9	182,361	496	Foreign Currencies
<b>Tabungan</b>	<b>350,690,113</b>	<b>2,246</b>	<b>7,197</b>	<b>7</b>	<b>350,697,310</b>	<b>2,253</b>	<b>Saving Account</b>
Rupiah (IDR)	349,699,146	2,090	7,193	7	349,706,339	2,097	Rupiah (IDR)
Valuta Asing	990,967	156	4	0	990,971	156	Foreign Currencies
<b>Deposito on Call</b>	<b>2,696</b>	<b>55</b>	<b>157</b>	<b>11</b>	<b>2,853</b>	<b>67</b>	<b>Deposit on Call</b>
Rupiah (IDR)	2,575	49	157	11	2,732	60	Rupiah (IDR)
Valuta Asing	121	6	-	-	121	6	Foreign Currencies
<b>Deposito</b>	<b>5,071,585</b>	<b>2,806</b>	<b>8,058</b>	<b>20</b>	<b>5,079,643</b>	<b>2,826</b>	<b>Time Deposits</b>
Rupiah (IDR)	4,924,707	2,504	8,046	17	4,932,753	2,521	Rupiah (IDR)
Valuta Asing	146,878	302	12	3	146,890	305	Foreign Currencies
<b>Sertifikat Deposito</b>	<b>9</b>	<b>0</b>	<b>22</b>	<b>2</b>	<b>31</b>	<b>2</b>	<b>Certificate of Time Deposits</b>
Rupiah (IDR)	9	0	22	2	31	2	Rupiah (IDR)
Valuta Asing	-	-	-	-	-	-	Foreign Currencies
<b>TOTAL</b>	<b>359,923,603</b>	<b>6,948</b>	<b>26,308</b>	<b>90</b>	<b>359,949,911</b>	<b>7,038</b>	<b>TOTAL</b>
Rupiah (IDR)	358,603,673	5,997	25,895	77	358,629,568	6,075	Rupiah (IDR)
Valuta Asing	1,319,930	951	413	12	1,320,343	963	Foreign Currencies

**SIMPANAN BERDASARKAN KEPEMILIKAN SIMPANAN, TIERING NOMINAL DAN MATA UANG**  
**DEPOSITS BY OWNERSHIP OF DEPOSITS, NOMINAL TIERING AND CURRENCY**  
(as of Juli 2021)

Tiering Simpanan	Third Party-Fund		Funds from Other Bank		TOTAL		Nominal Tiering
	Account	Nominal (Rp Trillion)	Account	Nominal (Rp Trillion)	Account	Nominal (Rp Trillion)	
<b>N ≤ 100 Jt</b>	<b>353,848,774</b>	<b>945</b>	<b>9,766</b>	<b>0</b>	<b>353,858,540</b>	<b>945</b>	<b>N ≤ 100 M</b>
Rupiah (IDR)	352,833,066	930	9,673	0	352,842,739	930	Rupiah (IDR)
Valuta Asing	1,015,708	14	93	0	1,015,801	14	Foreign Currencies
<b>100 Jt &lt; N ≤ 200 Jt</b>	<b>2,773,416</b>	<b>388</b>	<b>2,083</b>	<b>0</b>	<b>2,775,499</b>	<b>389</b>	<b>100 M &lt; N ≤ 200 M</b>
Rupiah (IDR)	2,670,430	374	2,062	0	2,672,492	374	Rupiah (IDR)
Valuta Asing	102,986	15	21	0	103,007	15	Foreign Currencies
<b>200 Jt &lt; N ≤ 500 Jt</b>	<b>1,934,173</b>	<b>616</b>	<b>4,312</b>	<b>2</b>	<b>1,938,485</b>	<b>618</b>	<b>200 M &lt; N ≤ 500 M</b>
Rupiah (IDR)	1,836,389	585	4,279	2	1,840,668	587	Rupiah (IDR)
Valuta Asing	97,784	31	33	0	97,817	31	Foreign Currencies
<b>500 Jt &lt; N ≤ 1 M</b>	<b>737,448</b>	<b>530</b>	<b>3,717</b>	<b>3</b>	<b>741,165</b>	<b>533</b>	<b>500 M &lt; N ≤ 1 B</b>
Rupiah (IDR)	692,516	498	3,687	3	696,203	502	Rupiah (IDR)
Valuta Asing	44,932	31	30	0	44,962	31	Foreign Currencies
<b>1 M &lt; N ≤ 2 M</b>	<b>327,688</b>	<b>463</b>	<b>2,855</b>	<b>5</b>	<b>330,543</b>	<b>467</b>	<b>1 B &lt; N ≤ 2 B</b>
Rupiah (IDR)	301,787	427	2,820	4	304,607	431	Rupiah (IDR)
Valuta Asing	25,901	36	35	0	25,936	36	Foreign Currencies
<b>2 M &lt; N ≤ 5 M</b>	<b>189,765</b>	<b>592</b>	<b>2,058</b>	<b>7</b>	<b>191,823</b>	<b>599</b>	<b>2 B &lt; N ≤ 5 B</b>
Rupiah (IDR)	173,837	543	2,019	7	175,856	549	Rupiah (IDR)
Valuta Asing	15,928	49	39	0	15,967	49	Foreign Currencies
<b>N &gt; 5 M</b>	<b>112,339</b>	<b>3,415</b>	<b>1,517</b>	<b>73</b>	<b>113,856</b>	<b>3,488</b>	<b>N &gt; 5 B</b>
Rupiah (IDR)	95,648	2,641	1,355	61	97,003	2,702	Rupiah (IDR)
Valuta Asing	16,691	774	162	12	16,853	786	Foreign Currencies
<b>TOTAL</b>	<b>359,923,603</b>	<b>6,948</b>	<b>26,308</b>	<b>90</b>	<b>359,949,911</b>	<b>7,038</b>	<b>TOTAL</b>
Rupiah (IDR)	358,603,673	5,997	25,895	77	358,629,568	6,075	Rupiah (IDR)
Valuta Asing	1,319,930	951	413	12	1,320,343	963	Foreign Currencies

**SIMPANAN BERDASARKAN KEPEMILIKAN SIMPANAN, BESARAN NILAI SIMPANAN DAN MATA UANG**  
**DEPOSITS BY OWNERSHIP OF DEPOSITS, NOMINAL OF DEPOSITS AND CURRENCY** (as of Juli 2021)

Besaran Nilai Simpanan	Third Party-Fund		Funds from Other Bank		TOTAL		Nominal of Deposits
	Account	Nominal (Rp Trillion)	Account	Nominal (Rp Trillion)	Account	Nominal (Rp Trillion)	
<b>N ≤ 2 M</b>	<b>359,621,499</b>	<b>2,942</b>	<b>22,733</b>	<b>10</b>	<b>359,644,232</b>	<b>2,952</b>	<b>N ≤ IDR 2 B</b>
Rupiah (IDR)	358,334,188	2,814	22,521	10	358,356,709	2,824	Rupiah (IDR)
Valuta Asing	1,287,311	128	212	0	1,287,523	128	Foreign Currencies
<b>N &gt; 2 M</b>	<b>302,104</b>	<b>4,007</b>	<b>3,575</b>	<b>80</b>	<b>305,679</b>	<b>4,086</b>	<b>N &gt; IDR 2 B</b>
Rupiah (IDR)	269,485	3,183	3,374	68	272,859	3,251	Rupiah (IDR)
Valuta Asing	32,619	823	201	12	32,820	835	Foreign Currencies
<b>TOTAL</b>	<b>359,923,603</b>	<b>6,948</b>	<b>26,308</b>	<b>90</b>	<b>359,949,911</b>	<b>7,038</b>	<b>TOTAL</b>
Rupiah (IDR)	358,603,673	5,997	25,895	77	358,629,568	6,075	Rupiah (IDR)
Valuta Asing	1,319,930	951	413	12	1,320,343	963	Foreign Currencies

**SIMPANAN BERDASARKAN KEPEMILIKAN SIMPANAN, SIMPANAN DIJAMIN DAN MATA UANG**  
**DEPOSITS BY OWNERSHIP OF DEPOSITS, INSURED DEPOSITS AND CURRENCY** (as of Juli 2021)

Simpanan Dijamin	Third Party-Fund		Funds from Other Bank		TOTAL		Insured Deposits
	Account	Nominal (Rp Trillion)	Account	Nominal (Rp Trillion)	Account	Nominal (Rp Trillion)	
<b>N ≤ 2 M (Dijamin Seluruh)</b>	<b>359,621,499</b>	<b>2,942</b>	<b>22,733</b>	<b>10</b>	<b>359,644,232</b>	<b>2,952</b>	<b>N ≤ IDR 2 B (Fully insured)</b>
Rupiah (IDR)	358,334,188	2,814	22,521	10	358,356,709	2,824	Rupiah (IDR)
Valuta Asing	1,287,311	128	212	0	1,287,523	128	Foreign Currencies
<b>N &gt; 2 M (Dijamin Sebagian)</b>	<b>302,104</b>	<b>604</b>	<b>3,575</b>	<b>7</b>	<b>305,679</b>	<b>611</b>	<b>N &gt; IDR 2 B (Partially insured)</b>
Rupiah (IDR)	269,485	539	3,374	7	272,859	546	Rupiah (IDR)
Valuta Asing	32,619	65	201	0	32,820	66	Foreign Currencies
<b>TOTAL</b>	<b>359,923,603</b>	<b>3,546</b>	<b>26,308</b>	<b>17</b>	<b>359,949,911</b>	<b>3,563</b>	<b>TOTAL</b>
Rupiah (IDR)	358,603,673	3,353	25,895	17	358,629,568	3,370	Rupiah (IDR)
Valuta Asing	1,319,930	193	413	0	1,320,343	193	Foreign Currencies

**SIMPANAN BERDASARKAN PROVINSI**  
**DEPOSITS BY PROVINCES**  
(as of Juli 2021)

No	Provinsi (Province)	Jumlah Rekening (Number of Account)*	Nominal* (Rp Trillion)
1	Aceh	2,126,401	23
2	Bali	694,084	23
3	Banten	182,765	5
4	Bengkulu	376,532	7
5	Daerah Istimewa Yogyakarta	936,636	14
6	Daerah Khusus Ibukota Jakarta	324,041,298	6,390
7	Jambi	354,138	11
8	Jawa Barat	6,013,621	118
9	Jawa Tengah	2,470,591	66
10	Jawa Timur	6,033,308	100
11	Kalimantan Barat	1,962,014	17
12	Kalimantan Selatan	425,429	12
13	Kalimantan Tengah	397,137	9
14	Kalimantan Timur	974,150	25
15	Lampung	540,693	8
16	Maluku	342,420	7
17	Nusa Tenggara Barat	937,117	8
18	Nusa Tenggara Timur	1,629,256	14
19	Papua	1,515,760	19
20	Riau	807,567	25
21	Sulawesi Selatan	779,422	20
22	Sulawesi Tengah	417,372	6
23	Sulawesi Tenggara	482,718	8
24	Sulawesi Utara	530,837	16
25	Sumatera Barat	2,059,692	22
26	Sumatera Selatan	1,232,632	25
27	Sumatera Utara	1,686,321	42
	<b>TOTAL</b>	<b>359,949,911</b>	<b>7,038</b>

\*) Based on head office in provinces.