



DISTRIBUSI SIMPANAN BANK UMUM

DEPOSITS DISTRIBUTION OF COMMERCIAL BANK

Agustus 2021
8M-21

Indonesia Deposit Insurance Corporation
Insurance Premium Settlement Group



2021 Indonesia Deposit Insurance Corporation. All rights reserved.

The facts and opinions stated or expressed in this publication are for information purposes only and are not necessarily and must not be relied upon as being those of the publisher or of the institutions for which the contributing authors work. Although every care has been taken to ensure the accuracy of the information contained within the publication, it should not be by any person relied upon as the basis for taking any action or making any decision. The Indonesia Deposit Insurance Corporation cannot be held liable or otherwise responsible in anyway for any advice, action taken or decision made on the basis of the facts and opinions stated or expressed or stated within this publication.

DAFTAR ISI

TABLE OF CONTENT

Informasi Umum	3	General Information	3
Ringkasan Pertumbuhan Simpanan	4	Deposit Growth Highlights	4
Ringkasan Distribusi Nominal Simpanan	5	Deposits Distribution Highlights (Nominal)	5
Ringkasan Distribusi Rekening Simpanan	6	Deposit Accounts Distribution Highlights	6
Peta Musiman Nominal Simpanan	7	Deposits Seasonality Heatmap	7
Grafik <i>Pie</i> Nominal Simpanan	8	Deposits Pie Chart (Nominal)	9
Grafik <i>Pie</i> Rekening Simpanan	9	Deposit Account Pie Chart	10
Simpanan Berdasarkan Kepemilikan Simpanan, Jenis Simpanan dan Valuta	10	Deposits by Ownership of Deposits, Type of Deposits and Currency	10
Simpanan Berdasarkan Kepemilikan Simpanan, Tiering Nominal dan Valuta	11	Deposits by Ownership of Deposits, Nominal Tiering and Currency	11
Simpanan Berdasarkan Kepemilikan Simpanan, Besaran Nilai Simpanan dan Valuta	12	Deposits by Ownership of Deposits, Nominal of Deposits and Currency	12
Simpanan Berdasarkan Kepemilikan Simpanan, Simpanan yang Dijamin dan Valuta	12	Deposits by Ownership of Deposits, Insured Deposits and Currency	12
Simpanan Berdasarkan Provinsi	13	Deposits by Province	13

Informasi Umum

General Information

Sumber Data

Data bersumber dari Laporan Posisi Simpanan yang disampaikan oleh 107 bank umum kepada Lembaga Penjamin Simpanan, yang terdiri dari 95 Bank Umum Konvensional dan 12 Bank Umum Syariah.

Source of Data

The data are based on The Deposits Position Report which submitted by 107 commercial banks to Indonesia Deposit Insurance Corporation, comprised of 95 conventional banks and 12 shariah banks.

Definisi

- 1) Simpanan meliputi dana pihak ketiga dan simpanan dari bank lain.
- 2) Simpanan Yang Dijamin meliputi:
 - a) Seluruh simpanan dengan nominal sampai dengan Rp2 miliar.
 - b) Dijamin sebagian (Rp2 miliar) dari seluruh simpanan dengan nominal di atas Rp2 miliar.
- 3) Besaran Nilai Simpanan yang Dijamin adalah Rp2 miliar per nasabah per bank, sebagaimana diatur dalam Peraturan Pemerintah No. 66 Tahun 2008.
- 4) Simpanan yang disajikan tidak termasuk simpanan luar negeri dan pinjaman bersaldo kredit.

Definition

- 1) The deposits comprised of third party-fund and funds from other bank.
- 2) Insured deposits consist of:
 - a) Fully insured deposits with nominal under Rp 2 billion.
 - b) Partially insured deposits with nominal above Rp 2 billion.
- 3) The maximum amount of deposit insured is Rp 2 billion per depositor per bank as stipulated under Government Regulation Number 66 Year 2008.
- 4) The deposits presented does not include overseas deposits and credit loan balance.

Kotak Masukan dan Saran:



informasi@lps.go.id

Feedback and Suggestion Box:

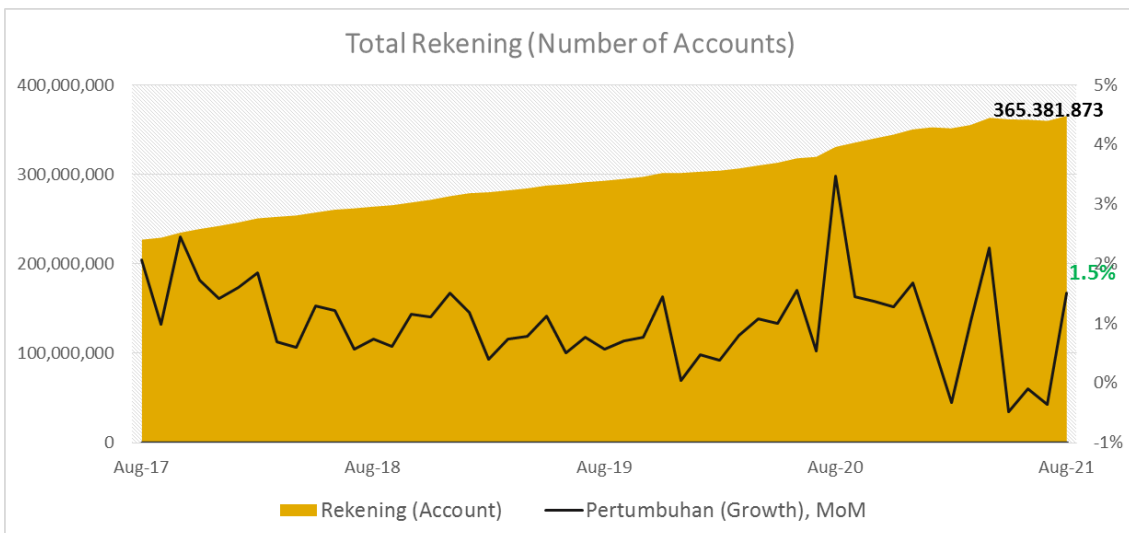
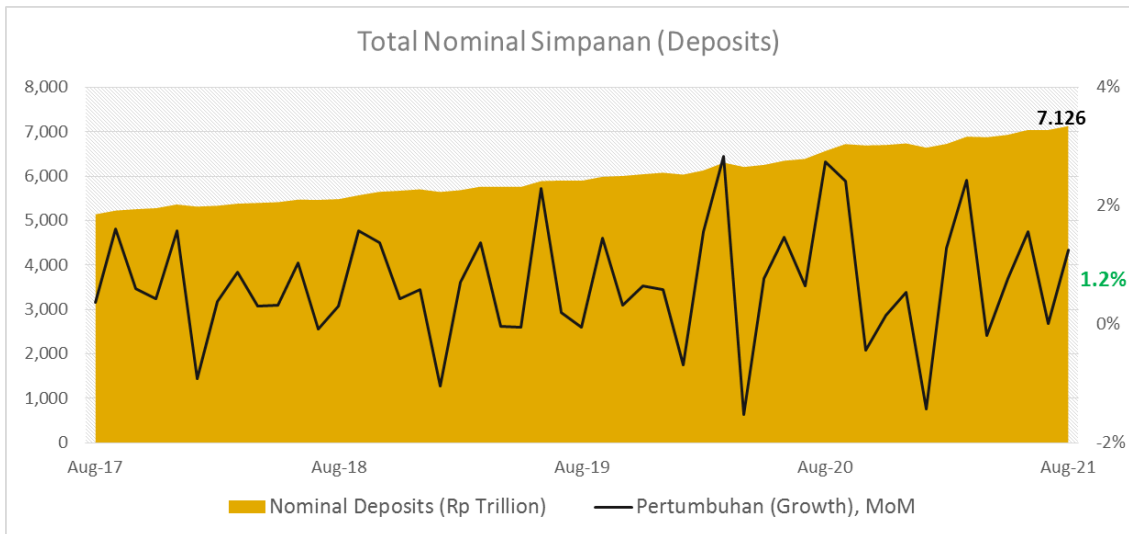


informasi@lps.go.id

RINGKASAN EKSEKUTIF

- 1) **Sumber data Distribusi Simpanan Bank Umum (BU) berasal dari Laporan Posisi Simpanan** yang disampaikan 107 Bank Umum kepada LPS setiap bulan sesuai ketentuan pasal 2 PLPS nomor 1 tahun 2016 tentang Laporan Bank Umum Peserta Penjaminan Simpanan.
- 2) Simpanan yang disajikan dalam laporan ini meliputi dana pihak ketiga dan simpanan dari bank lain, **tidak termasuk simpanan cabang luar negeri dan pinjaman bersaldo kredit.**
- 3) **Total nominal simpanan BU** bulan Agustus 2021 mencapai **Rp7.126 triliun**, naik 1,2% MoM.
 - Berdasarkan jenis simpanan, simpanan dengan nominal terbesar terdapat pada simpanan deposito yang mencakup 40,1% total simpanan. Kenaikan nominal simpanan terbesar terdapat pada jenis simpanan giro sebesar 2,5% MoM sedangkan penurunan pertumbuhan nominal simpanan terbesar terdapat pada jenis simpanan sertifikat deposito sebesar -31,4%.
 - Berdasarkan *tiering* simpanan, nominal simpanan terbesar terdapat pada *tiering* simpanan $N \geq$ Rp5 miliar yang mencakup 50% total simpanan. Kenaikan nominal terbesar terdapat pada *tiering* simpanan $N \geq$ Rp5 miliar sebesar 2,5% MoM sedangkan penurunan nominal terbesar terdapat pada *tiering* simpanan $N \leq$ Rp100 juta sebesar -0,7% MoM.
- 4) **Total rekening simpanan BU** bulan Agustus 2021 mencapai **365,4 juta rekening**, naik 1,5% MoM.
 - Berdasarkan jenis simpanan, jumlah rekening simpanan terbanyak terdapat pada simpanan tabungan yang mencakup 97,5% total rekening simpanan. Kenaikan jumlah rekening simpanan terbesar terdapat pada tabungan sebesar 1,5% MoM sedangkan penurunan jumlah rekening simpanan terbesar terdapat pada *deposit on call* sebesar -4,7%.
 - Berdasarkan *tiering* simpanan, jumlah rekening simpanan terbanyak terdapat pada *tiering* simpanan $N \leq$ Rp100 juta yang mencakup 98% total rekening simpanan. Kenaikan jumlah rekening simpanan terbesar terdapat pada *tiering* simpanan $N \leq$ Rp100 juta sebesar 1,5% MoM sedangkan penurunan jumlah rekening simpanan terbesar terdapat pada *tiering* simpanan Rp100 juta $< N \leq$ Rp200 juta sebesar -0,2% MoM.
- 5) Penjaminan simpanan LPS mencakup **365,1 juta rekening atau sebesar 99,9% total rekening dijamin penuh**, sedangkan 308.321 rekening atau sebesar 0,1% total rekening dijamin sebagian sampai dengan Rp2 miliar.

RINGKASAN PERTUMBUHAN SIMPANAN DEPOSITS GROWTH HIGHLIGHT



Year	Nominal (Rp Trillion)	Pertumbuhan Growth (YoY)	Rekening Accounts	Pertumbuhan Growth (YoY)
Aug-21	7,126	8.6%	365,381,873	10.5%
Dec-20	6,737	10.9%	350,324,950	16.1%
Dec-19	6,077	6.5%	301,697,958	9.4%
Dec-18	5,704	6.4%	275,764,037	13.8%
Dec-17	5,363	9.5%	242,396,164	21.6%

Year on Year (YoY) as of 31 August 2021

RINGKASAN DISTRIBUSI NOMINAL SIMPANAN NOMINAL DEPOSITS DISTRIBUTION HIGHLIGHTS

I. NOMINAL SIMPANAN

Nominal Deposits

No	Distribusi Simpanan	August-21 (Rp Trillion)	%	Perubahan (Change) (%)						Deposits Distribution						
				1M	3M	6M	YTD	1Y	3Y							
A. Simpanan										A. Deposits						
1	Nominal	7,126	100.0	▲	1.2	▲	2.8	▲	5.9	▲	5.8	▲	8.6	▲	30.0	Nominal
B. Jenis Simpanan										B. Type of Deposits						
2	Deposit on Call	56	0.8	▼	(16.0)	▼	(23.2)	▼	(21.7)	▼	(27.1)	▼	(8.5)	▼	(24.5)	Deposit on Call
3	Deposito	2,854	40.1	▲	1.0	▲	1.7	▲	3.8	▲	3.7	▲	3.5	▲	19.3	Time Deposits
4	Giro	1,938	27.2	▲	2.5	▲	5.4	▲	8.4	▲	12.4	▲	13.1	▲	50.8	Demand Deposits
5	Sertifikat Deposito	1	0.0	▼	(31.4)	▼	(60.8)	▼	(74.3)	▼	(83.7)	▼	(93.0)	▼	(93.4)	Certificate of Time Deposits
6	Tabungan	2,277	32.0	▲	1.1	▲	3.0	▲	7.7	▲	4.6	▲	12.9	▲	32.6	Saving Account
C. Kepemilikan Simpanan										C. Source of Fund						
7	Simpanan dari Bank Lain	83	1.2	▼	(7.1)	▼	(24.0)	▼	(15.4)	▼	(10.6)	▼	(15.2)	▼	(14.4)	Funds from Other Bank
8	DPK	7,043	98.8	▲	1.4	▲	3.3	▲	6.3	▲	6.0	▲	8.9	▲	30.8	Third Party-Fund
D. Jenis Usaha										D. Principal of Business						
9	Konvensional	6,631	93.1	▲	1.4	▲	2.9	▲	5.9	▲	5.8	▲	8.1	▲	29.0	Conventional
10	Syariah (Termasuk UUS)	495	6.9	▼	(0.5)	▲	1.8	▲	6.1	▲	5.3	▲	15.0	▲	44.2	Shariah
E. Tiering Nominal										E. Tiering of Nominal						
11	N ≤ 100 juta	938	13.2	▼	(0.7)	▼	(0.5)	▲	3.4	▼	(1.7)	▲	4.9	▲	17.7	N ≤ 100 million
12	100 juta < N ≤ 200 juta	388	5.4	▼	(0.2)	▲	0.8	▲	4.0	▲	2.2	▲	7.2	▲	22.8	100 million < N ≤ 200 million
13	200 juta < N ≤ 500 juta	618	8.7	▼	(0.1)	▲	0.3	▲	3.1	▲	1.8	▲	5.7	▲	25.2	200 million < N ≤ 500 million
14	500 juta < N ≤ 1 miliar	534	7.5	▲	0.2	▲	0.8	▲	2.5	▲	0.3	▲	4.8	▲	23.7	500 million < N ≤ 1 billion
15	1 miliar < N ≤ 2 miliar	470	6.6	▲	0.6	▲	1.7	▲	3.2	▲	1.8	▲	4.7	▲	24.1	1 billion < N ≤ 2 billion
16	2 miliar < N ≤ 5 miliar	603	8.5	▲	0.7	▲	2.1	▲	2.4	▲	1.1	▲	4.2	▲	19.4	2 billion < N ≤ 5 billion
17	N > 5 miliar	3,576	50.2	▲	2.5	▲	5.1	▲	8.9	▲	11.5	▲	12.2	▲	39.6	N > 5 billion
F. Kepemilikan Bank										F. Ownership						
18	Asing	223	3.1	▲	3.2	▲	0.2	▲	2.3	▲	12.4	▲	2.0	▲	18.4	Foreign Banks
19	Campuran	193	2.7	▲	2.1	▲	3.7	▲	4.3	▲	5.4	▲	5.1	▼	(3.8)	Mixed / Joint Banks
20	BPD	656	9.2	▲	0.2	▼	(0.0)	▲	5.3	▲	9.6	▲	3.5	▲	31.3	Regional Government Banks
21	BUMN	3,002	42.1	▲	1.1	▲	4.1	▲	6.6	▲	4.3	▲	6.3	▲	33.5	State-Owned Enterprises (SOEs)
22	Swasta Nasional	3,051	42.8	▲	1.4	▲	2.4	▲	5.8	▲	6.0	▲	12.9	▲	30.0	Private National Banks
G. Valuta Simpanan										G. Currency						
23	Rupiah (IDR)	6,137	86.1	▲	1.0	▲	2.6	▲	5.9	▲	5.2	▲	8.9	▲	30.6	Rupiah (IDR)
24	Valas	989	13.9	▲	2.7	▲	4.1	▲	6.3	▲	9.3	▲	6.3	▲	26.2	Foreign Currencies
H. BUKU Bank										H. Deposits by BUKU						
25	BUKU II	828	11.6	▲	1.1	▲	2.0	▲	4.8	▲	9.6	▲	7.1	▲	25.1	BUKU II
26	BUKU III	2,036	28.6	▲	2.2	▲	2.1	▲	4.7	▲	6.3	▲	11.2	▲	27.0	BUKU III
27	BUKU IV	4,262	59.8	▲	0.8	▲	3.3	▲	6.8	▲	4.8	▲	7.7	▲	32.4	BUKU IV
I. Cakupan Penjaminan (Rp2 M)										I. Insurance Coverage (Rp 2 b)						
28	Dijamin penuh (≤ Rp 2 miliar)	2,947	41.363	▼	(0.1)	▲	0.4	▲	3.2	▲	0.4	▲	5.3	▲	22.0	Fully insured (≤ Rp 2 billion)
29	Dijamin sebagian* (> Rp 2 miliar)	617	8.654	▲	0.9	▲	2.6	▲	3.1	▲	2.4	▲	5.5	▲	22.2	Partially insured* (> Rp 2 billion)
30	Tidak dijamin (> Rp 2 miliar)	3,562	50.0	▲	2.5	▲	5.0	▲	8.8	▲	11.3	▲	12.0	▲	39.0	Not insured (> Rp 2 billion)

*Hanya dijamin sebagian maksimal Rp2 Miliar

*Partially insured only max Rp2 billion

RINGKASAN DISTRIBUSI REKENING SIMPANAN DEPOSITS ACCOUNT DISTRIBUTION HIGHLIGHTS

II. REKENING

NUMBER OF ACCOUNT

No	Distribusi Simpanan	August-21	%	Perubahan (Change) (%)						Deposits Distribution
				1M	3M	6M	YTD	1Y	3Y	
A. Deposits										A. Deposits
1	Jumlah Rekening	365,381,873	100.0	▲ 1.5	▲ 1.0	▲ 3.9	▲ 4.3	▲ 10.5	▲ 38.4	Accounts
B. Jenis Simpanan										B. Type of Deposits
2	Deposit on Call	2,720	0.0	▼ (4.7)	▼ (14.9)	▼ (21.3)	▼ (43.0)	▼ (36.2)	▼ (49.2)	Deposit on Call
3	Deposito	5,063,701	1.4	▼ (0.3)	▼ (0.6)	▼ (0.8)	▼ (1.7)	▼ (1.7)	▲ 14.5	Time Deposits
4	Giro	4,208,103	1.2	▲ 0.9	▲ 0.7	▲ 1.1	▲ 2.6	▲ 9.4	▲ 28.6	Demand Deposits
5	Sertifikat Deposito	30	0.0	▼ (3.2)	▼ (11.8)	▼ (42.3)	▼ (65.1)	▼ (83.8)	▼ (86.8)	Certificate of Time Deposits
6	Tabungan	356,107,319	97.5	▲ 1.5	▲ 1.1	▲ 4.0	▲ 4.4	▲ 10.7	▲ 38.9	Saving Account
C. Kepemilikan Simpanan										C. Source of Fund
7	Simpanan dari Bank Lain	26,328	0.0	▲ 0.1	▲ 1.0	▼ (0.5)	▲ 0.9	▲ 6.8	▲ 3.1	Funds from Other Bank
8	DPK	365,355,545	100.0	▲ 1.5	▲ 1.0	▲ 3.9	▲ 4.3	▲ 10.5	▲ 38.4	Third Party-Fund
D. Jenis Usaha										D. Principal of Business
9	Konvensional	325,903,164	89.2	▲ 1.9	▲ 1.7	▲ 3.5	▲ 3.8	▲ 10.1	▲ 38.0	Conventional
10	Syariah (Termasuk UUS)	39,478,709	10.8	▼ (1.3)	▼ (4.1)	▲ 7.8	▲ 9.0	▲ 13.9	▲ 42.2	Shariah
E. Tiering Nominal										E. Tiering of Nominal
11	N ≤ 100 juta	359,291,171	98.3	▲ 1.5	▲ 1.0	▲ 3.9	▲ 4.3	▲ 10.5	▲ 38.7	N ≤ 100 million
12	100 juta < N ≤ 200 juta	2,770,362	0.8	▼ (0.2)	▲ 0.7	▲ 4.1	▲ 2.3	▲ 7.4	▲ 23.2	100 million < N ≤ 200 million
13	200 juta < N ≤ 500 juta	1,936,542	0.5	▼ (0.1)	▲ 0.5	▲ 3.4	▲ 2.1	▲ 6.4	▲ 26.3	200 million < N ≤ 500 million
14	500 juta < N ≤ 1 miliar	742,750	0.2	▲ 0.2	▲ 1.0	▲ 2.8	▲ 0.8	▲ 5.4	▲ 25.3	500 million < N ≤ 1 billion
15	1 miliar < N ≤ 2 miliar	332,727	0.1	▲ 0.7	▲ 1.9	▲ 3.7	▲ 2.5	▲ 5.6	▲ 25.6	1 billion < N ≤ 2 billion
16	2 miliar < N ≤ 5 miliar	193,072	0.1	▲ 0.7	▲ 2.2	▲ 2.4	▲ 1.2	▲ 4.3	▲ 19.9	2 billion < N ≤ 5 billion
17	N > 5 miliar	115,249	0.0	▲ 1.2	▲ 3.3	▲ 4.4	▲ 4.6	▲ 7.7	▲ 26.2	N > 5 billion
F. Kepemilikan Bank										F. Ownership
18	Asing	228,860	0.1	▼ (0.0)	▼ (0.4)	▼ (0.3)	▼ (0.2)	▲ 0.1	▼ (1.4)	Foreign Banks
19	Campuran	901,372	0.2	▲ 0.1	▲ 0.5	▲ 1.0	▲ 2.9	▲ 3.7	▲ 24.8	Mixed / Joint Banks
20	BPD	39,399,666	10.8	▲ 1.5	▲ 2.8	▲ 4.8	▲ 6.0	▲ 8.3	▲ 21.2	Regional Government Banks
21	BUMN	232,863,975	63.7	▲ 1.6	▼ (0.3)	▲ 1.2	▲ 1.1	▲ 8.6	▲ 41.0	State-Owned Enterprises (SOEs)
22	Swasta Nasional	91,988,000	25.2	▲ 1.3	▲ 3.9	▲ 11.2	▲ 12.4	▲ 16.5	▲ 40.7	Private National Banks
G. Valuta Simpanan										G. Currency
23	Rupiah (IDR)	364,056,404	99.6	▲ 1.5	▲ 1.0	▲ 3.9	▲ 4.3	▲ 10.5	▲ 38.4	Rupiah (IDR)
24	Valas	1,325,469	0.4	▲ 0.4	▲ 0.9	▲ 2.4	▲ 3.2	▲ 5.9	▲ 27.5	Foreign Currencies
H. BUKU Bank										H. Deposits by BUKU
25	BUKU II	34,441,962	9.4	▲ 5.4	▲ 17.4	▲ 20.7	▲ 21.4	▲ 23.8	▲ 35.6	BUKU II
26	BUKU III	73,151,056	20.0	▼ (0.5)	▼ (2.1)	▲ 4.5	▲ 5.4	▲ 9.4	▲ 37.0	BUKU III
27	BUKU IV	257,788,855	70.6	▲ 1.6	▲ 0.1	▲ 1.9	▲ 2.1	▲ 9.2	▲ 39.2	BUKU IV
I. Cakupan Penjaminan (Rp2 M)										I. Insurance Coverage (Rp 2 b)
28	Dijamin penuh (≤ Rp 2 miliar)	365,073,552	99.9	▲ 1.5	▲ 1.0	▲ 3.9	▲ 4.3	▲ 10.5	▲ 38.4	Fully insured (≤ Rp 2 billion)
29	Dijamin sebagian* (> Rp 2 miliar)	308,321	0.1	▲ 0.9	▲ 2.6	▲ 3.1	▲ 2.4	▲ 5.5	▲ 22.2	Partially insured* (> Rp 2 billion)

*Hanya dijamin maksimal Rp2 Miliar

*Only insured max Rp2 billion

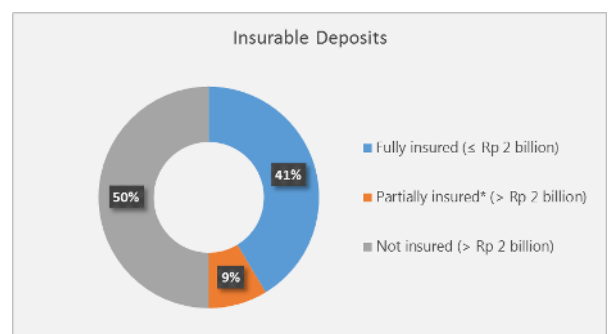
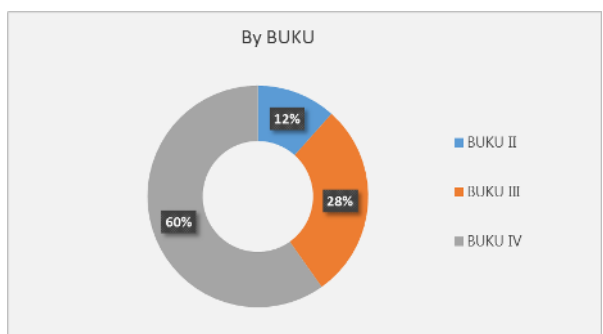
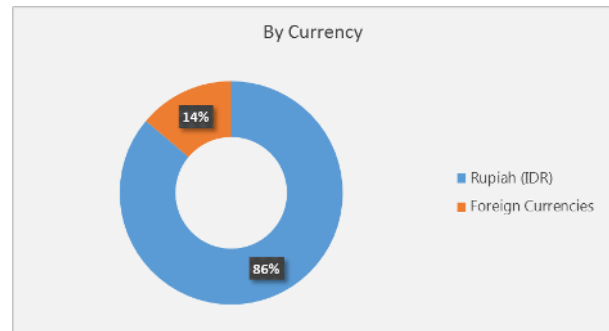
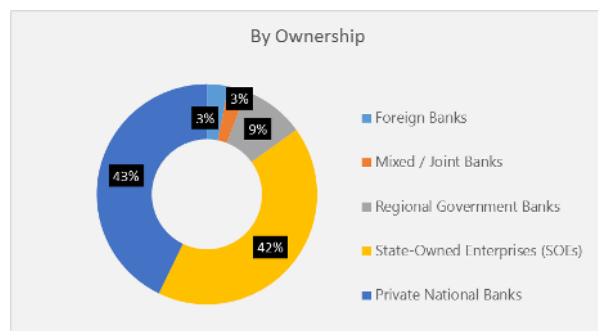
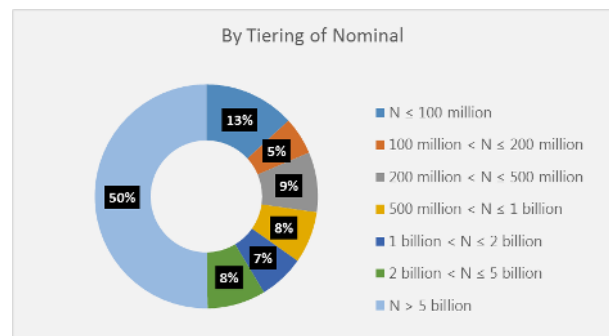
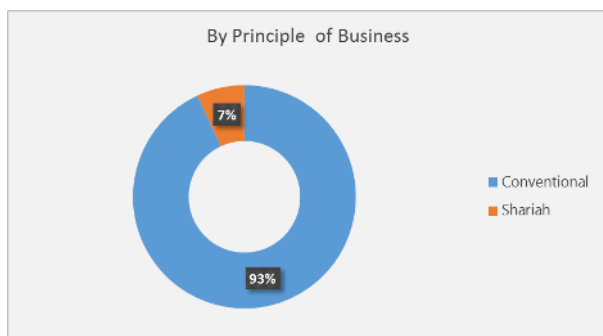
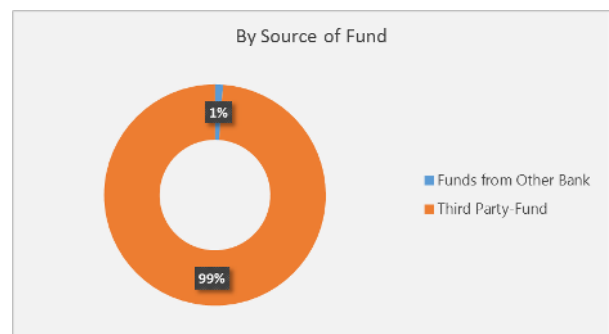
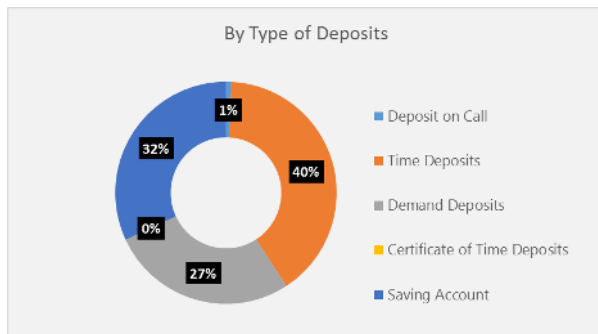
PETA MUSIMAN NOMINAL SIMPANAN (BULANAN)
DEPOSITS SEASONALITY HEATMAP (MoM)

I. Nominal Simpanan												
Year	Jan	Feb	Mar	Apr	Mei	Jun	Jul	Ags	Sep	Okt	Nov	Des
2021	-1.4%	1.3%	2.4%	-0.2%	0.8%	1.6%	0.0%	1.2%	-	-	-	-
2020	-0.7%	1.6%	2.8%	-1.5%	0.8%	1.5%	0.6%	2.7%	2.4%	-0.4%	0.2%	0.5%
2019	-1.1%	0.7%	1.4%	0.0%	0.0%	2.3%	0.2%	0.0%	1.5%	0.3%	0.6%	0.6%
2018	-0.9%	0.4%	0.9%	0.3%	0.3%	1.0%	-0.1%	0.3%	1.6%	1.4%	0.4%	0.6%
2017	-0.1%	0.5%	1.7%	0.2%	1.8%	0.5%	-0.2%	0.4%	1.6%	0.6%	0.4%	1.6%
2016	-0.1%	1.0%	0.8%	0.3%	0.6%	1.2%	0.4%	0.4%	-0.1%	1.1%	1.7%	1.9%

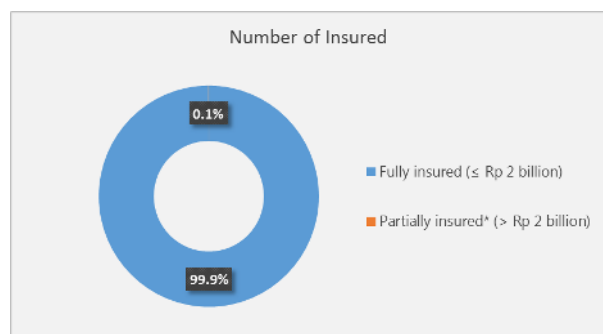
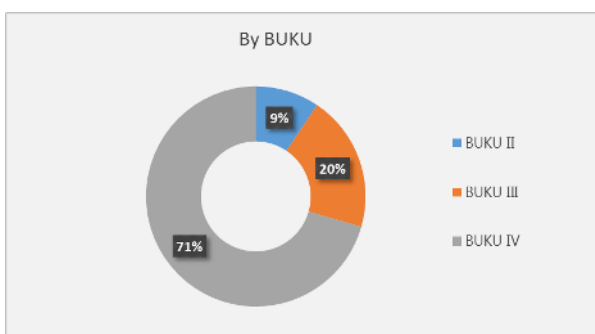
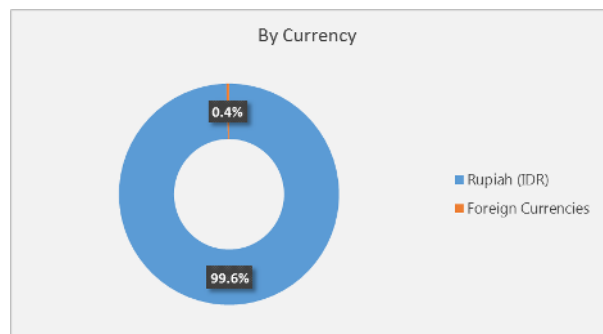
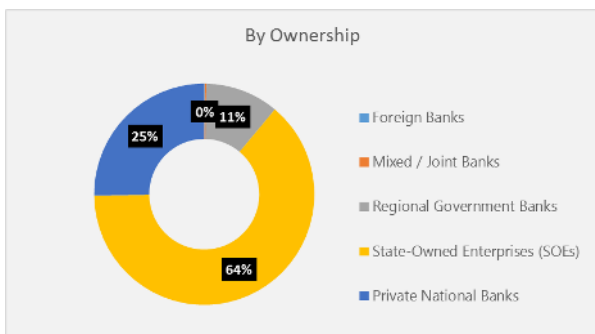
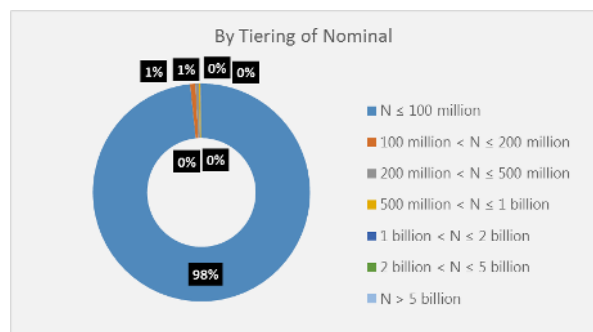
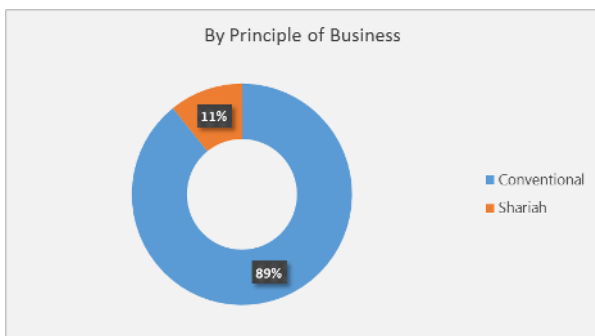
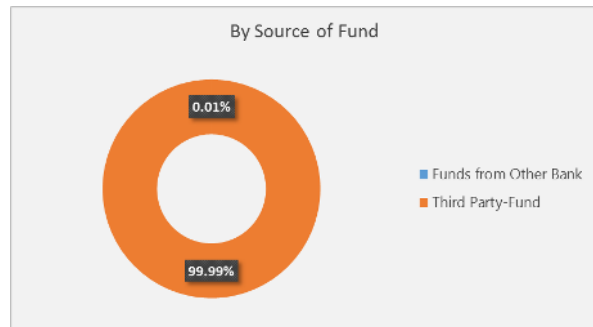
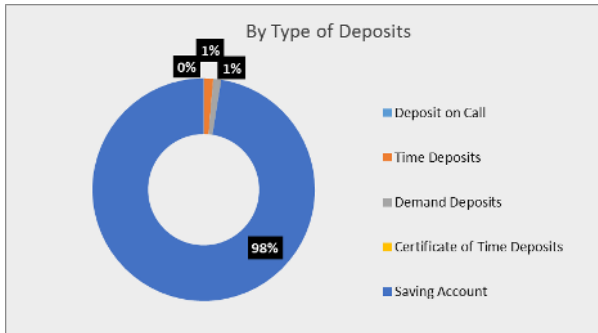
II. Nominal Simpanan Berdasarkan Tingkatan (≤ Rp100 juta)												
Year	Jan	Feb	Mar	Apr	Mei	Jun	Jul	Ags	Sep	Okt	Nov	Des
2021	-3.7%	-1.3%	0.4%	4.1%	-0.5%	0.3%	-0.1%	-0.7%	-	-	-	-
2020	-2.6%	-0.4%	0.0%	1.0%	3.7%	-1.1%	-0.3%	1.0%	2.1%	0.5%	1.1%	2.8%
2019	-2.1%	-0.7%	-0.3%	0.5%	7.7%	-4.1%	0.7%	-0.8%	-0.1%	0.6%	1.0%	3.4%
2018	-2.6%	0.6%	-0.1%	0.9%	4.0%	-0.2%	0.8%	0.1%	-0.1%	0.2%	1.3%	3.6%
2017	-4.3%	0.0%	0.4%	-0.3%	0.6%	4.1%	-0.3%	0.5%	-0.3%	0.4%	2.4%	3.6%
2016	-2.9%	-0.1%	-0.5%	1.6%	-0.9%	7.3%	-3.5%	0.1%	0.0%	0.1%	2.1%	5.0%

III. Nominal Simpanan Berdasarkan Tingkatan (> Rp5 miliar)												
Year	Jan	Feb	Mar	Apr	Mei	Jun	Jul	Ags	Sep	Okt	Nov	Des
2021	-1.1%	3.5%	5.0%	-1.8%	0.6%	2.5%	0.0%	2.5%	-	-	-	-
2020	0.4%	2.9%	5.7%	-3.7%	-0.3%	2.4%	1.0%	4.7%	3.9%	-1.1%	-0.7%	-1.3%
2019	-0.3%	1.7%	2.9%	-0.1%	-3.2%	4.6%	-0.5%	-0.1%	2.8%	0.2%	0.6%	-2.1%
2018	-0.2%	0.8%	2.1%	0.3%	-1.1%	1.1%	-1.3%	0.5%	3.1%	2.4%	0.3%	-2.7%
2017	2.6%	1.2%	3.9%	0.2%	3.0%	-1.4%	-0.8%	0.5%	2.9%	0.8%	-0.2%	-0.3%
2016	2.5%	2.5%	2.6%	-0.2%	0.9%	-0.7%	0.9%	0.2%	0.8%	2.4%	1.9%	-0.9%

RINCIAN NOMINAL SIMPANAN NOMINAL BREAKDOWN (as of August 2021)



RINCIAN REKENING SIMPANAN ACCOUNT BREAKDOWN (as of August 2021)



SIMPANAN BERDASARKAN KEPEMILIKAN SIMPANAN, JENIS SIMPANAN DAN MATA UANG
DEPOSITS BY OWNERSHIP OF DEPOSITS, TYPE OF DEPOSITS AND CURRENCY
(as of August 2021)

Jenis Simpanan	Third Party-Fund		Funds from Other Bank		TOTAL		Type of Deposits
	Account	Nominal (Rp Trillion)	Account	Nominal (Rp Trillion)	Account	Nominal (Rp Trillion)	
Giro	4,197,249	1,890	10,854	48	4,208,103	1,938	Demand Deposits
Rupiah (IDR)	4,014,953	1,381	10,461	37	4,025,414	1,418	Rupiah (IDR)
Valuta Asing	182,296	509	393	11	182,689	520	Foreign Currencies
Tabungan	356,100,120	2,270	7,199	7	356,107,319	2,277	Saving Account
Rupiah (IDR)	355,104,097	2,113	7,195	7	355,111,292	2,120	Rupiah (IDR)
Valuta Asing	996,023	157	4	0	996,027	157	Foreign Currencies
Deposito on Call	2,615	49	105	7	2,720	56	Deposit on Call
Rupiah (IDR)	2,507	43	105	7	2,612	50	Rupiah (IDR)
Valuta Asing	108	6	-	-	108	6	Foreign Currencies
Deposito	5,055,552	2,834	8,149	20	5,063,701	2,854	Time Deposits
Rupiah (IDR)	4,908,919	2,531	8,137	17	4,917,056	2,548	Rupiah (IDR)
Valuta Asing	146,633	303	12	3	146,645	306	Foreign Currencies
Sertifikat Deposito	9	0	21	1	30	1	Certificate of Time Deposits
Rupiah (IDR)	9	0	21	1	30	1	Rupiah (IDR)
Valuta Asing	-	-	-	-	-	-	Foreign Currencies
TOTAL	365,355,545	7,043	26,328	83	365,381,873	7,126	TOTAL
Rupiah (IDR)	364,030,485	6,068	25,919	69	364,056,404	6,137	Rupiah (IDR)
Valuta Asing	1,325,060	974	409	14	1,325,469	989	Foreign Currencies

SIMPANAN BERDASARKAN KEPEMILIKAN SIMPANAN, TIERING NOMINAL DAN MATA UANG

DEPOSITS BY OWNERSHIP OF DEPOSITS, NOMINAL TIERING AND CURRENCY

(as of August 2021)

Tiering Simpanan	Third Party-Fund		Funds from Other Bank		TOTAL		Nominal Tiering
	Account	Nominal (Rp Trillion)	Account	Nominal (Rp Trillion)	Account	Nominal (Rp Trillion)	
N ≤ 100 Jt	359,281,406	938	9,765	0	359,291,171	938	N ≤ 100 M
Rupiah (IDR)	358,260,203	924	9,673	0	358,269,876	924	Rupiah (IDR)
Valuta Asing	1,021,203	14	92	0	1,021,295	14	Foreign Currencies
100 Jt < N ≤ 200 Jt	2,768,358	388	2,004	0	2,770,362	388	100 M < N ≤ 200 M
Rupiah (IDR)	2,665,184	373	1,981	0	2,667,165	373	Rupiah (IDR)
Valuta Asing	103,174	15	23	0	103,197	15	Foreign Currencies
200 Jt < N ≤ 500 Jt	1,932,136	616	4,406	2	1,936,542	618	200 M < N ≤ 500 M
Rupiah (IDR)	1,834,015	585	4,372	2	1,838,387	586	Rupiah (IDR)
Valuta Asing	98,121	31	34	0	98,155	31	Foreign Currencies
500 Jt < N ≤ 1 M	739,069	531	3,681	3	742,750	534	500 M < N ≤ 1 B
Rupiah (IDR)	694,602	500	3,655	3	698,257	503	Rupiah (IDR)
Valuta Asing	44,467	31	26	0	44,493	31	Foreign Currencies
1 M < N ≤ 2 M	329,819	466	2,908	5	332,727	470	1 B < N ≤ 2 B
Rupiah (IDR)	304,316	430	2,873	5	307,189	435	Rupiah (IDR)
Valuta Asing	25,503	36	35	0	25,538	36	Foreign Currencies
2 M < N ≤ 5 M	191,039	596	2,033	7	193,072	603	2 B < N ≤ 5 B
Rupiah (IDR)	175,165	547	1,997	7	177,162	553	Rupiah (IDR)
Valuta Asing	15,874	49	36	0	15,910	49	Foreign Currencies
N > 5 M	113,718	3,509	1,531	67	115,249	3,576	N > 5 B
Rupiah (IDR)	97,000	2,711	1,368	53	98,368	2,763	Rupiah (IDR)
Valuta Asing	16,718	799	163	14	16,881	812	Foreign Currencies
TOTAL	365,355,545	7,043	26,328	83	365,381,873	7,126	TOTAL
Rupiah (IDR)	364,030,485	6,068	25,919	69	364,056,404	6,137	Rupiah (IDR)
Valuta Asing	1,325,060	974	409	14	1,325,469	989	Foreign Currencies

SIMPANAN BERDASARKAN KEPEMILIKAN SIMPANAN, BESARAN NILAI SIMPANAN DAN MATA UANG
DEPOSITS BY OWNERSHIP OF DEPOSITS, NOMINAL OF DEPOSITS AND CURRENCY (as of August 2021)

Besaran Nilai Simpanan	Third Party-Fund		Funds from Other Bank		TOTAL		Nominal of Deposits
	Account	Nominal (Rp Trillion)	Account	Nominal (Rp Trillion)	Account	Nominal (Rp Trillion)	
N ≤ 2 M	365,050,788	2,938	22,764	10	365,073,552	2,947	N ≤ IDR 2 B
Rupiah (IDR)	363,758,320	2,811	22,554	10	363,780,874	2,821	Rupiah (IDR)
Valuta Asing	1,292,468	127	210	0	1,292,678	127	Foreign Currencies
N > 2 M	304,757	4,105	3,564	73	308,321	4,178	N > IDR 2 B
Rupiah (IDR)	272,165	3,257	3,365	59	275,530	3,317	Rupiah (IDR)
Valuta Asing	32,592	848	199	14	32,791	862	Foreign Currencies
TOTAL	365,355,545	7,043	26,328	83	365,381,873	7,126	TOTAL
Rupiah (IDR)	364,030,485	6,068	25,919	69	364,056,404	6,137	Rupiah (IDR)
Valuta Asing	1,325,060	974	409	14	1,325,469	989	Foreign Currencies

SIMPANAN BERDASARKAN KEPEMILIKAN SIMPANAN, SIMPANAN DIJAMIN DAN MATA UANG
DEPOSITS BY OWNERSHIP OF DEPOSITS, INSURED DEPOSITS AND CURRENCY (as of August 2021)

Simpanan Dijamin	Third Party-Fund		Funds from Other Bank		TOTAL		Insured Deposits
	Account	Nominal (Rp Trillion)	Account	Nominal (Rp Trillion)	Account	Nominal (Rp Trillion)	
N ≤ 2 M (Dijamin Seluruh)	365,050,788	2,938	22,764	10	365,073,552	2,947	N ≤ IDR 2 B (Fully insured)
Rupiah (IDR)	363,758,320	2,811	22,554	10	363,780,874	2,821	Rupiah (IDR)
Valuta Asing	1,292,468	127	210	0	1,292,678	127	Foreign Currencies
N > 2 M (Dijamin Sebagian)	304,757	610	3,564	7	308,321	617	N > IDR 2 B (Partially insured)
Rupiah (IDR)	272,165	544	3,365	7	275,530	551	Rupiah (IDR)
Valuta Asing	32,592	65	199	0	32,791	66	Foreign Currencies
TOTAL	365,355,545	3,547	26,328	17	365,381,873	3,564	TOTAL
Rupiah (IDR)	364,030,485	3,355	25,919	17	364,056,404	3,372	Rupiah (IDR)
Valuta Asing	1,325,060	192	409	0	1,325,469	192	Foreign Currencies

SIMPANAN BERDASARKAN PROVINSI
DEPOSITS BY PROVINCES
(as of August 2021)

No	Provinsi (Province)	Jumlah Rekening (Number of Account)*	Nominal* (Rp Trillion)
1	Aceh	2,146,734	22
2	Bali	728,835	23
3	Banten	190,419	5
4	Bengkulu	379,523	7
5	Daerah Istimewa Yogyakarta	948,329	13
6	Daerah Khusus Ibukota Jakarta	328,891,876	6,479
7	Jambi	357,393	11
8	Jawa Barat	6,067,505	118
9	Jawa Tengah	2,470,457	63
10	Jawa Timur	6,071,972	100
11	Kalimantan Barat	1,986,835	17
12	Kalimantan Selatan	425,611	12
13	Kalimantan Tengah	401,908	8
14	Kalimantan Timur	973,638	25
15	Lampung	537,469	8
16	Maluku	341,362	7
17	Nusa Tenggara Barat	935,705	8
18	Nusa Tenggara Timur	1,636,795	14
19	Papua	1,524,208	20
20	Riau	1,150,830	23
21	Sulawesi Selatan	781,325	20
22	Sulawesi Tengah	414,642	6
23	Sulawesi Tenggara	482,211	8
24	Sulawesi Utara	532,153	16
25	Sumatera Barat	2,071,505	22
26	Sumatera Selatan	1,245,020	26
27	Sumatera Utara	1,687,613	43
	TOTAL	365,381,873	7,126

*) Based on head office in provinces.