



DISTRIBUSI SIMPANAN BANK UMUM

DEPOSITS DISTRIBUTION OF COMMERCIAL BANK

Mei 2021
5M-21

Indonesia Deposit Insurance Corporation
Insurance Premium Settlement Group



2021 Indonesia Deposit Insurance Corporation. All rights reserved.

The facts and opinions stated or expressed in this publication are for information purposes only and are not necessarily and must not be relied upon as being those of the publisher or of the institutions for which the contributing authors work. Although every care has been taken to ensure the accuracy of the information contained within the publication, it should not be by any person relied upon as the basis for taking any action or making any decision. The Indonesia Deposit Insurance Corporation cannot be held liable or otherwise responsible in anyway for any advice, action taken or decision made on the basis of the facts and opinions stated or expressed or stated within this publication.

DAFTAR ISI

TABLE OF CONTENT

Informasi Umum	3	General Information	3
Ringkasan Pertumbuhan Simpanan	4	Deposit Growth Highlights	4
Ringkasan Distribusi Nominal Simpanan	5	Deposits Distribution Highlights (Nominal)	5
Ringkasan Distribusi Rekening Simpanan	6	Deposit Accounts Distribution Highlights	6
Peta Musiman Nominal Simpanan	7	Deposits Seasonality Heatmap	7
Grafik <i>Pie</i> Nominal Simpanan	8	Deposits Pie Chart (Nominal)	9
Grafik <i>Pie</i> Rekening Simpanan	9	Deposit Account Pie Chart	10
Simpanan Berdasarkan Kepemilikan Simpanan, Jenis Simpanan dan Valuta	10	Deposits by Ownership of Deposits, Type of Deposits and Currency	10
Simpanan Berdasarkan Kepemilikan Simpanan, Tiering Nominal dan Valuta	11	Deposits by Ownership of Deposits, Nominal Tiering and Currency	11
Simpanan Berdasarkan Kepemilikan Simpanan, Besaran Nilai Simpanan dan Valuta	12	Deposits by Ownership of Deposits, Nominal of Deposits and Currency	12
Simpanan Berdasarkan Kepemilikan Simpanan, Simpanan yang Dijamin dan Valuta	12	Deposits by Ownership of Deposits, Insured Deposits and Currency	12
Simpanan Berdasarkan Provinsi	13	Deposits by Province	13

Informasi Umum

Sumber Data

Data bersumber dari Laporan Posisi Simpanan yang disampaikan oleh 107 bank umum kepada Lembaga Penjamin Simpanan, yang terdiri dari 95 Bank Umum Konvensional dan 12 Bank Umum Syariah.

Definisi

- 1) Simpanan meliputi dana pihak ketiga dan simpanan dari bank lain.
- 2) Simpanan Yang Dijamin meliputi:
 - a) Seluruh simpanan dengan nominal sampai dengan Rp2 miliar.
 - b) Dijamin sebagian (Rp2 miliar) dari seluruh simpanan dengan nominal di atas Rp2 miliar.
- 3) Besaran Nilai Simpanan yang Dijamin adalah Rp2 miliar per nasabah per bank, sebagaimana diatur dalam Peraturan Pemerintah No. 66 Tahun 2008.
- 4) Simpanan yang disajikan tidak termasuk simpanan luar negeri dan pinjaman bersaldo kredit.

Kotak Masukan dan Saran:



informasi@lps.go.id

General Information

Source of Data

The data are based on The Deposits Position Report which submitted by 107 commercial banks to Indonesia Deposit Insurance Corporation, comprised of 95 conventional banks and 12 shariah banks.

Definition

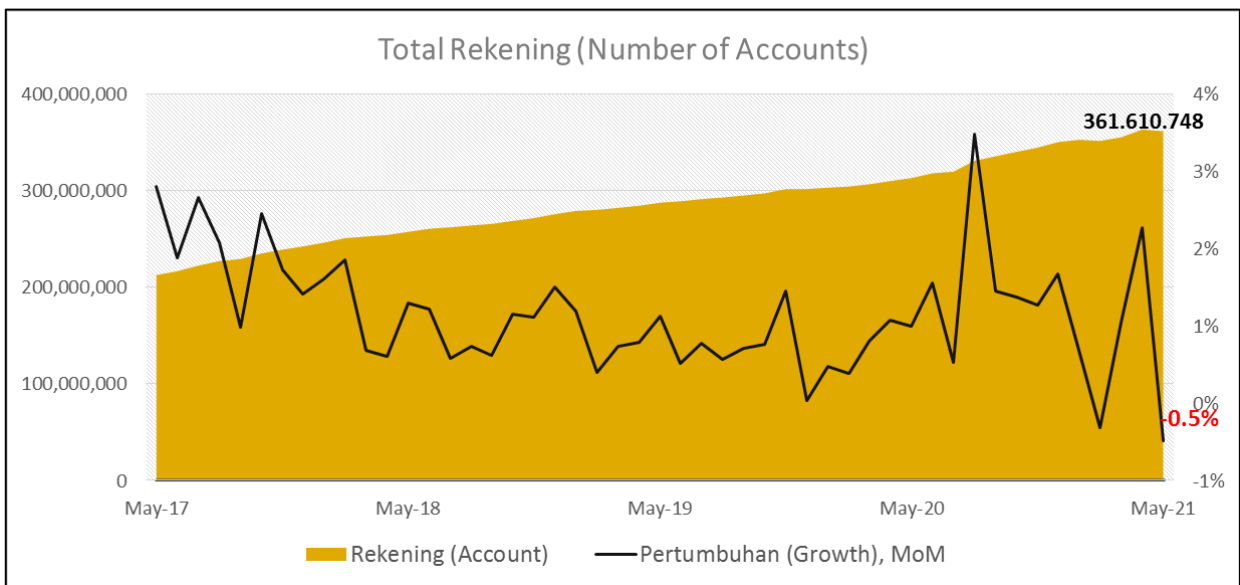
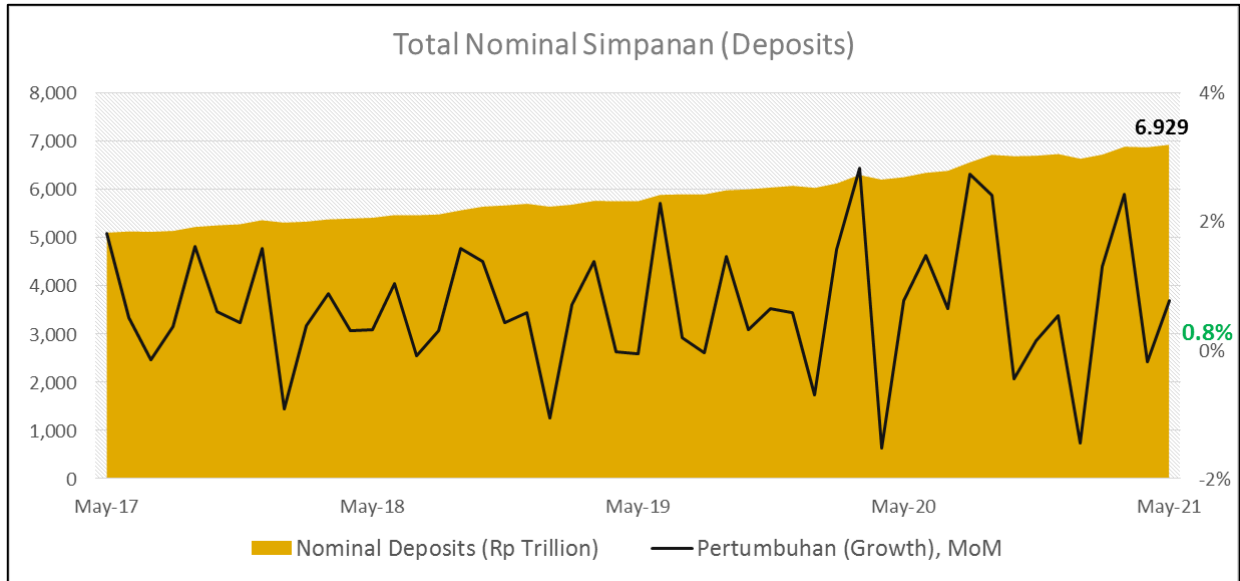
- 1) The deposits comprised of third party-fund and funds from other bank.
- 2) Insured deposits consist of:
 - a) Fully insured deposits with nominal under Rp 2 billion.
 - b) Partially insured deposits with nominal above Rp 2 billion.
- 3) The maximum amount of deposit insured is Rp 2 billion per depositor per bank as stipulated under Government Regulation Number 66 Year 2008.
- 4) The deposits presented does not include overseas deposits and credit loan balance.

Feedback and Suggestion Box:



informasi@lps.go.id

RINGKASAN PERTUMBUHAN SIMPANAN DEPOSITS GROWTH HIGHLIGHT



Year	Nominal (Rp Trillion)	Pertumbuhan Growth (YoY)	Rekening Accounts	Pertumbuhan Growth (YoY)
May-21	6,929	10.8%	361,610,748	15.5%
Dec-20	6,737	10.9%	350,324,950	16.1%
Dec-19	6,077	6.5%	301,697,958	9.4%
Dec-18	5,704	6.4%	275,764,037	13.8%
Dec-17	5,363	9.5%	242,396,164	21.6%

Year on Year (YoY) as of 31 Mei 2021

RINGKASAN DISTRIBUSI NOMINAL SIMPANAN NOMINAL DEPOSITS DISTRIBUTION HIGHLIGHTS

I. NOMINAL SIMPANAN

Nominal Deposits

I. NOMINAL SIMPANAN

NOMINAL DEPOSITS

No	Distribusi Simpanan	May-21 (Rp Trillion)	%	Perubahan (Change) (%)						Deposits Distribution
				1M	3M	6M	YTD	1Y	3Y	
A. Simpanan										A. Deposits
1	Nominal	6,929	100.0	▲ 0.8	▲ 3.0	▲ 3.4	▲ 2.9	▲ 10.8	▲ 28.0	Nominal
B. Jenis Simpanan										B. Type of Deposits
2	Deposit on Call	73	1.1	▼ (1.0)	▲ 2.0	▲ 39.2	▼ (5.1)	▼ (5.8)	▲ 2.9	Deposit on Call
3	Deposito	2,805	40.5	▲ 0.4	▲ 2.1	▲ 1.4	▲ 1.9	▲ 7.3	▲ 21.3	Time Deposits
4	Giro	1,838	26.5	▲ 0.7	▲ 2.9	▲ 3.7	▲ 6.6	▲ 16.9	▲ 37.8	Demand Deposits
5	Sertifikat Deposito	3	0.0	▼ (21.0)	▼ (34.5)	▼ (66.9)	▼ (58.6)	▼ (82.1)	▼ (85.3)	Certificate of Time Deposits
6	Tabungan	2,211	31.9	▲ 1.4	▲ 4.5	▲ 5.1	▲ 1.5	▲ 11.8	▲ 31.7	Saving Account
C. Kepemilikan Simpanan										C. Source of Fund
7	Simpanan dari Bank Lain	110	1.6	▲ 10.3	▲ 11.4	▲ 24.8	▲ 17.7	▲ 12.0	▲ 4.3	Funds from Other Bank
8	DPK	6,820	98.4	▲ 0.6	▲ 2.9	▲ 3.1	▲ 2.6	▲ 10.8	▲ 28.4	Third Party-Fund
D. Jenis Usaha										D. Principal of Business
9	Konvensional	6,443	93.0	▲ 0.7	▲ 2.9	▲ 3.4	▲ 2.8	▲ 10.3	▲ 27.1	Conventional
10	Syariah (Termasuk UUS)	486	7.0	▲ 1.9	▲ 4.3	▲ 4.0	▲ 3.5	▲ 18.0	▲ 41.4	Shariah
E. Tiering Nominal										E. Tiering of Nominal
11	N ≤ 100 juta	943	13.6	▼ (0.5)	▲ 4.0	▲ 1.6	▼ (1.2)	▲ 5.0	▲ 19.2	N ≤ 100 million
12	100 juta < N ≤ 200 juta	385	5.6	▲ 1.7	▲ 3.1	▲ 3.7	▲ 1.4	▲ 7.2	▲ 25.2	100 million < N ≤ 200 million
13	200 juta < N ≤ 500 juta	616	8.9	▲ 2.1	▲ 2.9	▲ 3.5	▲ 1.5	▲ 7.7	▲ 29.7	200 million < N ≤ 500 million
14	500 juta < N ≤ 1 miliar	530	7.6	▲ 1.6	▲ 1.7	▲ 2.5	▼ (0.5)	▲ 7.0	▲ 25.9	500 million < N ≤ 1 billion
15	1 miliar < N ≤ 2 miliar	462	6.7	▲ 1.2	▲ 1.4	▲ 1.5	▲ 0.0	▲ 7.1	▲ 24.9	1 billion < N ≤ 2 billion
16	2 miliar < N ≤ 5 miliar	590	8.5	▲ 0.7	▲ 0.3	▲ 0.7	▼ (1.0)	▲ 5.5	▲ 19.4	2 billion < N ≤ 5 billion
17	N > 5 miliar	3,404	49.1	▲ 0.6	▲ 3.7	▲ 4.8	▲ 6.2	▲ 15.8	▲ 33.1	N > 5 billion
F. Kepemilikan Bank										F. Ownership
18	Asing	223	3.2	▲ 4.0	▲ 2.1	▲ 2.0	▲ 12.2	▲ 2.5	▲ 17.4	Foreign Banks
19	Campuran	186	2.7	▲ 1.6	▲ 0.5	▲ 3.6	▲ 1.6	▼ (1.3)	▼ (5.3)	Mixed / Joint Banks
20	BPD	656	9.5	▼ (1.0)	▲ 5.3	▼ (0.9)	▲ 9.6	▲ 17.3	▲ 25.0	Regional Government Banks
21	BUMN	2,885	41.6	▼ (0.4)	▲ 2.4	▲ 2.7	▲ 0.2	▲ 9.3	▲ 33.7	State-Owned Enterprises (SOEs)
22	Swasta Nasional	2,980	43.0	▲ 2.0	▲ 3.4	▲ 5.2	▲ 3.5	▲ 12.4	▲ 27.0	Private National Banks
G. Valuta Simpanan										G. Currency
23	Rupiah (IDR)	5,980	86.3	▲ 1.0	▲ 3.2	▲ 3.5	▲ 2.5	▲ 11.5	▲ 27.9	Rupiah (IDR)
24	Valas	949	13.7	▼ (0.6)	▲ 2.1	▲ 3.0	▲ 4.9	▲ 6.5	▲ 28.2	Foreign Currencies
H. BUKU Bank										H. Deposits by BUKU
25	BUKU II	811	11.7	▲ 0.0	▲ 2.7	▲ 2.4	▲ 7.4	▲ 12.5	▲ 18.8	BUKU II
26	BUKU III	1,994	28.8	▲ 1.0	▲ 2.5	▲ 2.7	▲ 4.1	▲ 13.0	▲ 24.3	BUKU III
27	BUKU IV	4,124	59.5	▲ 0.8	▲ 3.3	▲ 3.9	▲ 1.4	▲ 9.4	▲ 31.8	BUKU IV
I. Cakupan Penjaminan (Rp 2 m)										I. Insurance Coverage (Rp 2 b)
28	Dijamin penuh (≤ Rp 2 miliar)	2,935	42.4	▲ 1.0	▲ 2.8	▲ 2.4	▲ 0.0	▲ 6.5	▲ 24.2	Fully insured (≤ Rp 2 billion)
29	Dijamin sebagian* (> Rp 2 miliar)	601	8.7	▲ 0.7	▲ 0.5	▲ 1.0	▼ (0.2)	▲ 6.4	▲ 21.2	Partially insured* (> Rp 2 billion)
30	Tidak dijamin (> Rp 2 miliar)	3,393	49.0	▲ 0.6	▲ 3.7	▲ 4.7	▲ 6.0	▲ 15.6	▲ 32.8	Not insured (> Rp 2 billion)

*Hanya dijamin sebagian maksimal Rp2 Miliar

*Partially insured only max Rp2 billion

RINGKASAN DISTRIBUSI REKENING SIMPANAN DEPOSITS ACCOUNT DISTRIBUTION HIGHLIGHTS

II. REKENING

II. JUMLAH REKENING SIMPANAN

NUMBER OF ACCOUNT

NUMBER OF ACCOUNT

No	Distribusi Simpanan	May-21	%	Perubahan (Change) (%)					1Y	3Y	Deposits Distribution
				1M	3M	6M	YTD				
A. Deposits											
1	Jumlah Rekening	361,610,748	100.0	▼ (0.5)	▲ 2.8	▲ 5.0	▲ 3.2	▲ 15.5	▲ 40.5	Accounts	
B. Jenis Simpanan											
2	Deposit on Call	3,195	0.0	▼ (7.5)	▼ (7.6)	▼ (12.2)	▼ (33.0)	▼ (38.0)	▼ (37.1)	Deposit on Call	
3	Deposito	5,094,804	1.4	▲ 0.7	▼ (0.2)	▼ (0.8)	▼ (1.1)	▲ 0.4	▲ 18.6	Time Deposits	
4	Giro	4,179,162	1.2	▼ (2.5)	▲ 0.4	▲ 2.5	▲ 1.9	▲ 12.0	▲ 29.0	Demand Deposits	
5	Sertifikat Deposito	34	0.0	▼ (22.7)	▼ (34.6)	▼ (68.8)	▼ (60.5)	▼ (84.3)	▼ (87.8)	Certificate of Time Deposits	
6	Tabungan	352,333,553	97.4	▼ (0.5)	▲ 2.9	▲ 5.1	▲ 3.3	▲ 15.8	▲ 41.0	Saving Account	
C. Kepemilikan Simpanan											
7	Simpanan dari Bank Lain	26,056	0.0	▲ 0.9	▼ (1.5)	▲ 1.2	▼ (0.1)	▲ 8.5	▲ 2.4	Funds from Other Bank	
8	DPK	361,584,692	100.0	▼ (0.5)	▲ 2.8	▲ 5.0	▲ 3.2	▲ 15.5	▲ 40.5	Third Party-Fund	
D. Jenis Usaha											
9	Konvensional	320,438,960	88.6	▼ (1.4)	▲ 1.7	▲ 3.8	▲ 2.0	▲ 14.6	▲ 39.3	Conventional	
10	Syariah (Termasuk UUS)	41,171,788	11.4	▲ 7.4	▲ 12.5	▲ 14.8	▲ 13.7	▲ 22.9	▲ 50.7	Shariah	
E. Tiering Nominal											
11	N ≤ 100 juta	355,570,580	98.3	▼ (0.5)	▲ 2.8	▲ 5.0	▲ 3.3	▲ 15.6	▲ 40.7	N ≤ 100 million	
12	100 juta < N ≤ 200 juta	2,749,842	0.8	▲ 1.8	▲ 3.3	▲ 4.0	▲ 1.5	▲ 7.4	▲ 25.8	100 million < N ≤ 200 million	
13	200 juta < N ≤ 500 juta	1,927,712	0.5	▲ 2.1	▲ 3.0	▲ 3.8	▲ 1.6	▲ 8.1	▲ 30.9	200 million < N ≤ 500 million	
14	500 juta < N ≤ 1 miliar	735,676	0.2	▲ 1.6	▲ 1.8	▲ 2.8	▼ (0.2)	▲ 7.3	▲ 27.4	500 million < N ≤ 1 billion	
15	1 miliar < N ≤ 2 miliar	326,431	0.1	▲ 1.4	▲ 1.7	▲ 2.0	▲ 0.6	▲ 7.8	▲ 25.9	1 billion < N ≤ 2 billion	
16	2 miliar < N ≤ 5 miliar	188,977	0.1	▲ 0.8	▲ 0.2	▲ 0.8	▼ (1.0)	▲ 5.5	▲ 19.8	2 billion < N ≤ 5 billion	
17	N > 5 miliar	111,530	0.0	▲ 0.7	▲ 1.0	▲ 1.4	▲ 1.2	▲ 8.0	▲ 23.8	N > 5 billion	
F. Kepemilikan Bank											
18	Asing	229,890	0.1	▼ (0.2)	▲ 0.1	▲ 0.1	▲ 0.3	▼ 0.3	▼ (4.0)	Foreign Banks	
19	Campuran	896,931	0.2	▲ 0.2	▲ 0.5	▲ 2.9	▲ 2.4	▲ 2.2	▲ 29.0	Mixed / Joint Banks	
20	BPD	38,323,680	10.6	▼ (1.1)	▲ 1.9	▲ 3.8	▲ 3.1	▲ 6.4	▲ 20.5	Regional Government Banks	
21	BUMN	233,639,929	64.6	▼ (1.9)	▲ 1.5	▲ 3.7	▲ 1.5	▲ 17.4	▲ 45.2	State-Owned Enterprises (SOEs)	
22	Swasta Nasional	88,520,318	24.5	▲ 3.8	▲ 7.0	▲ 9.1	▲ 8.2	▲ 14.9	▲ 38.7	Private National Banks	
G. Valuta Simpanan											
23	Rupiah (IDR)	360,297,147	99.6	▼ (0.5)	▲ 2.9	▲ 5.0	▲ 3.2	▲ 15.5	▲ 40.5	Rupiah (IDR)	
24	Valas	1,313,601	0.4	▲ 0.4	▲ 1.4	▲ 2.7	▲ 2.3	▲ 7.0	▲ 26.9	Foreign Currencies	
H. BUKU Bank											
25	BUKU II	29,328,646	8.1	▲ 1.6	▲ 2.8	▲ 4.0	▲ 3.4	▲ 7.8	▲ 15.5	BUKU II	
26	BUKU III	74,689,284	20.7	▲ 2.8	▲ 6.7	▲ 8.7	▲ 7.7	▲ 14.6	▲ 44.5	BUKU III	
27	BUKU IV	257,592,818	71.2	▼ (1.6)	▲ 1.8	▲ 4.0	▲ 2.0	▲ 16.7	▲ 42.8	BUKU IV	
I. Cakupan Penjaminan (Rp 2 m)											
28	Dijamin penuh (≤ Rp 2 miliar)	361,310,241	99.9	▼ (0.5)	▲ 2.8	▲ 5.0	▲ 3.2	▲ 15.5	▲ 40.5	Fully insured (≤ Rp 2 billion)	
29	Dijamin sebagian* (> Rp 2 miliar)	300,507	0.1	▲ 0.7	▲ 0.5	▲ 1.0	▼ (0.2)	▲ 6.4	▲ 21.2	Partially insured* (> Rp 2 billion)	

*Hanya dijamin maksimal Rp2 Miliar

*Only insured max Rp2 billion

PETA MUSIMAN NOMINAL SIMPANAN (BULANAN)
DEPOSITS SEASONALITY HEATMAP (MoM)

SEASONALITY HEATMAP (MoM)

I. Nominal Simpanan

Year	Jan	Feb	Mar	Apr	Mei	Jun	Jul	Ags	Sep	Okt	Nov	Des
2021	-1.4%	1.3%	2.4%	-0.2%	0.8%	-	-	-	-	-	-	-
2020	-0.7%	1.6%	2.8%	-1.5%	0.8%	1.5%	0.6%	2.7%	2.4%	-0.4%	0.2%	0.5%
2019	-1.1%	0.7%	1.4%	0.0%	0.0%	2.3%	0.2%	0.0%	1.5%	0.3%	0.6%	0.6%
2018	-0.9%	0.4%	0.9%	0.3%	0.3%	1.0%	-0.1%	0.3%	1.6%	1.4%	0.4%	0.6%
2017	-0.1%	0.5%	1.7%	0.2%	1.8%	0.5%	-0.2%	0.4%	1.6%	0.6%	0.4%	1.6%
2016	-0.1%	1.0%	0.8%	0.3%	0.6%	1.2%	0.4%	0.4%	-0.1%	1.1%	1.7%	1.9%

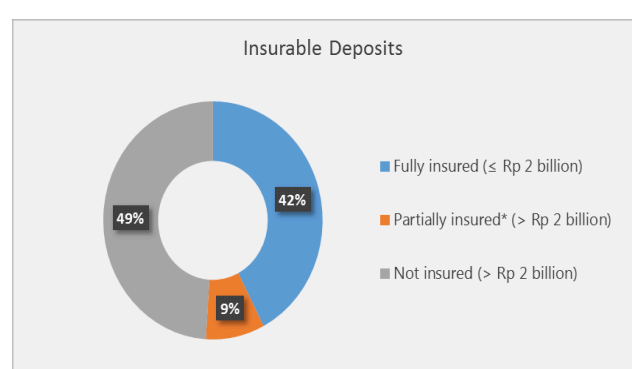
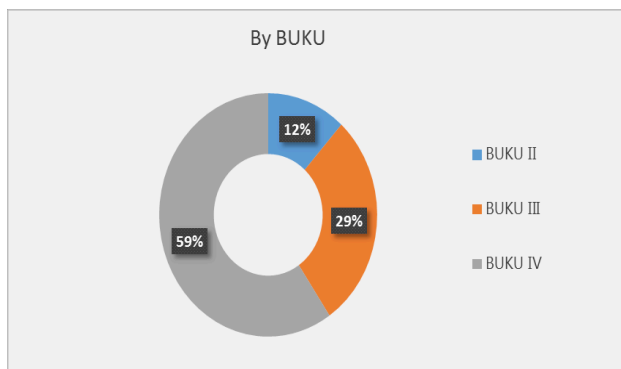
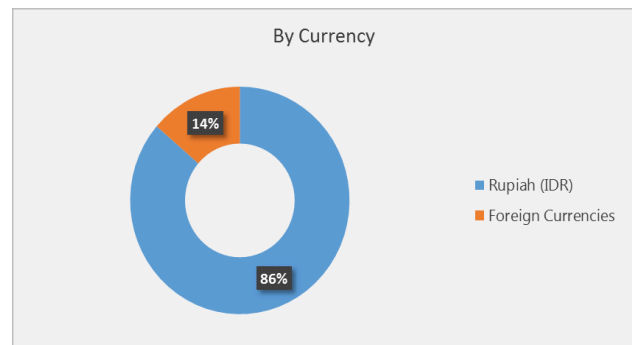
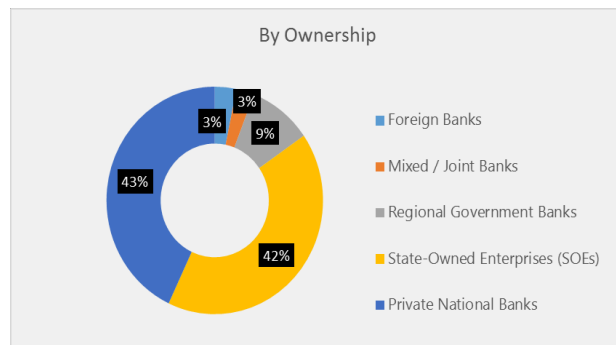
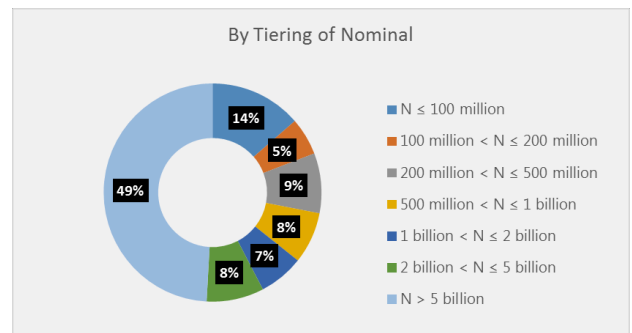
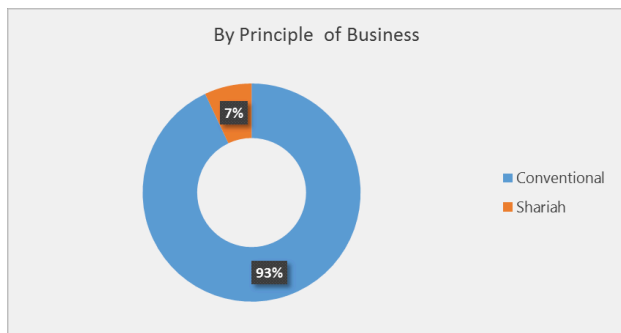
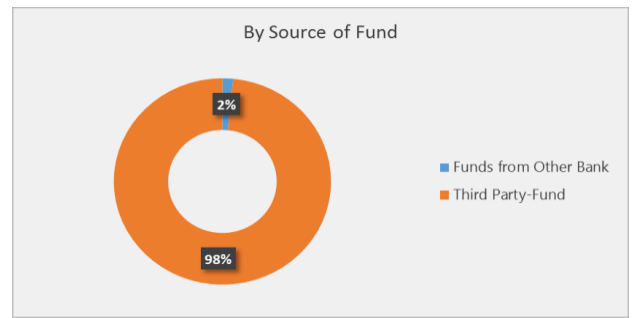
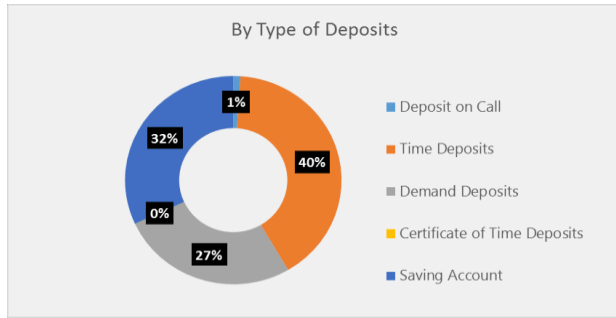
II. Nominal Simpanan Berdasarkan Tingkatan (≤ Rp100 juta)

Year	Jan	Feb	Mar	Apr	Mei	Jun	Jul	Ags	Sep	Okt	Nov	Des
2021	-3.7%	-1.3%	0.4%	4.1%	-0.5%	-	-	-	-	-	-	-
2020	-2.6%	-0.4%	0.0%	1.0%	3.7%	-1.1%	-0.3%	1.0%	2.1%	0.5%	1.1%	2.8%
2019	-2.1%	-0.7%	-0.3%	0.5%	7.7%	-4.1%	0.7%	-0.8%	-0.1%	0.6%	1.0%	3.4%
2018	-2.6%	0.6%	-0.1%	0.9%	4.0%	-0.2%	0.8%	0.1%	-0.1%	0.2%	1.3%	3.6%
2017	-4.3%	0.0%	0.4%	-0.3%	0.6%	4.1%	-0.3%	0.5%	-0.3%	0.4%	2.4%	3.6%
2016	-2.9%	-0.1%	-0.5%	1.6%	-0.9%	7.3%	-3.5%	0.1%	0.0%	0.1%	2.1%	5.0%

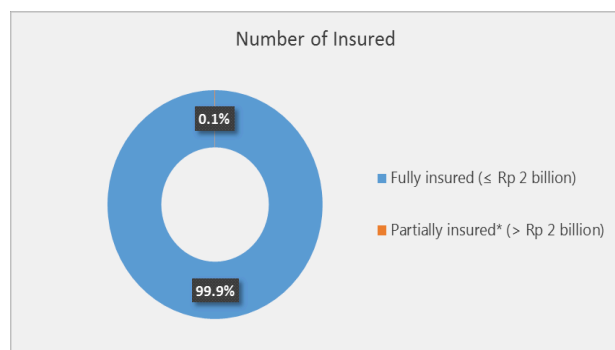
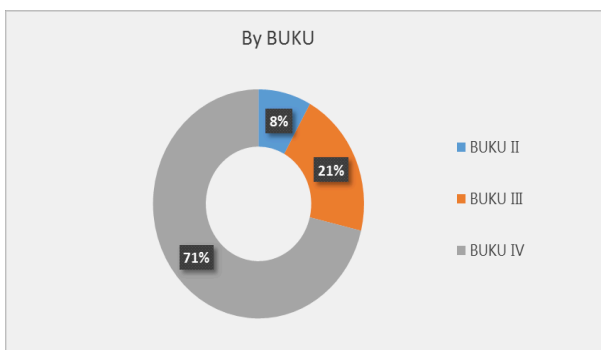
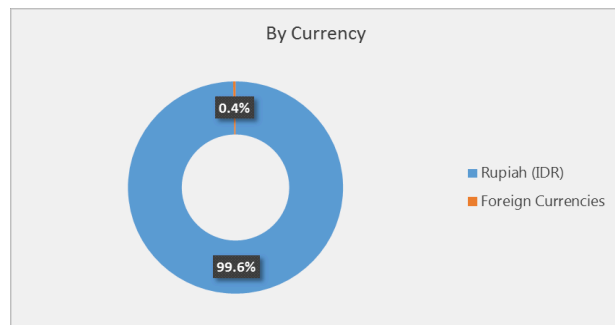
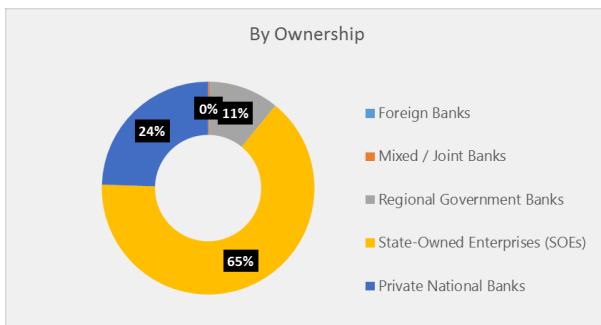
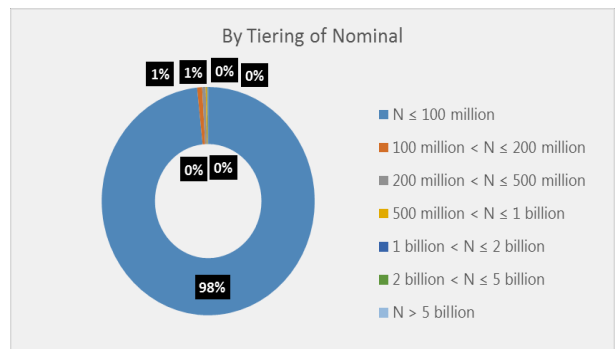
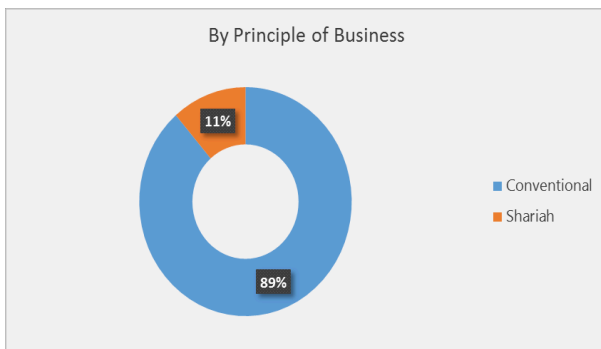
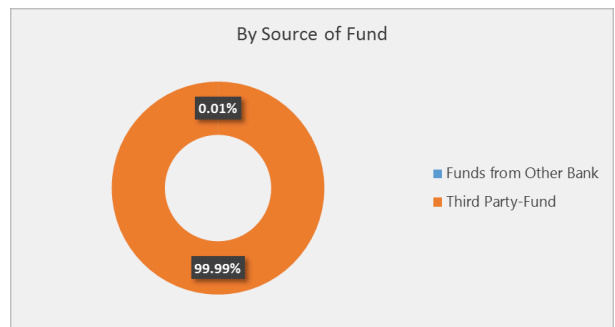
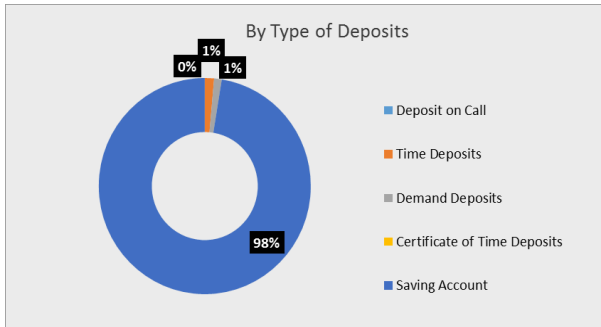
III. Nominal Simpanan Berdasarkan Tingkatan (> Rp5 miliar)

Year	Jan	Feb	Mar	Apr	Mei	Jun	Jul	Ags	Sep	Okt	Nov	Des
2021	-1.2%	3.6%	5.0%	-1.8%	0.6%	-	-	-	-	-	-	-
2020	0.4%	2.9%	5.7%	-3.7%	-0.3%	2.4%	1.0%	4.7%	3.9%	-1.1%	-0.7%	-1.3%
2019	-0.3%	1.7%	2.9%	-0.1%	-3.2%	4.6%	-0.5%	-0.1%	2.8%	0.2%	0.6%	-2.1%
2018	-0.2%	0.8%	2.1%	0.3%	-1.1%	1.1%	-1.3%	0.5%	3.1%	2.4%	0.3%	-2.7%
2017	2.6%	1.2%	3.9%	0.2%	3.0%	-1.4%	-0.8%	0.5%	2.9%	0.8%	-0.2%	-0.3%
2016	2.5%	2.5%	2.6%	-0.2%	0.9%	-0.7%	0.9%	0.2%	0.8%	2.4%	1.9%	-0.9%

RINCIAN NOMINAL SIMPANAN NOMINAL BREAKDOWN (as of Mei 2021)



RINCIAN REKENING SIMPANAN ACCOUNT BREAKDOWN (as of Mei 2021)



SIMPANAN BERDASARKAN KEPEMILIKAN SIMPANAN, JENIS SIMPANAN DAN MATA UANG
DEPOSITS BY OWNERSHIP OF DEPOSITS, TYPE OF DEPOSITS AND CURRENCY
(as of May 2021)

Jenis Simpanan	Third Party-Fund		Funds from Other Bank		TOTAL		Type of Deposits
	Account	Nominal (Rp Trillion)	Account	Nominal (Rp Trillion)	Account	Nominal (Rp Trillion)	
Giro	4,168,411	1,772	10,751	66	4,179,162	1,838	Demand Deposits
Rupiah (IDR)	3,987,098	1,311	10,348	54	3,997,446	1,365	Rupiah (IDR)
Valuta Asing	181,313	461	403	13	181,716	473	Foreign Currencies
Tabungan	352,326,332	2,204	7,221	6	352,333,553	2,211	Saving Account
Rupiah (IDR)	351,343,159	2,053	7,217	6	351,350,376	2,059	Rupiah (IDR)
Valuta Asing	983,173	152	4	0	983,177	152	Foreign Currencies
Deposito on Call	3,016	58	179	15	3,195	73	Deposit on Call
Rupiah (IDR)	2,840	50	179	15	3,019	65	Rupiah (IDR)
Valuta Asing	176	8	-	-	176	8	Foreign Currencies
Deposito	5,086,924	2,786	7,880	20	5,094,804	2,805	Time Deposits
Rupiah (IDR)	4,938,407	2,473	7,865	16	4,946,272	2,489	Rupiah (IDR)
Valuta Asing	148,517	313	15	3	148,532	316	Foreign Currencies
Sertifikat Deposito	9	0	25	3	34	3	Certificate of Time Deposits
Rupiah (IDR)	9	0	25	3	34	3	Rupiah (IDR)
Valuta Asing	-	-	-	-	-	-	Foreign Currencies
TOTAL	361,584,692	6,820	26,056	110	361,610,748	6,929	TOTAL
Rupiah (IDR)	360,271,513	5,886	25,634	94	360,297,147	5,980	Rupiah (IDR)
Valuta Asing	1,313,179	934	422	16	1,313,601	949	Foreign Currencies

SIMPANAN BERDASARKAN KEPEMILIKAN SIMPANAN, TIERING NOMINAL DAN MATA UANG
DEPOSITS BY OWNERSHIP OF DEPOSITS, NOMINAL TIERING AND CURRENCY
(as of May 2021)

Tiering Simpanan	Third Party-Fund		Funds from Other Bank		TOTAL		Nominal Tiering
	Account	Nominal (Rp Trillion)	Account	Nominal (Rp Trillion)	Account	Nominal (Rp Trillion)	
N ≤ 100 Jt	355,560,889	943	9,691	0	355,570,580	943	N ≤ 100 M
Rupiah (IDR)	354,550,119	929	9,599	0	354,559,718	929	Rupiah (IDR)
Valuta Asing	1,010,770	14	92	0	1,010,862	14	Foreign Currencies
100 Jt < N ≤ 200 Jt	2,747,752	385	2,090	0	2,749,842	385	100 M < N ≤ 200 M
Rupiah (IDR)	2,645,722	370	2,072	0	2,647,794	370	Rupiah (IDR)
Valuta Asing	102,030	15	18	0	102,048	15	Foreign Currencies
200 Jt < N ≤ 500 Jt	1,923,421	614	4,291	2	1,927,712	616	200 M < N ≤ 500 M
Rupiah (IDR)	1,825,691	583	4,260	2	1,829,951	585	Rupiah (IDR)
Valuta Asing	97,730	31	31	0	97,761	31	Foreign Currencies
500 Jt < N ≤ 1 M	732,011	526	3,665	3	735,676	530	500 M < N ≤ 1 B
Rupiah (IDR)	687,511	495	3,627	3	691,138	498	Rupiah (IDR)
Valuta Asing	44,500	31	38	0	44,538	31	Foreign Currencies
1 M < N ≤ 2 M	323,599	458	2,832	4	326,431	462	1 B < N ≤ 2 B
Rupiah (IDR)	297,905	422	2,800	4	300,705	426	Rupiah (IDR)
Valuta Asing	25,694	36	32	0	25,726	36	Foreign Currencies
2 M < N ≤ 5 M	187,019	584	1,958	6	188,977	590	2 B < N ≤ 5 B
Rupiah (IDR)	171,084	534	1,910	6	172,994	540	Rupiah (IDR)
Valuta Asing	15,935	49	48	0	15,983	50	Foreign Currencies
N > 5 M	110,001	3,310	1,529	93	111,530	3,404	N > 5 B
Rupiah (IDR)	93,481	2,553	1,366	78	94,847	2,631	Rupiah (IDR)
Valuta Asing	16,520	757	163	16	16,683	773	Foreign Currencies
TOTAL	361,584,692	6,820	26,056	110	361,610,748	6,929	TOTAL
Rupiah (IDR)	360,271,513	5,886	25,634	94	360,297,147	5,980	Rupiah (IDR)
Valuta Asing	1,313,179	934	422	16	1,313,601	949	Foreign Currencies

SIMPANAN BERDASARKAN KEPEMILIKAN SIMPANAN, BESARAN NILAI SIMPANAN DAN MATA UANG
DEPOSITS BY OWNERSHIP OF DEPOSITS, NOMINAL OF DEPOSITS AND CURRENCY (as of May 2021)

Besaran Nilai Simpanan	Third Party-Fund		Funds from Other Bank		TOTAL		Nominal of Deposits
	Account	Nominal (Rp Trillion)	Account	Nominal (Rp Trillion)	Account	Nominal (Rp Trillion)	
N ≤ 2 M	361,287,672	2,926	22,569	10	361,310,241	2,935	N ≤ IDR 2 B
Rupiah (IDR)	360,006,948	2,799	22,358	10	360,029,306	2,809	Rupiah (IDR)
Valuta Asing	1,280,724	127	211	0	1,280,935	127	Foreign Currencies
N > 2 M	297,020	3,894	3,487	100	300,507	3,994	N > IDR 2 B
Rupiah (IDR)	264,565	3,087	3,276	84	267,841	3,171	Rupiah (IDR)
Valuta Asing	32,455	807	211	16	32,666	823	Foreign Currencies
TOTAL	361,584,692	6,820	26,056	110	361,610,748	6,929	TOTAL
Rupiah (IDR)	360,271,513	5,886	25,634	94	360,297,147	5,980	Rupiah (IDR)
Valuta Asing	1,313,179	934	422	16	1,313,601	949	Foreign Currencies

SIMPANAN BERDASARKAN KEPEMILIKAN SIMPANAN, SIMPANAN DIJAMIN DAN MATA UANG
DEPOSITS BY OWNERSHIP OF DEPOSITS, INSURED DEPOSITS AND CURRENCY (as of May 2021)

Simpanan Dijamin	Third Party-Fund		Funds from Other Bank		TOTAL		Insured Deposits
	Account	Nominal (Rp Trillion)	Account	Nominal (Rp Trillion)	Account	Nominal (Rp Trillion)	
N ≤ 2 M (Dijamin Seluruh)	361,287,672	2,926	22,569	10	361,310,241	2,935	N ≤ IDR 2 B (Fully insured)
Rupiah (IDR)	360,006,948	2,799	22,358	10	360,029,306	2,809	Rupiah (IDR)
Valuta Asing	1,280,724	127	211	0	1,280,935	127	Foreign Currencies
N > 2 M (Dijamin Sebagian)	297,020	594	3,487	7	300,507	601	N > IDR 2 B (Partially insured)
Rupiah (IDR)	264,565	529	3,276	7	267,841	536	Rupiah (IDR)
Valuta Asing	32,455	65	211	0	32,666	65	Foreign Currencies
TOTAL	361,584,692	3,520	26,056	17	361,610,748	3,536	TOTAL
Rupiah (IDR)	360,271,513	3,328	25,634	16	360,297,147	3,344	Rupiah (IDR)
Valuta Asing	1,313,179	192	422	1	1,313,601	192	Foreign Currencies

SIMPANAN BERDASARKAN PROVINSI**DEPOSITS BY PROVINCES**

(as of May 2021)

No	Provinsi (Province)	Jumlah Rekening (Number of Account)*	Nominal* (Rp Trillion)
1	Aceh	2,150,698	23
2	Bali	683,186	23
3	Banten	180,990	4
4	Bengkulu	378,133	7
5	Daerah Istimewa Yogyakarta	925,902	13
6	Daerah Khusus Ibukota Jakarta	325,764,915	6,280
7	Jambi	355,540	11
8	Jawa Barat	6,065,757	121
9	Jawa Tengah	2,462,442	71
10	Jawa Timur	5,993,022	94
11	Kalimantan Barat	1,946,794	15
12	Kalimantan Selatan	423,624	13
13	Kalimantan Tengah	401,822	9
14	Kalimantan Timur	976,603	23
15	Lampung	541,881	8
16	Maluku	341,058	7
17	Nusa Tenggara Barat	936,519	8
18	Nusa Tenggara Timur	1,614,041	14
19	Papua	1,502,108	20
20	Riau	813,429	25
21	Sulawesi Selatan	780,959	19
22	Sulawesi Tengah	410,295	6
23	Sulawesi Tenggara	486,189	9
24	Sulawesi Utara	525,607	17
25	Sumatera Barat	2,037,381	22
26	Sumatera Selatan	1,223,958	26
27	Sumatera Utara	1,687,895	41
	TOTAL	361,610,748	6,929

*) Based on head office in provinces.