



DISTRIBUSI SIMPANAN BANK UMUM

DEPOSITS DISTRIBUTION OF COMMERCIAL BANK

Oktober 2021
10M-21

Indonesia Deposit Insurance Corporation
Insurance Premium Settlement Group



2021 Indonesia Deposit Insurance Corporation. All rights reserved.

The facts and opinions stated or expressed in this publication are for information purposes only and are not necessarily and must not be relied upon as being those of the publisher or of the institutions for which the contributing authors work. Although every care has been taken to ensure the accuracy of the information contained within the publication, it should not be by any person relied upon as the basis for taking any action or making any decision. The Indonesia Deposit Insurance Corporation cannot be held liable or otherwise responsible in anyway for any advice, action taken or decision made on the basis of the facts and opinions stated or expressed or stated within this publication.

DAFTAR ISI

TABLE OF CONTENT

Informasi Umum	3	General Information	3
Ringkasan Eksekutif	4	Executive Summary	4
Ringkasan Pertumbuhan Simpanan	5	Deposit Growth Highlights	5
Ringkasan Distribusi Nominal Simpanan	6	Deposits Distribution Highlights (Nominal)	6
Ringkasan Distribusi Rekening Simpanan	7	Deposit Accounts Distribution Highlights	7
Peta Musiman Nominal Simpanan	8	Deposits Seasonality Heatmap	8
Grafik <i>Pie</i> Nominal Simpanan	9	Deposits Pie Chart (Nominal)	9
Grafik <i>Pie</i> Rekening Simpanan	10	Deposit Account Pie Chart	10
Simpanan Berdasarkan Kepemilikan Simpanan, Jenis Simpanan dan Valuta	11	Deposits by Ownership of Deposits, Type of Deposits and Currency	11
Simpanan Berdasarkan Kepemilikan Simpanan, Tiering Nominal dan Valuta	12	Deposits by Ownership of Deposits, Nominal Tiering and Currency	12
Simpanan Berdasarkan Kepemilikan Simpanan, Besaran Nilai Simpanan dan Valuta	13	Deposits by Ownership of Deposits, Nominal of Deposits and Currency	13
Simpanan Berdasarkan Kepemilikan Simpanan, Simpanan yang Dijamin dan Valuta	13	Deposits by Ownership of Deposits, Insured Deposits and Currency	13
Simpanan Berdasarkan Provinsi	14	Deposits by Province	14

Informasi Umum

Sumber Data

Data bersumber dari Laporan Posisi Simpanan yang disampaikan oleh 107 bank umum kepada Lembaga Penjamin Simpanan, yang terdiri dari 95 Bank Umum Konvensional dan 12 Bank Umum Syariah.

Definisi

- 1) Simpanan meliputi dana pihak ketiga dan simpanan dari bank lain.
- 2) Simpanan Yang Dijamin meliputi:
 - a) Seluruh simpanan dengan nominal sampai dengan Rp2 miliar.
 - b) Dijamin sebagian (Rp2 miliar) dari seluruh simpanan dengan nominal di atas Rp2 miliar.
- 3) Besaran Nilai Simpanan yang Dijamin adalah Rp2 miliar per nasabah per bank, sebagaimana diatur dalam Peraturan Pemerintah No. 66 Tahun 2008.
- 4) Simpanan yang disajikan tidak termasuk simpanan luar negeri dan pinjaman bersaldo kredit.

Kotak Masukan dan Saran:



informasi@lps.go.id

General Information

Source of Data

The data are based on The Deposits Position Report which submitted by 107 commercial banks to Indonesia Deposit Insurance Corporation, comprised of 95 conventional banks and 12 shariah banks.

Definition

- 1) The deposits comprised of third party-fund and funds from other bank.
- 2) Insured deposits consist of:
 - a) Fully insured deposits with nominal under Rp 2 billion.
 - b) Partially insured deposits with nominal above Rp 2 billion.
- 3) The maximum amount of deposit insured is Rp 2 billion per depositor per bank as stipulated under Government Regulation Number 66 Year 2008.
- 4) The deposits presented does not include overseas deposits and credit loan balance.

Feedback and Suggestion Box:

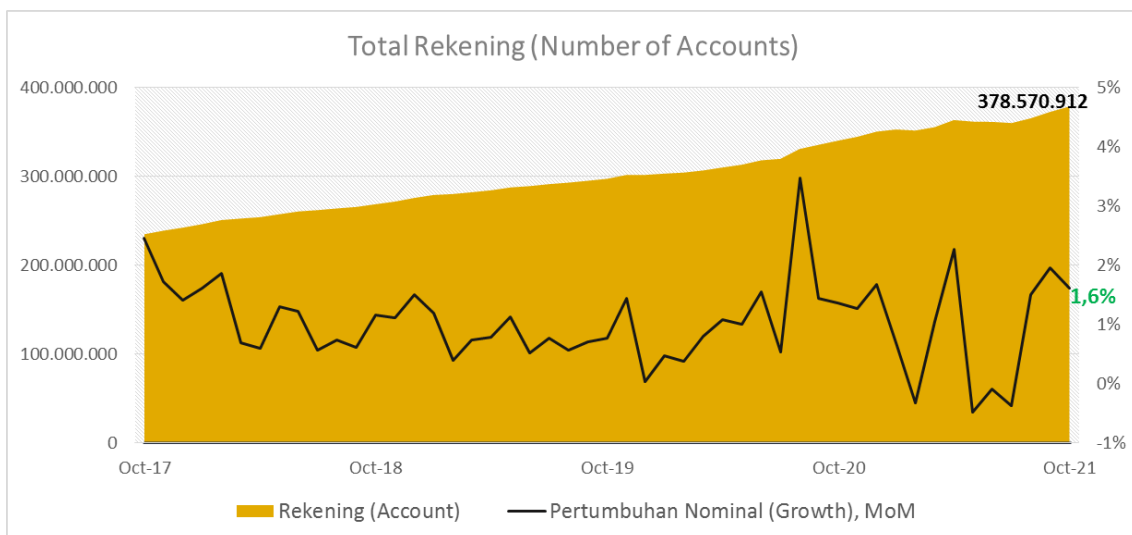
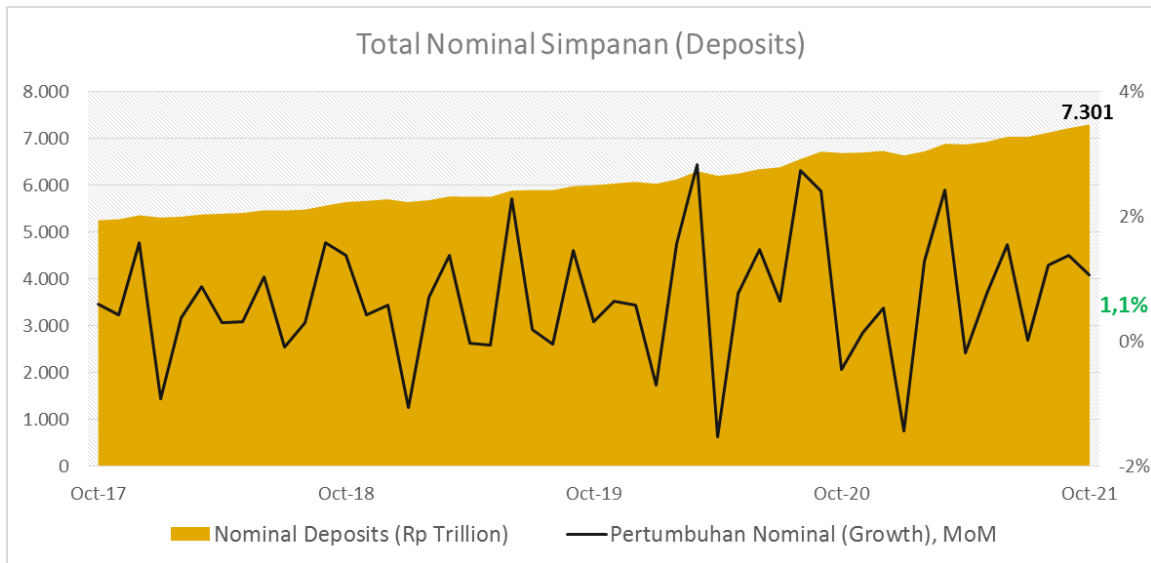


informasi@lps.go.id

RINGKASAN EKSEKUTIF

- 1) **Sumber data Distribusi Simpanan Bank Umum (BU) berasal dari Laporan Posisi Simpanan** yang disampaikan 107 Bank Umum kepada LPS setiap bulan sesuai ketentuan pasal 2 PLPS nomor 1 tahun 2016 tentang Laporan Bank Umum Peserta Penjaminan Simpanan.
- 2) Simpanan yang disajikan dalam laporan ini meliputi dana pihak ketiga dan simpanan dari bank lain, **tidak termasuk simpanan cabang luar negeri dan pinjaman bersaldo kredit.**
- 3) **Total nominal simpanan BU** bulan Oktober 2021 mencapai **Rp7.301 triliun**, naik 1,1% MoM.
 - Berdasarkan jenis simpanan, simpanan dengan nominal terbesar terdapat pada simpanan deposito yang mencakup 39,1% total simpanan. Kenaikan nominal simpanan terbesar terdapat pada jenis simpanan Giro sebesar 2,5% MoM sedangkan penurunan pertumbuhan nominal simpanan terbesar terdapat pada jenis simpanan *sertifikat deposito* sebesar -23,9%.
 - Berdasarkan *tiering* simpanan, nominal simpanan terbesar terdapat pada *tiering* simpanan N > Rp5 miliar yang mencakup 50,9% total simpanan. Seluruh simpanan berdasarkan *tiering* nominal mengalami kenaikan, dengan kenaikan nominal terbesar terdapat pada *tiering* simpanan N > Rp5 miliar sebesar 1,5% MoM .
- 4) **Total rekening simpanan BU** bulan Oktober 2021 mencapai **378,6 juta rekening**, naik 1,6% MoM.
 - Berdasarkan jenis simpanan, jumlah rekening simpanan terbanyak terdapat pada tabungan yang mencakup 97,5% total rekening simpanan. Kenaikan jumlah rekening terbesar terdapat pada rekening tabungan sebesar 1,6% MoM, sedangkan penurunan terbesar terdapat pada rekening sertifikat deposito sebesar -16,7% MoM.
 - Berdasarkan *tiering* simpanan, jumlah rekening simpanan terbanyak terdapat pada *tiering* simpanan N ≤ Rp100 juta yang mencakup 98,4% total rekening simpanan. Seluruh rekening pada kategori ini mengalami kenaikan, dengan kenaikan terbesar terdapat pada *tiering* simpanan N ≤ Rp100 juta sebesar 1,6% MoM.
- 5) Penjaminan simpanan LPS mencakup **378,3 juta rekening atau sebesar 99,9% total rekening dijamin penuh**, sedangkan 0,3 juta rekening atau sebesar 0,1% total rekening dijamin sebagian sampai dengan Rp2 miliar.

RINGKASAN PERTUMBUHAN SIMPANAN DEPOSITS GROWTH HIGHLIGHT



Year	Nominal (Rp Trillion)	Pertumbuhan Growth (YoY)	Rekening Accounts	Pertumbuhan Growth (YoY)
Oct-21	7.301	9,1%	378.570.912	11,3%
Dec-20	6.737	10,9%	350.324.950	16,1%
Dec-19	6.077	6,5%	301.697.958	9,4%
Dec-18	5.704	6,4%	275.764.037	13,8%
Dec-17	5.363	9,5%	242.396.164	21,6%

Year on Year (YoY) as of 31 October 2021

RINGKASAN DISTRIBUSI NOMINAL SIMPANAN NOMINAL DEPOSITS DISTRIBUTION HIGHLIGHTS

I. NOMINAL SIMPANAN

Nominal Deposits

No	Distribusi Simpanan	October-21 (Rp Trillion)	%	Perubahan (Change) (%)						Deposits Distribution						
				1M	3M	6M	YTD	1Y	3Y							
A. Simpanan										A. Deposits						
1	Nominal	7.301	100,0	▲	1,1	▲	3,7	▲	6,2	▲	8,4	▲	9,1	▲	29,3	Nominal
B. Jenis Simpanan										B. Type of Deposits						
2	Deposit on Call	50	0,7	▼	(8,9)	▼	(25,6)	▼	(32,6)	▼	(35,4)	▼	(15,0)	▼	(46,0)	Deposit on Call
3	Deposito	2.858	39,1	▲	0,3	▲	1,1	▲	2,3	▲	3,8	▲	1,0	▲	17,4	Time Deposits
4	Giro	2.069	28,3	▲	2,5	▲	9,4	▲	13,3	▲	20,0	▲	19,0	▲	50,7	Demand Deposits
5	Sertifikat Deposito	2	0,0	▼	(23,9)	▲	52,2	▼	(31,2)	▼	(63,9)	▼	(80,0)	▼	(80,3)	Certificate of Time Deposits
6	Tabungan	2.322	31,8	▲	1,0	▲	3,1	▲	6,5	▲	6,7	▲	13,0	▲	33,7	Saving Account
C. Kepemilikan Simpanan										C. Source of Fund						
7	Simpanan dari Bank Lain	76	1,0	▼	(6,9)	▼	(15,5)	▼	(23,8)	▼	(18,7)	▼	(18,6)	▼	(27,9)	Funds from Other Bank
8	DPK	7.226	99,0	▲	1,2	▲	4,0	▲	6,6	▲	8,8	▲	9,5	▲	30,4	Third Party-Fund
D. Jenis Usaha										D. Principal of Business						
9	Konvensional	6.801	93,1	▲	1,1	▲	4,0	▲	6,3	▲	8,5	▲	9,2	▲	28,6	Conventional
10	Syariah (Termasuk UUS)	501	6,9	▲	0,7	▲	0,6	▲	4,9	▲	6,5	▲	8,4	▲	39,1	Shariah
E. Tiering Nominal										E. Tiering of Nominal						
11	N ≤ 100 juta	947	13,0	▲	0,5	▲	0,2	▼	(0,1)	▼	(0,8)	▲	3,2	▲	18,6	N ≤ 100 million
12	100 juta < N ≤ 200 juta	392	5,4	▲	0,9	▲	0,8	▲	3,5	▲	3,2	▲	6,5	▲	23,0	100 million < N ≤ 200 million
13	200 juta < N ≤ 500 juta	623	8,5	▲	0,7	▲	0,8	▲	3,3	▲	2,7	▲	5,7	▲	25,1	200 million < N ≤ 500 million
14	500 juta < N ≤ 1 miliar	537	7,4	▲	0,6	▲	0,7	▲	3,0	▲	0,8	▲	4,8	▲	23,5	500 million < N ≤ 1 billion
15	1 miliar < N ≤ 2 miliar	475	6,5	▲	0,9	▲	1,5	▲	3,9	▲	2,7	▲	4,9	▲	23,8	1 billion < N ≤ 2 billion
16	2 miliar < N ≤ 5 miliar	609	8,3	▲	0,5	▲	1,8	▲	4,0	▲	2,3	▲	5,2	▲	19,1	2 billion < N ≤ 5 billion
17	N > 5 miliar	3.719	50,9	▲	1,5	▲	6,6	▲	9,9	▲	16,0	▲	13,6	▲	37,6	N > 5 billion
F. Kepemilikan Bank										F. Ownership						
18	Asing	217	3,0	▼	(7,6)	▲	0,3	▲	1,3	▲	9,2	▲	4,3	▲	10,4	Foreign Banks
19	Campuran	195	2,7	▲	1,4	▲	3,0	▲	6,3	▲	6,3	▲	5,3	▼	(8,5)	Mixed / Joint Banks
20	BPD	723	9,9	▲	5,7	▲	10,4	▲	9,1	▲	20,7	▲	5,4	▲	33,7	Regional Government Banks
21	BUMN	3.055	41,8	▲	0,6	▲	2,8	▲	5,5	▲	6,1	▲	8,0	▲	30,8	State-Owned Enterprises (SOEs)
22	Swasta Nasional	3.112	42,6	▲	1,2	▲	3,4	▲	6,6	▲	8,1	▲	11,8	▲	31,8	Private National Banks
G. Valuta Simpanan										G. Currency						
23	Rupiah (IDR)	6.264	85,8	▲	1,1	▲	3,1	▲	5,8	▲	7,4	▲	8,8	▲	30,5	Rupiah (IDR)
24	Valas	1.038	14,2	▲	0,8	▲	7,7	▲	8,7	▲	14,7	▲	10,7	▲	22,4	Foreign Currencies
H. BUKU Bank										H. Deposits by BUKU						
25	BUKU II	874	12,0	▲	1,9	▲	6,8	▲	7,8	▲	15,7	▲	8,6	▲	26,0	BUKU II
26	BUKU III	2.097	28,7	▲	2,1	▲	5,2	▲	6,2	▲	9,4	▲	8,3	▲	27,0	BUKU III
27	BUKU IV	4.330	59,3	▲	0,4	▲	2,5	▲	5,9	▲	6,5	▲	9,6	▲	31,1	BUKU IV
I. Cakupan Penjaminan (Rp2 M)										I. Insurance Coverage (Rp 2 b)						
28	Dijamin penuh (≤ Rp 2 miliar)	2.973	40,7	▲	0,7	▲	0,7	▲	2,3	▲	1,3	▲	4,7	▲	22,2	Fully insured (≤ Rp 2 billion)
29	Dijamin sebagian* (> Rp 2 miliar)	625	8,6	▲	0,6	▲	2,2	▲	4,7	▲	3,8	▲	6,3	▲	21,7	Partially insured* (> Rp 2 billion)
30	Tidak dijamin (> Rp 2 miliar)	3.703	50,7	▲	1,5	▲	6,6	▲	9,8	▲	15,7	▲	13,5	▲	37,1	Not insured (> Rp 2 billion)

*Hanya dijamin sebagian maksimal Rp2 Miliar

*Partially insured only max Rp2 billion

RINGKASAN DISTRIBUSI REKENING SIMPANAN DEPOSITS ACCOUNT DISTRIBUTION HIGHLIGHTS

II. REKENING

NUMBER OF ACCOUNT

No	Distribusi Simpanan	October-21	%	Perubahan (Change) (%)						Deposits Distribution						
				1M	3M	6M	YTD	1Y	3Y							
A. Deposits																
1	Jumlah Rekening	378.570.912	100,0	▲	1,6	▲	5,2	▲	4,2	▲	8,1	▲	11,3	▲	40,9	A. Deposits Accounts
B. Jenis Simpanan																
2	Deposit on Call	2.792	0,0	▼	(2,6)	▼	(2,1)	▼	(19,2)	▼	(41,5)	▼	(26,2)	▼	(47,2)	B. Type of Deposits Deposit on Call
3	Deposito	5.121.299	1,4	▲	0,2	▲	0,8	▲	1,2	▼	(0,6)	▼	(0,9)	▲	12,9	Time Deposits
4	Giro	4.288.846	1,1	▲	1,3	▲	2,7	▲	0,1	▲	4,5	▲	7,7	▲	28,7	Demand Deposits
5	Sertifikat Deposito	60	0,0	▼	(16,7)	▲	93,5	▲	36,4	▼	(30,2)	▼	(58,3)	▼	(68,4)	Certificate of Time Deposits
6	Tabungan	369.157.915	97,5	▲	1,6	▲	5,3	▲	4,3	▲	8,2	▲	11,5	▲	41,5	Saving Account
C. Kepemilikan Simpanan																
7	Simpanan dari Bank Lain	26.722	0,0	▲	0,8	▲	1,6	▲	3,5	▲	2,4	▲	5,1	▲	3,5	C. Source of Fund Funds from Other Bank
8	DPK	378.544.190	100,0	▲	1,6	▲	5,2	▲	4,2	▲	8,1	▲	11,3	▲	40,9	Third Party-Fund
D. Jenis Usaha																
9	Konvensional	337.860.501	89,2	▲	1,7	▲	5,6	▲	3,9	▲	7,6	▲	10,9	▲	40,8	D. Principal of Business Conventional
10	Syariah (Termasuk UUS)	40.710.411	10,8	▲	1,4	▲	1,8	▲	6,2	▲	12,4	▲	14,9	▲	41,3	Shariah
E. Tiering Nominal																
11	N ≤ 100 juta	372.418.476	98,4	▲	1,6	▲	5,2	▲	4,2	▲	8,1	▲	11,4	▲	41,2	E. Tiering of Nominal N ≤ 100 million
12	100 juta < N ≤ 200 juta	2.797.643	0,7	▲	0,9	▲	0,8	▲	3,6	▲	3,3	▲	6,6	▲	23,6	100 million < N ≤ 200 million
13	200 juta < N ≤ 500 juta	1.957.518	0,5	▲	0,8	▲	1,0	▲	3,6	▲	3,2	▲	6,4	▲	26,5	200 million < N ≤ 500 million
14	500 juta < N ≤ 1 miliar	748.022	0,2	▲	0,7	▲	0,9	▲	3,3	▲	1,5	▲	5,5	▲	25,3	500 million < N ≤ 1 billion
15	1 miliar < N ≤ 2 miliar	336.908	0,1	▲	1,1	▲	1,9	▲	4,6	▲	3,8	▲	6,0	▲	25,8	1 billion < N ≤ 2 billion
16	2 miliar < N ≤ 5 miliar	195.147	0,1	▲	0,5	▲	1,7	▲	4,0	▲	2,3	▲	5,3	▲	19,5	2 billion < N ≤ 5 billion
17	N > 5 miliar	117.198	0,0	▲	0,9	▲	2,9	▲	5,9	▲	6,3	▲	8,0	▲	25,6	N > 5 billion
F. Kepemilikan Bank																
18	Asing	229.472	0,1	▲	0,2	▲	0,2	▼	(0,3)	▲	0,1	▲	0,1	▼	(1,4)	F. Ownership Foreign Banks
19	Campuran	851.957	0,2	▼	(3,2)	▼	(5,3)	▼	(4,9)	▼	(2,7)	▼	(1,5)	▲	13,2	Mixed / Joint Banks
20	BPD	39.168.806	10,3	▲	0,2	▲	0,9	▲	1,1	▲	5,4	▲	6,8	▲	19,1	Regional Government Banks
21	BUMN	239.992.500	63,4	▲	1,0	▲	4,7	▲	0,7	▲	4,2	▲	8,0	▲	42,6	State-Owned Enterprises (SOEs)
22	Swasta Nasional	98.328.177	26,0	▲	3,9	▲	8,3	▲	15,3	▲	20,2	▲	22,6	▲	47,7	Private National Banks
G. Valuta Simpanan																
23	Rupiah (IDR)	377.219.096	99,6	▲	1,6	▲	5,2	▲	4,2	▲	8,1	▲	11,3	▲	41,0	G. Currency Rupiah (IDR)
24	Valas	1.351.816	0,4	▲	0,3	▲	2,3	▲	3,3	▲	5,3	▲	7,0	▲	25,6	Foreign Currencies
H. BUKU Bank																
25	BUKU II	38.842.659	10,3	▲	8,3	▲	18,8	▲	34,5	▲	36,9	▲	39,0	▲	54,2	H. Deposits by BUKU BUKU II
26	BUKU III	72.825.880	19,2	▼	(1,4)	▼	(1,0)	▲	0,2	▲	5,0	▲	7,1	▲	32,8	BUKU III
27	BUKU IV	266.902.373	70,5	▲	1,6	▲	5,2	▲	1,9	▲	5,7	▲	9,3	▲	41,5	BUKU IV
I. Cakupan Penjaminan (Rp2 M)																
28	Dijamin penuh (≤ Rp 2 miliar)	378.258.567	99,9	▲	1,6	▲	5,2	▲	4,2	▲	8,1	▲	11,3	▲	40,9	I. Insurance Coverage (Rp 2 b) Fully insured (≤ Rp 2 billion)
29	Dijamin sebagian* (> Rp 2 miliar)	312.345	0,1	▲	0,6	▲	2,2	▲	4,7	▲	3,8	▲	6,3	▲	21,7	Partially insured* (> Rp 2 billion)

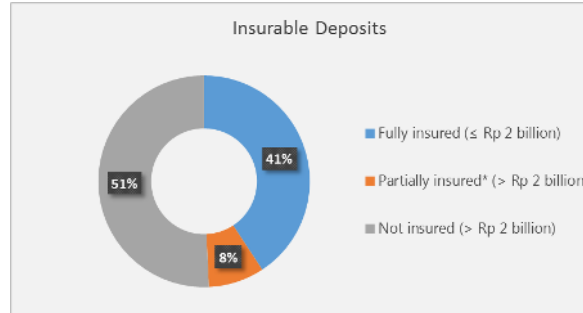
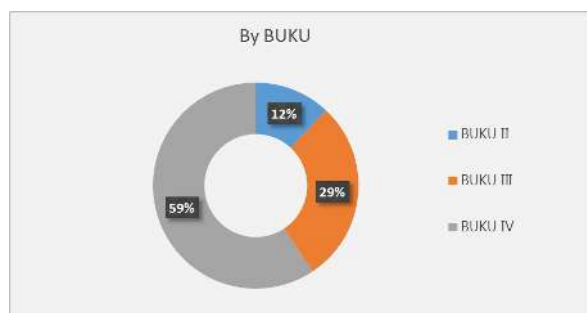
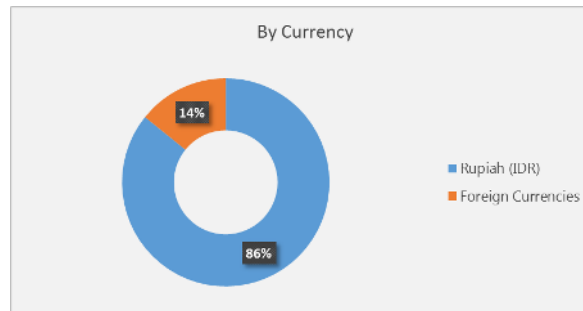
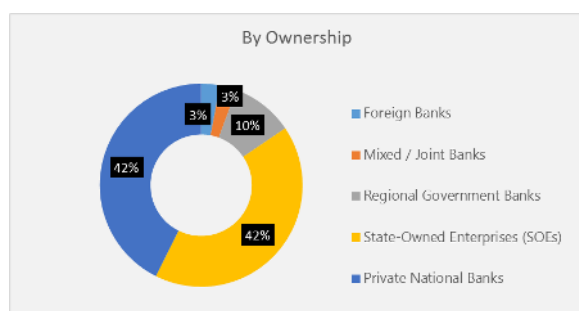
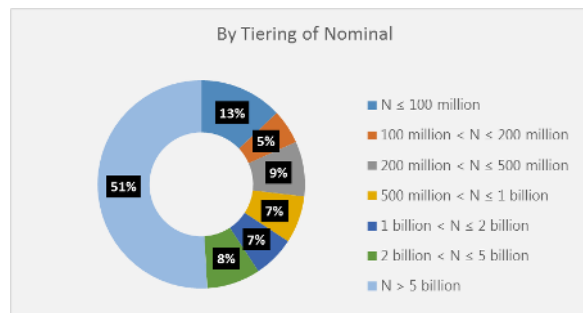
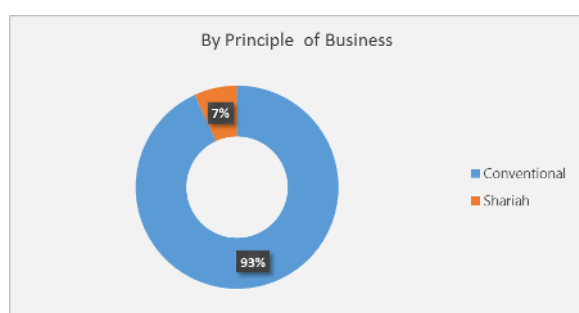
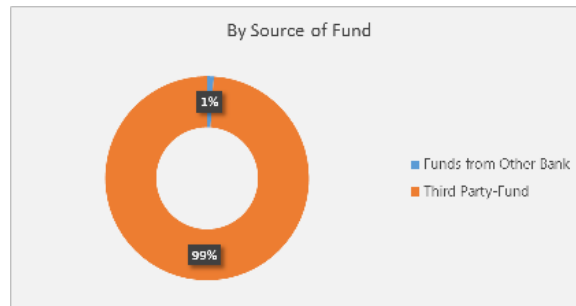
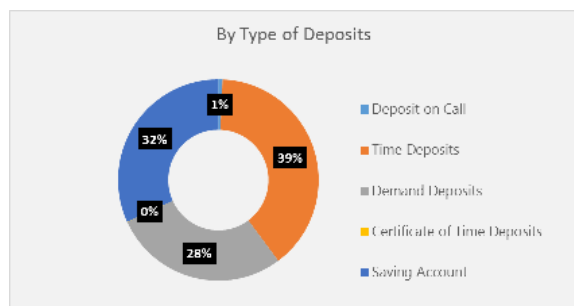
*Hanya dijamin maksimal Rp2 Miliar

*Only insured max Rp2 billion

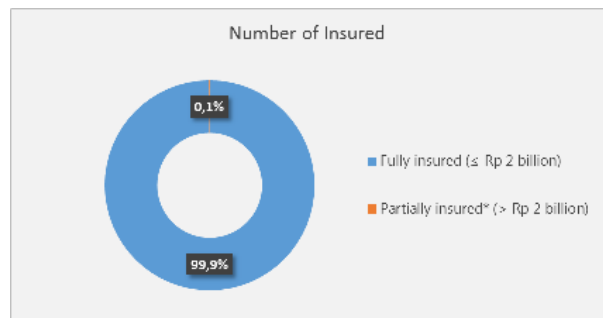
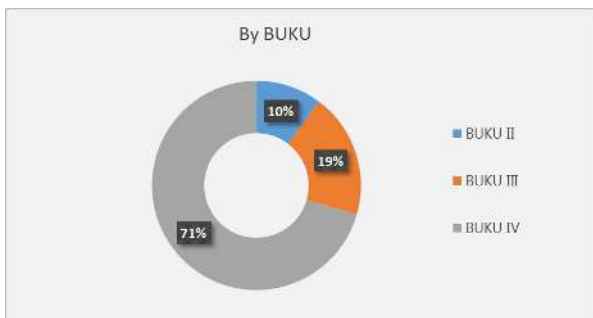
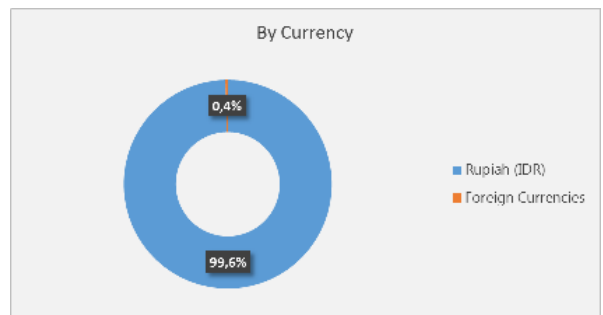
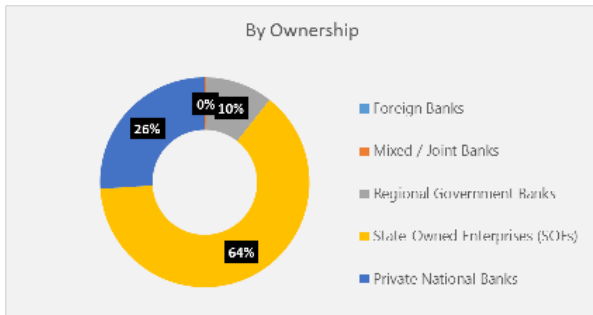
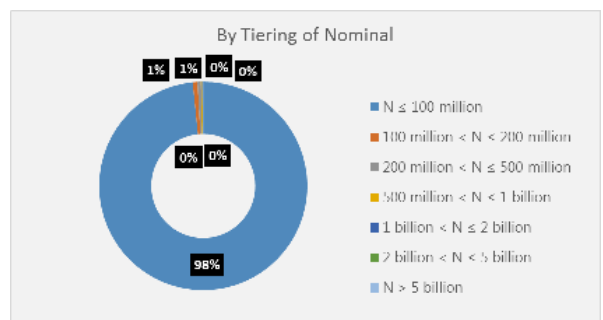
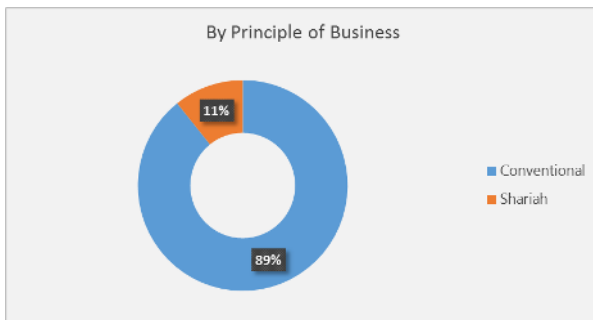
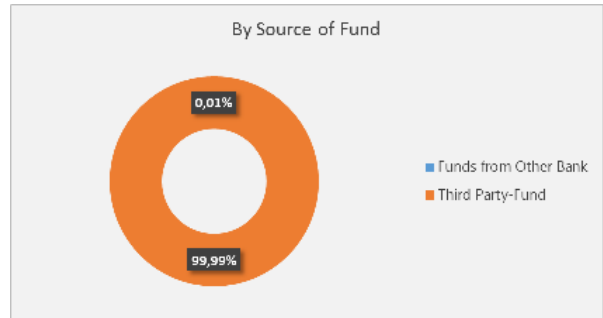
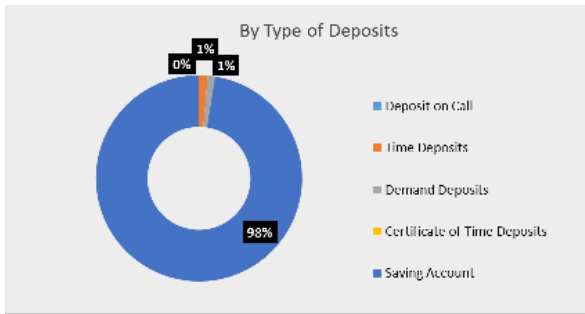
PETA MUSIMAN NOMINAL SIMPANAN (BULANAN)
DEPOSITS SEASONALITY HEATMAP (MoM)

SEASONALITY HEATMAP (MoM)												
I. Nominal Simpanan												
Year	Jan	Feb	Mar	Apr	Mei	Jun	Jul	Ags	Sep	Okt	Nov	Des
2021	-1,4%	1,3%	2,4%	-0,2%	0,8%	1,6%	0,0%	1,2%	1,4%	1,1%	-	-
2020	-0,7%	1,6%	2,8%	-1,5%	0,8%	1,5%	0,6%	2,7%	2,4%	-0,4%	0,2%	0,5%
2019	-1,1%	0,7%	1,4%	0,0%	0,0%	2,3%	0,2%	-0,05%	1,5%	0,3%	0,6%	0,6%
2018	-0,9%	0,4%	0,9%	0,3%	0,3%	1,0%	-0,1%	0,3%	1,6%	1,4%	0,4%	0,6%
2017	-0,1%	0,5%	1,7%	0,2%	1,8%	0,5%	-0,2%	0,4%	1,6%	0,6%	0,4%	1,6%
2016	-0,1%	1,0%	0,8%	0,3%	0,6%	1,2%	0,4%	0,4%	-0,1%	1,1%	1,7%	1,9%
II. Nominal Simpanan Berdasarkan Tingkatan (≤ Rp100 juta)												
Year	Jan	Feb	Mar	Apr	Mei	Jun	Jul	Ags	Sep	Okt	Nov	Des
2021	-3,7%	-1,3%	0,4%	4,1%	-0,5%	0,3%	-0,1%	-0,7%	0,5%	0,5%	-	-
2020	-2,6%	-0,4%	-0,01%	1,0%	3,7%	-1,1%	-0,3%	1,0%	2,1%	0,5%	1,1%	2,8%
2019	-2,1%	-0,7%	-0,3%	0,5%	7,7%	-4,1%	0,7%	-0,8%	-0,1%	0,6%	1,0%	3,4%
2018	-2,6%	0,6%	-0,1%	0,9%	4,0%	-0,2%	0,8%	0,1%	-0,1%	0,2%	1,3%	3,6%
2017	-4,3%	-0,03%	0,4%	-0,3%	0,6%	4,1%	-0,3%	0,5%	-0,3%	0,4%	2,4%	3,6%
2016	-2,9%	-0,1%	-0,5%	1,6%	-0,9%	7,3%	-3,5%	0,1%	0,0%	0,1%	2,1%	5,0%
III. Nominal Simpanan Berdasarkan Tingkatan (> Rp5 miliar)												
Year	Jan	Feb	Mar	Apr	Mei	Jun	Jul	Ags	Sep	Okt	Nov	Des
2021	-1,1%	3,5%	5,0%	-1,8%	0,6%	2,5%	-0,02%	2,5%	2,5%	1,5%	-	-
2020	0,4%	2,9%	5,7%	-3,7%	-0,3%	2,4%	1,0%	4,7%	3,9%	-1,1%	-0,7%	-1,3%
2019	-0,3%	1,7%	2,9%	-0,1%	-3,2%	4,6%	-0,5%	-0,1%	2,8%	0,2%	0,6%	-2,1%
2018	-0,2%	0,8%	2,1%	0,3%	-1,1%	1,1%	-1,3%	0,5%	3,1%	2,4%	0,3%	-2,7%
2017	2,6%	1,2%	3,9%	0,2%	3,0%	-1,4%	-0,8%	0,5%	2,9%	0,8%	-0,2%	-0,3%
2016	2,5%	2,5%	2,6%	-0,2%	0,9%	-0,7%	0,9%	0,2%	0,8%	2,4%	1,9%	-0,9%

RINCIAN NOMINAL SIMPANAN NOMINAL BREAKDOWN (as of October 2021)



RINCIAN REKENING SIMPANAN ACCOUNT BREAKDOWN (as of October 2021)



SIMPANAN BERDASARKAN KEPEMILIKAN SIMPANAN, JENIS SIMPANAN DAN MATA UANG
DEPOSITS BY OWNERSHIP OF DEPOSITS, TYPE OF DEPOSITS AND CURRENCY
(as of October 2021)

Jenis Simpanan	Third Party-Fund		Funds from Other Bank		TOTAL		Type of Deposits
	Account	Nominal (Rp Trillion)	Account	Nominal (Rp Trillion)	Account	Nominal (Rp Trillion)	
Giro	4.277.879	2.024	10.967	45	4.288.846	2.069	Demand Deposits
Rupiah (IDR)	4.093.654	1.483	10.580	35	4.104.234	1.517	Rupiah (IDR)
Valuta Asing	184.225	541	387	11	184.612	552	Foreign Currencies
Tabungan	369.150.730	2.316	7.185	7	369.157.915	2.322	Saving Account
Rupiah (IDR)	368.134.549	2.150	7.181	7	368.141.730	2.157	Rupiah (IDR)
Valuta Asing	1.016.181	166	4	0	1.016.185	166	Foreign Currencies
Deposito on Call	2.737	49	55	1	2.792	50	Deposit on Call
Rupiah (IDR)	2.627	42	55	1	2.682	42	Rupiah (IDR)
Valuta Asing	110	7	-	-	110	7	Foreign Currencies
Deposito	5.112.831	2.837	8.468	21	5.121.299	2.858	Time Deposits
Rupiah (IDR)	4.961.934	2.528	8.456	17	4.970.390	2.545	Rupiah (IDR)
Valuta Asing	150.897	309	12	3	150.909	313	Foreign Currencies
Sertifikat Deposito	13	0	47	2	60	2	Certificate of Time Deposits
Rupiah (IDR)	13	0	47	2	60	2	Rupiah (IDR)
Valuta Asing	-	-	-	-	-	-	Foreign Currencies
TOTAL	378.544.190	7.226	26.722	76	378.570.912	7.301	TOTAL
Rupiah (IDR)	377.192.777	6.202	26.319	62	377.219.096	6.264	Rupiah (IDR)
Valuta Asing	1.351.413	1.024	403	14	1.351.816	1.038	Foreign Currencies

SIMPANAN BERDASARKAN KEPEMILIKAN SIMPANAN, TIERING NOMINAL DAN MATA UANG
DEPOSITS BY OWNERSHIP OF DEPOSITS, NOMINAL TIERING AND CURRENCY
(as of October 2021)

Tiering Simpanan	Third Party-Fund		Funds from Other Bank		TOTAL		Nominal Tiering
	Account	Nominal (Rp Trillion)	Account	Nominal (Rp Trillion)	Account	Nominal (Rp Trillion)	
N ≤ 100 Jt	372.408.765	947	9.711	0	372.418.476	947	N ≤ 100 M
Rupiah (IDR)	371.364.592	932	9.628	0	371.374.220	932	Rupiah (IDR)
Valuta Asing	1.044.173	15	83	0	1.044.256	15	Foreign Currencies
100 Jt < N ≤ 200 Jt	2.795.597	391	2.046	0	2.797.643	392	100 M < N ≤ 200 M
Rupiah (IDR)	2.691.273	376	2.026	0	2.693.299	377	Rupiah (IDR)
Valuta Asing	104.324	15	20	0	104.344	15	Foreign Currencies
200 Jt < N ≤ 500 Jt	1.953.039	621	4.479	2	1.957.518	623	200 M < N ≤ 500 M
Rupiah (IDR)	1.853.420	590	4.447	2	1.857.867	591	Rupiah (IDR)
Valuta Asing	99.619	32	32	0	99.651	32	Foreign Currencies
500 Jt < N ≤ 1 M	744.213	534	3.809	3	748.022	537	500 M < N ≤ 1 B
Rupiah (IDR)	699.362	502	3.781	3	703.143	506	Rupiah (IDR)
Valuta Asing	44.851	31	28	0	44.879	31	Foreign Currencies
1 M < N ≤ 2 M	333.928	470	2.980	5	336.908	475	1 B < N ≤ 2 B
Rupiah (IDR)	308.433	434	2.944	5	311.377	439	Rupiah (IDR)
Valuta Asing	25.495	36	36	0	25.531	36	Foreign Currencies
2 M < N ≤ 5 M	193.020	603	2.127	7	195.147	609	2 B < N ≤ 5 B
Rupiah (IDR)	176.911	553	2.083	7	178.994	559	Rupiah (IDR)
Valuta Asing	16.109	50	44	0	16.153	50	Foreign Currencies
N > 5 M	115.628	3.660	1.570	59	117.198	3.719	N > 5 B
Rupiah (IDR)	98.786	2.814	1.410	45	100.196	2.859	Rupiah (IDR)
Valuta Asing	16.842	846	160	14	17.002	860	Foreign Currencies
TOTAL	378.544.190	7.226	26.722	76	378.570.912	7.301	TOTAL
Rupiah (IDR)	377.192.777	6.202	26.319	62	377.219.096	6.264	Rupiah (IDR)
Valuta Asing	1.351.413	1.024	403	14	1.351.816	1.038	Foreign Currencies

SIMPANAN BERDASARKAN KEPEMILIKAN SIMPANAN, BESARAN NILAI SIMPANAN DAN MATA UANG
DEPOSITS BY OWNERSHIP OF DEPOSITS, NOMINAL OF DEPOSITS AND CURRENCY (as of October 2021)

Besaran Nilai Simpanan	Third Party-Fund		Funds from Other Bank		TOTAL		Nominal of Deposits
	Account	Nominal (Rp Trillion)	Account	Nominal (Rp Trillion)	Account	Nominal (Rp Trillion)	
N ≤ 2 M	378.235.542	2.963	23.025	10	378.258.567	2.973	N ≤ IDR 2 B
Rupiah (IDR)	376.917.080	2.835	22.826	10	376.939.906	2.845	Rupiah (IDR)
Valuta Asing	1.318.462	128	199	0	1.318.661	128	Foreign Currencies
N > 2 M	308.648	4.263	3.697	66	312.345	4.328	N > IDR 2 B
Rupiah (IDR)	275.697	3.367	3.493	52	279.190	3.419	Rupiah (IDR)
Valuta Asing	32.951	895	204	14	33.155	909	Foreign Currencies
TOTAL	378.544.190	7.226	26.722	76	378.570.912	7.301	TOTAL
Rupiah (IDR)	377.192.777	6.202	26.319	62	377.219.096	6.264	Rupiah (IDR)
Valuta Asing	1.351.413	1.024	403	14	1.351.816	1.038	Foreign Currencies

SIMPANAN BERDASARKAN KEPEMILIKAN SIMPANAN, SIMPANAN DIJAMIN DAN MATA UANG
DEPOSITS BY OWNERSHIP OF DEPOSITS, INSURED DEPOSITS AND CURRENCY (as of October 2021)

Simpanan Dijamin	Third Party-Fund		Funds from Other Bank		TOTAL		Insured Deposits
	Account	Nominal (Rp Trillion)	Account	Nominal (Rp Trillion)	Account	Nominal (Rp Trillion)	
N ≤ 2 M (Dijamin Seluruh)	378.235.542	2.963	23.025	10	378.258.567	2.973	N ≤ IDR 2 B (Fully insured)
Rupiah (IDR)	376.917.080	2.835	22.826	10	376.939.906	2.845	Rupiah (IDR)
Valuta Asing	1.318.462	128	199	0	1.318.661	128	Foreign Currencies
N > 2 M (Dijamin Sebagian)	308.648	617	3.697	7	312.345	625	N > IDR 2 B (Partially insured)
Rupiah (IDR)	275.697	551	3.493	7	279.190	558	Rupiah (IDR)
Valuta Asing	32.951	66	204	0	33.155	66	Foreign Currencies
TOTAL	378.544.190	3.580	26.722	18	378.570.912	3.598	TOTAL
Rupiah (IDR)	377.192.777	3.386	26.319	17	377.219.096	3.403	Rupiah (IDR)
Valuta Asing	1.351.413	194	403	0	1.351.816	195	Foreign Currencies

SIMPANAN BERDASARKAN PROVINSI
DEPOSITS BY PROVINCES
(as of October 2021)

No	Provinsi (Province)	Jumlah Rekening (Number of Account)*	Nominal* (Rp Trillion)
1	Aceh	2.243.731	26
2	Bali	722.445	24
3	Banten	199.267	6
4	Bengkulu	379.726	8
5	Daerah Istimewa Yogyakarta	934.294	13
6	Daerah Khusus Ibukota Jakarta	342.244.926	6.592
7	Jambi	354.044	11
8	Jawa Barat	6.252.837	129
9	Jawa Tengah	2.480.258	68
10	Jawa Timur	6.112.660	108
11	Kalimantan Barat	2.033.201	18
12	Kalimantan Selatan	431.618	14
13	Kalimantan Tengah	403.103	9
14	Kalimantan Timur	978.379	28
15	Lampung	538.747	10
16	Maluku	335.699	8
17	Nusa Tenggara Barat	945.092	9
18	Nusa Tenggara Timur	1.649.930	14
19	Papua	963.267	26
20	Riau	1.144.949	26
21	Sulawesi Selatan	789.155	22
22	Sulawesi Tengah	408.504	7
23	Sulawesi Tenggara	484.097	10
24	Sulawesi Utara	532.753	17
25	Sumatera Barat	2.101.898	24
26	Sumatera Selatan	1.266.126	27
27	Sumatera Utara	1.640.206	46
	TOTAL	378.570.912	7.301

*) Based on head office in provinces.