

DISTRIBUSI SIMPANAN BANK UMUM

DEPOSITS DISTRIBUTION OF COMMERCIAL BANK

March 2020

3M-20

Indonesia Deposit Insurance Corporation
Insurance Premium Settlement Group



2020 Indonesia Deposit Insurance Corporation. All rights reserved.

The facts and opinions stated or expressed in this publication are for information purposes only and are not necessarily and must not be relied upon as being those of the publisher or of the institutions for which the contributing authors work. Although every care has been taken to ensure the accuracy of the information contained within the publication, it should not be by any person relied upon as the basis for taking any action or making any decision. The Indonesia Deposit Insurance Corporation cannot be held liable or otherwise responsible in anyway for any advice, action taken or decision made on the basis of the facts and opinions stated or expressed or stated within this publication.

DAFTAR ISI

TABLE OF CONTENT

Informasi Umum	3	General Information	3
Ringkasan Pertumbuhan Simpanan	4	Deposit Growth Highlights	4
Ringkasan Distribusi Nominal Simpanan	5	Deposits Distribution Highlights (Nominal)	5
Ringkasan Distribusi Rekening Simpanan	6	Deposit Accounts Distribution Highlights	6
Peta Musiman Nominal Simpanan	7	Deposits Seasonality Heatmap	7
Grafik <i>Pie</i> Nominal Simpanan	8	Deposits Pie Chart (Nominal)	9
Grafik <i>Pie</i> Rekening Simpanan	9	Deposit Account Pie Chart	10
Simpanan Berdasarkan Kepemilikan Simpanan, Jenis Simpanan dan Valuta	10	Deposits by Ownership of Deposits, Type of Deposits and Currency	10
Simpanan Berdasarkan Kepemilikan Simpanan, Tiering Nominal dan Valuta	11	Deposits by Ownership of Deposits, Nominal Tiering and Currency	11
Simpanan Berdasarkan Kepemilikan Simpanan, Besaran Nilai Simpanan dan Valuta	12	Deposits by Ownership of Deposits, Nominal of Deposits and Currency	12
Simpanan Berdasarkan Kepemilikan Simpanan, Simpanan yang Dijamin dan Valuta	12	Deposits by Ownership of Deposits, Insured Deposits and Currency	12
Simpanan Berdasarkan Provinsi	13	Deposits by Province	13

Informasi Umum

General Information

Sumber Data

Data bersumber dari Laporan Posisi Simpanan yang disampaikan oleh 110 bank umum kepada Lembaga Penjamin Simpanan, yang terdiri dari 96 Bank Umum Konvensional dan 14 Bank Umum Syariah.

Source of Data

The data are based on The Deposits Position Report which submitted by 110 commercial banks to Indonesia Deposit Insurance Corporation, comprised of 96 conventional banks and 14 shariah banks.

Definisi

- 1) Simpanan meliputi dana pihak ketiga dan simpanan dari bank lain.
- 2) Simpanan Yang Dijamin meliputi:
 - a) Seluruh simpanan dengan nominal sampai dengan Rp2 miliar.
 - b) Dijamin sebagian (Rp2 miliar) dari seluruh simpanan dengan nominal di atas Rp2 miliar.
- 3) Besaran Nilai Simpanan yang Dijamin adalah Rp2 miliar per nasabah per bank, sebagaimana diatur dalam Peraturan Pemerintah No. 66 Tahun 2008.

Definition

- 1) The deposits comprised of third party-fund and funds from other bank.
- 2) Insured deposits consist of:
 - a) Fully insured deposits with nominal under Rp 2 billion.
 - b) Partially insured deposits with nominal above Rp 2 billion.
- 3) The maximum amount of deposit insured is Rp 2 billion per depositor per bank as stipulated under Government Regulation Number 66 Year 2008.

Kotak Masukan dan Saran:



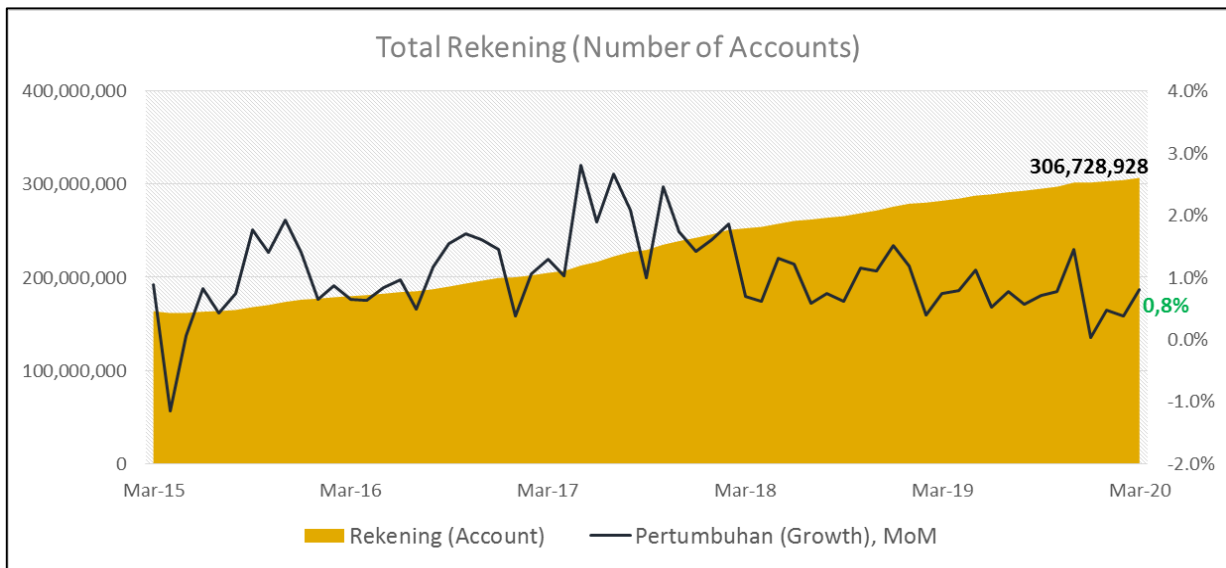
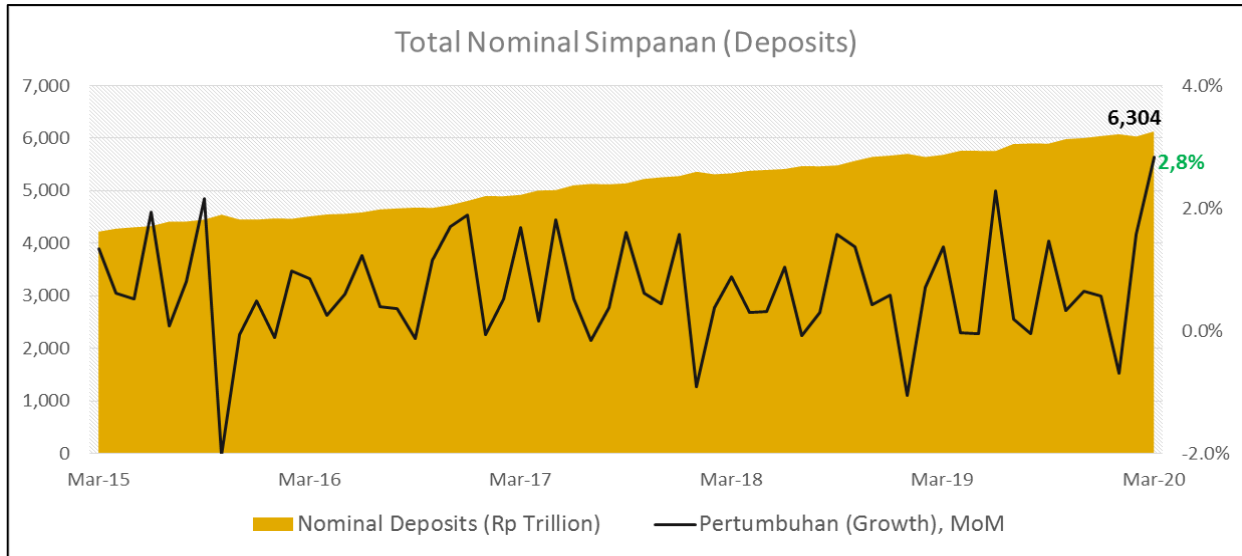
humas@lps.go.id

Feedback and Suggestion Box:



humas@lps.go.id

RINGKASAN PERTUMBUHAN SIMPANAN DEPOSITS GROWTH HIGHLIGHT



Year	Tahun Year	Nominal (Rp Trillion)	Pertumbuhan Growth (YoY)	Rekening Accounts	Pertumbuhan Growth (YoY)
Dec-15	2015	4,474	7.3%	175,994,476	9.4%
Dec-16	2016	4,900	9.5%	199,301,222	13.2%
Dec-17	2017	5,363	9.5%	242,396,164	21.6%
Dec-18	2018	5,704	6.4%	275,764,037	13.8%
Dec-19	2019	6,077	6.5%	301,697,955	9.4%
Mar-20	2020	6,304	3.7%*	306,728,928	1.7%*

*Year to Date (Ytd) as of 31 March 2020

RINGKASAN DISTRIBUSI NOMINAL SIMPANAN NOMINAL DEPOSITS DISTRIBUTION HIGHLIGHTS

I. NOMINAL SIMPANAN

Nominal Deposits

No	Distribusi Simpanan	March-20 (Rp Trillion)	%	Perubahan (Change) (%)						Deposits Distribution						
				1M	3M	6M	YTD	1Y	3Y							
A. Simpanan																
1	Nominal	6,304	100.0	▲	2.8	▲	3.7	▲	5.3	▲	3.7	▲	9.4	▲	25.9	A. Deposits Nominal
B. Jenis Simpanan																
2	Giro	1,652	26.2	▲	10.8	▲	10.7	▲	13.6	▲	10.7	▲	22.4	▲	40.7	Demand Deposits
3	Tabungan	1,934	30.7	▲	2.1	▼	(1.0)	▲	5.1	▼	(1.0)	▲	10.4	▲	29.6	Saving Account
4	Deposit on Call	73	1.2	▼	(6.0)	▲	2.1	▼	(18.0)	▲	2.1	▼	(27.4)	▼	(21.3)	Deposit on Call
5	Deposito	2,628	41.7	▼	(0.7)	▲	3.4	▲	1.8	▲	3.4	▲	3.3	▲	17.9	Time Deposits
6	Sertifikat Deposito	16	0.3	▼	(10.0)	▼	(13.5)	▼	(11.8)	▼	(13.5)	▼	(2.7)	▼	(8.7)	Certificate of Time Deposits
C. Kepemilikan Simpanan																
7	DPK	6,196	98.3	▲	2.9	▲	3.6	▲	5.4	▲	3.6	▲	9.4	▲	26.3	Third Party-Fund
8	Simpanan dari Bank Lain	108	1.7	▼	(2.2)	▲	13.0	▲	3.2	▲	13.0	▲	5.9	▲	7.9	Funds from Other Bank
D. Jenis Usaha																
9	Konvensional	6,013	95.4	▲	3.0	▲	3.9	▲	5.2	▲	3.9	▲	9.3	▲	25.7	Conventional
10	Syariah	291	4.6	▼	(0.7)	▼	(0.1)	▲	8.1	▼	(0.1)	▲	10.3	▲	29.8	Shariah
E. Tiering Nominal																
11	N ≤ 100 juta	857	13.6	▼	(0.0)	▼	(3.0)	▲	2.0	▼	(3.0)	▲	5.6	▲	23.5	N ≤ 100 million
12	100 juta < N ≤ 200 juta	347	5.5	▼	(0.1)	▼	(1.6)	▲	2.4	▼	(1.6)	▲	6.2	▲	28.3	100 million < N ≤ 200 million
13	200 juta < N ≤ 500 juta	556	8.8	▲	0.5	▼	(0.3)	▲	4.1	▼	(0.3)	▲	8.9	▲	33.4	200 million < N ≤ 500 million
14	500 juta < N ≤ 1 miliar	487	7.7	▲	0.5	▼	(0.6)	▲	5.1	▼	(0.6)	▲	9.9	▲	28.8	500 million < N ≤ 1 billion
15	1 miliar < N ≤ 2 miliar	428	6.8	▲	0.9	▲	1.2	▲	4.2	▲	1.2	▲	9.3	▲	17.8	1 billion < N ≤ 2 billion
16	2 miliar < N ≤ 5 miliar	564	8.9	▲	0.2	▲	0.0	▲	1.9	▲	0.0	▲	6.5	▲	17.4	2 billion < N ≤ 5 billion
17	N > 5 miliar	3,065	48.6	▲	5.7	▲	9.2	▲	7.8	▲	9.2	▲	11.5	▲	27.6	N > 5 billion
F. Kepemilikan Bank																
18	BUMN	2,629	41.7	▲	2.1	▲	1.3	▲	5.0	▲	1.3	▲	9.5	▲	33.4	State-Owned Enterprises (SOEs)
19	BPD	544	8.6	▼	(0.5)	▲	1.3	▼	(5.6)	▲	1.3	▲	3.9	▲	17.1	Regional Government Banks
20	Swasta Nasional	2,686	42.6	▲	2.3	▲	4.7	▲	6.3	▲	4.7	▲	8.9	▲	24.2	Private National Banks
21	Campuran	191	3.0	▲	6.7	▲	6.2	▲	5.8	▲	6.2	▲	4.7	▲	2.1	Mixed / Joint Banks
22	Asing	253	4.0	▲	25.1	▲	27.9	▲	29.4	▲	27.9	▲	33.5	▲	14.5	Foreign Banks
G. Valuta Simpanan																
23	Rupiah (IDR)	5,344	84.8	▲	1.3	▲	1.8	▲	3.8	▲	1.8	▲	8.3	▲	25.3	Rupiah (IDR)
24	Valas	960	15.2	▲	12.5	▲	15.7	▲	14.5	▲	15.7	▲	15.6	▲	29.7	Foreign Currencies
H. BUKU Bank																
25	BUKU I (17 bank)	55	0.9	▼	(2.2)	▼	(2.8)	▼	(7.7)	▼	(2.8)	▼	(6.7)	▲	0.2	BUKU I (17 bank)
26	BUKU II (61 bank)	842	13.4	▲	2.8	▲	3.8	▲	4.1	▲	3.8	▲	9.0	▲	27.1	BUKU II (61 bank)
27	BUKU III (26 bank)	1,930	30.6	▲	3.7	▲	6.3	▲	5.0	▲	6.3	▲	7.5	▲	18.8	BUKU III (26 bank)
28	BUKU IV (6 bank)	3,476	55.1	▲	2.5	▲	2.5	▲	6.1	▲	2.5	▲	10.8	▲	30.5	BUKU IV (6 bank)
I. Cakupan Penjaminan (Rp 2 m)																
29	Dijamin penuh (≤ Rp 2 miliar)	2,675	42.4	▲	0.3	▼	(1.1)	▲	3.4	▼	(1.1)	▲	7.7	▲	26.0	Fully insured (≤ Rp 2 billion)
30	Dijamin sebagian* (> Rp 2 miliar)	570	9.0	▲	0.5	▲	0.5	▲	2.8	▲	0.5	▲	7.3	▲	18.7	Partially insured* (> Rp 2 billion)
31	Tidak dijamin (> Rp 2 miliar)	3,059	48.5	▲	5.6	▲	9.1	▲	7.6	▲	9.1	▲	11.3	▲	27.3	Not insured (> Rp 2 billion)

*Hanya dijamin sebagian maksimal Rp2 Miliar

*Partially insured only max Rp2 billion

RINGKASAN DISTRIBUSI REKENING SIMPANAN DEPOSITS ACCOUNT DISTRIBUTION HIGHLIGHTS

II. REKENING

NUMBER OF ACCOUNT

No	Distribusi Simpanan	March-20	%	Perubahan (Change) (%)						Deposits Distribution						
				1M	3M	6M	YTD	1Y	3Y							
A. Deposits																
1	Jumlah Rekening	306,728,928	100.0	▲	0.8	▲	1.7	▲	4.0	▲	1.7	▲	8.7	▲	49.8	A. Deposits Accounts
B. Jenis Simpanan																
2	Giro	3,729,263	1.2	▲	0.9	▲	3.0	▲	3.5	▲	3.0	▲	7.6	▲	27.0	Demand Deposits
3	Tabungan	298,145,612	97.2	▲	0.8	▲	1.7	▲	4.0	▲	1.7	▲	8.8	▲	50.6	Saving Account
4	Deposit on Call	5,098	0.0	▼	(7.1)	▼	(23.2)	▼	(10.4)	▼	(23.2)	▼	(10.4)	▼	5.0	Deposit on Call
5	Deposito	4,848,708	1.6	▼	(1.7)	▲	0.3	▲	1.7	▲	0.3	▲	4.8	▲	25.3	Time Deposits
6	Sertifikat Deposito	247	0.0	▼	(17.9)	▼	(26.9)	▼	(21.1)	▼	(26.9)	▼	(31.2)	▼	(15.7)	Certificate of Time Deposits
C. Kepemilikan Simpanan																
7	DPK	306,703,470	100.0	▲	0.8	▲	1.7	▲	4.0	▲	1.7	▲	8.7	▲	49.8	Third Party-Fund
8	Simpanan dari Bank Lain	25,458	0.0	▼	(2.5)	▼	(1.3)	▲	1.4	▼	(1.3)	▼	(1.0)	▼	(3.7)	Funds from Other Bank
D. Jenis Usaha																
9	Konvensional	279,068,397	91.0	▲	0.8	▲	1.5	▲	3.9	▲	1.5	▲	8.5	▲	51.0	Conventional
10	Syariah	27,660,531	9.0	▲	1.0	▲	3.0	▲	4.5	▲	3.0	▲	10.6	▲	38.4	Shariah
E. Tiering Nominal																
11	N ≤ 100 juta	301,273,192	98.2	▲	0.8	▲	1.7	▲	4.0	▲	1.7	▲	8.7	▲	50.2	N ≤ 100 million
12	100 juta < N ≤ 200 juta	2,466,806	0.8	▼	(0.2)	▼	(1.7)	▲	2.3	▼	(1.7)	▲	6.2	▲	28.1	100 million < N ≤ 200 million
13	200 juta < N ≤ 500 juta	1,730,290	0.6	▲	0.3	▼	(0.6)	▲	4.0	▼	(0.6)	▲	8.9	▲	34.1	200 million < N ≤ 500 million
14	500 juta < N ≤ 1 miliar	674,016	0.2	▲	0.4	▼	(0.6)	▲	5.2	▼	(0.6)	▲	10.1	▲	30.9	500 million < N ≤ 1 billion
15	1 miliar < N ≤ 2 miliar	299,838	0.1	▲	0.6	▲	1.0	▲	4.0	▲	1.0	▲	9.3	▲	17.7	1 billion < N ≤ 2 billion
16	2 miliar < N ≤ 5 miliar	179,984	0.1	▲	0.0	▼	(0.2)	▲	1.9	▼	(0.2)	▲	6.4	▲	16.9	2 billion < N ≤ 5 billion
17	N > 5 miliar	104,802	0.0	▲	1.3	▲	1.9	▲	4.4	▲	1.9	▲	8.8	▲	22.1	N > 5 billion
F. Kepemilikan Bank																
18	BUMN	193,462,501	63.1	▲	0.9	▲	1.4	▲	3.8	▲	1.4	▲	8.7	▲	63.2	State-Owned Enterprises (SOEs)
19	BPD	35,309,997	11.5	▲	0.6	▲	1.2	▲	2.6	▲	1.2	▲	5.0	▲	15.2	Regional Government Banks
20	Swasta Nasional	76,851,171	25.1	▲	0.7	▲	2.5	▲	5.2	▲	2.5	▲	10.5	▲	40.6	Private National Banks
21	Campuran	876,365	0.3	▲	1.6	▲	2.3	▲	4.0	▲	2.3	▲	8.3	▲	50.3	Mixed / Joint Banks
22	Asing	228,894	0.1	▲	0.3	▲	0.4	▲	3.1	▲	0.4	▲	0.6	▼	(40.7)	Foreign Banks
G. Valuta Simpanan																
23	Rupiah (IDR)	305,511,188	99.6	▲	0.8	▲	1.7	▲	4.0	▲	1.7	▲	8.7	▲	50.0	Rupiah (IDR)
24	Valas	1,217,740	0.4	▲	0.2	▼	(8.5)	▲	7.4	▼	(8.5)	▲	11.8	▲	16.1	Foreign Currencies
H. BUKU Bank																
25	BUKU I (17 bank)	2,640,777	0.9	▲	0.9	▲	1.8	▲	4.5	▲	1.8	▼	(8.1)	▲	5.6	BUKU I (17 bank)
26	BUKU II (61 bank)	38,029,022	12.4	▲	0.4	▲	1.7	▲	3.7	▲	1.7	▲	9.0	▲	32.7	BUKU II (61 bank)
27	BUKU III (26 bank)	54,283,499	17.7	▲	0.7	▲	2.2	▲	4.3	▲	2.2	▲	9.5	▲	31.1	BUKU III (26 bank)
28	BUKU IV (6 bank)	211,775,630	69.0	▲	0.9	▲	1.5	▲	3.9	▲	1.5	▲	8.7	▲	60.2	BUKU IV (6 bank)
I. Cakupan Penjaminan (Rp 2 m)																
29	Dijamin penuh (≤ Rp 2 miliar)	306,444,142	99.9	▲	0.8	▲	1.7	▲	4.0	▲	1.7	▲	8.7	▲	49.8	Fully insured (≤ Rp 2 billion)
30	Dijamin sebagian* (> Rp 2 miliar)	284,786	0.1	▲	0.5	▲	0.5	▲	2.8	▲	0.5	▲	7.3	▲	18.7	Partially insured* (> Rp 2 billion)

*Hanya dijamin maksimal Rp2 Miliar

*Only insured max Rp2 billion

PETA MUSIMAN NOMINAL SIMPANAN (BULANAN)
DEPOSITS SEASONALITY HEATMAP (MoM)

I. Nominal Simpanan
Nominal Deposits

Year	Jan	Feb	Mar	Apr	Mei	Jun	Jul	Ags	Sep	Okt	Nov	Des
2020	-0.7%	1.6%	2.8%	-	-	-	-	-	-	-	-	-
2019	-1.1%	0.7%	1.4%	0.0%	0.0%	2.3%	0.2%	0.0%	1.6%	0.3%	0.6%	0.6%
2018	-0.9%	0.4%	0.9%	0.3%	0.3%	1.0%	-0.1%	0.3%	1.6%	1.4%	0.4%	0.6%
2017	-0.1%	0.5%	1.7%	0.2%	1.8%	0.5%	-0.2%	0.4%	1.6%	0.6%	0.4%	1.6%
2016	-0.1%	1.0%	0.8%	0.3%	0.6%	1.2%	0.4%	0.4%	-0.1%	1.1%	1.7%	1.9%
2015	0.0%	1.3%	1.3%	0.6%	0.5%	1.9%	0.1%	0.8%	2.2%	-2.0%	-0.1%	0.5%

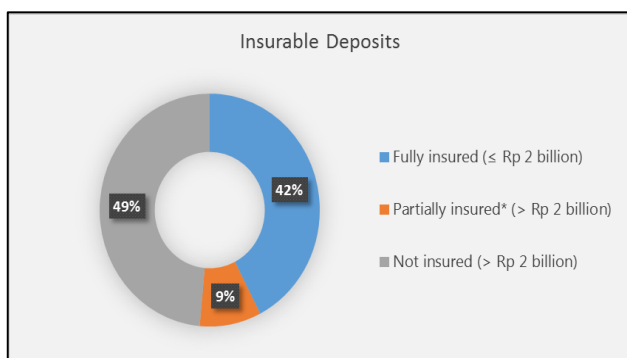
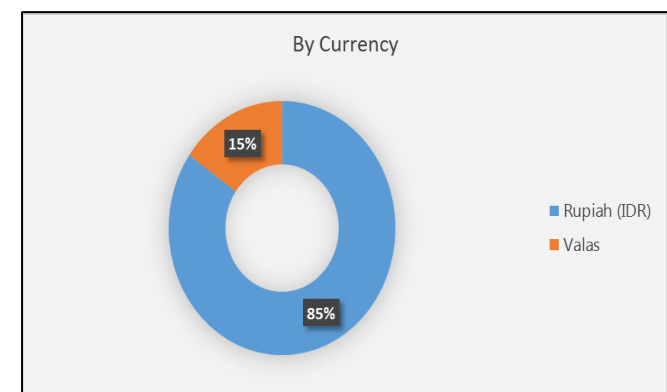
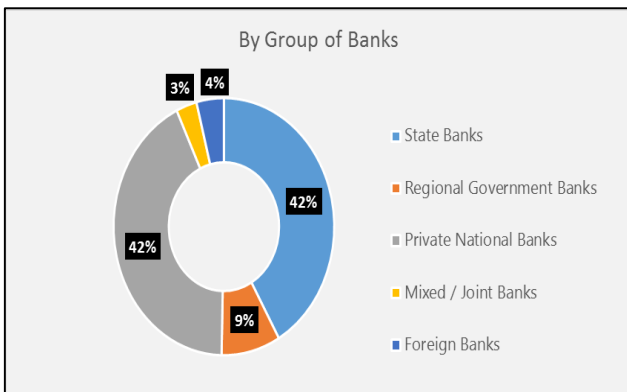
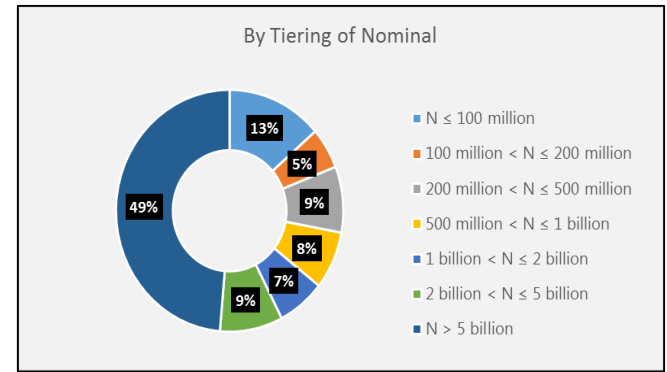
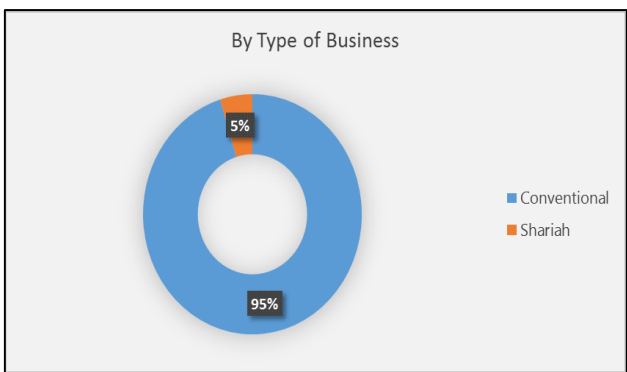
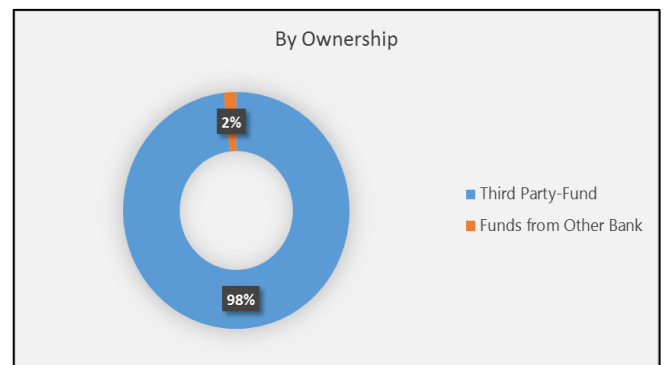
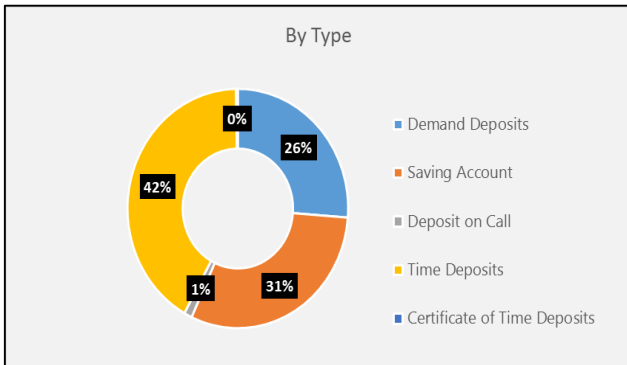
II. Nominal Simpanan Berdasarkan Tingkatan (≤ Rp100 juta)
Nominal Deposits by Tiers (≤ Rp100 million)

Year	Jan	Feb	Mar	Apr	Mei	Jun	Jul	Ags	Sep	Okt	Nov	Des
2020	-2.6%	-0.4%	0.0%	-	-	-	-	-	-	-	-	-
2019	-2.1%	-0.7%	-0.3%	0.5%	7.7%	-4.1%	0.7%	-0.8%	-0.1%	0.6%	1.0%	3.4%
2018	-2.6%	0.6%	-0.1%	0.9%	4.0%	-0.2%	0.8%	0.1%	-0.1%	0.2%	1.3%	3.6%
2017	-4.3%	0.0%	0.4%	-0.3%	0.6%	4.1%	-0.3%	0.5%	-0.3%	0.4%	2.4%	3.6%
2016	-2.9%	-0.1%	-0.5%	1.6%	-0.9%	7.3%	-3.5%	0.1%	0.0%	0.1%	2.1%	5.0%
2015	-3.0%	0.0%	-0.2%	1.8%	-1.0%	1.1%	3.2%	-1.5%	0.2%	1.6%	0.9%	4.8%

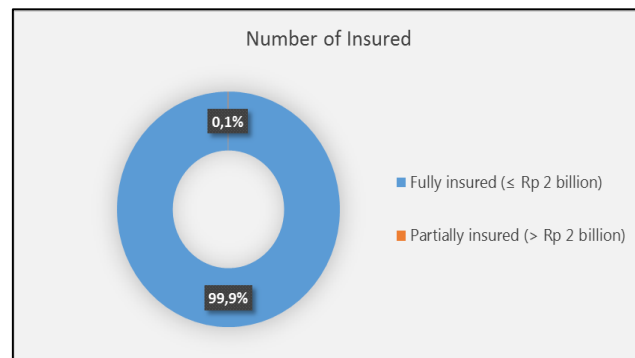
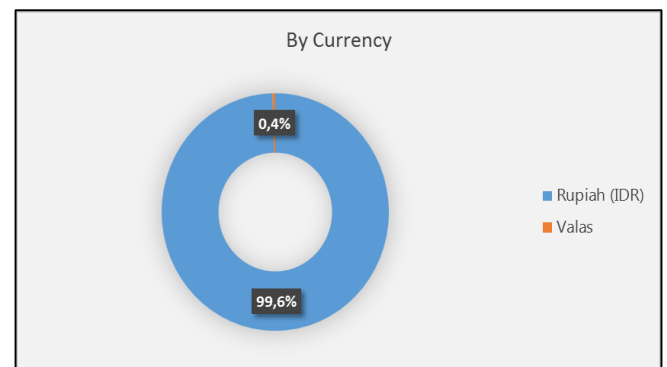
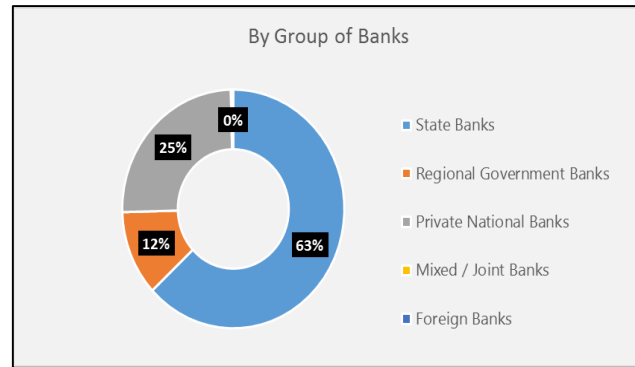
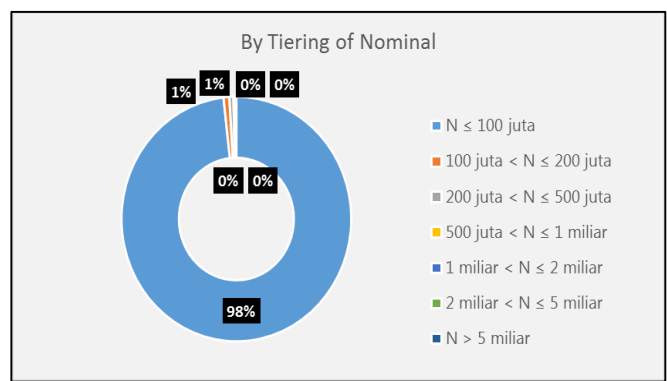
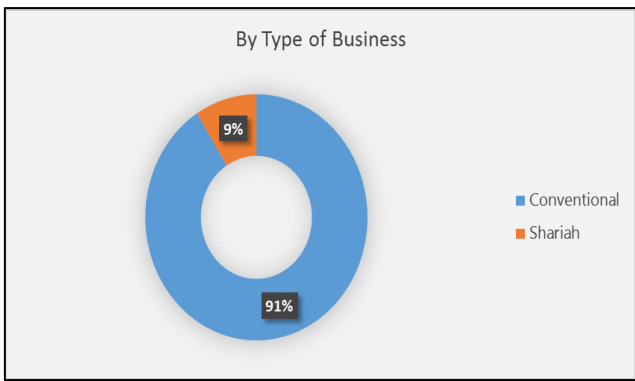
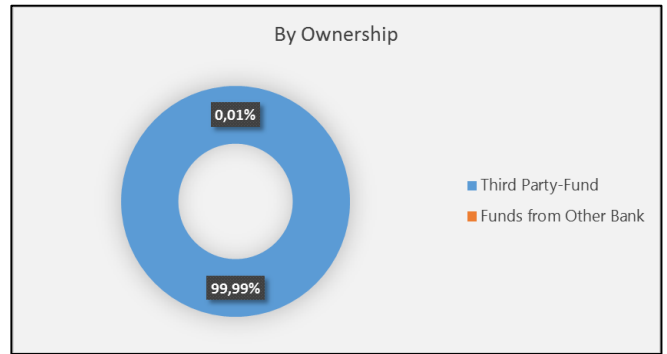
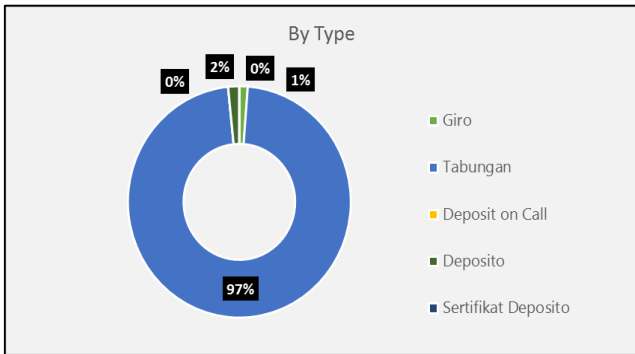
III. Nominal Simpanan Berdasarkan Tingkatan (> Rp5 miliar)
Nominal Deposits by Tiers (> Rp5 billion)

Year	Jan	Feb	Mar	Apr	Mei	Jun	Jul	Ags	Sep	Okt	Nov	Des
2020	0.4%	2.9%	5.7%	-	-	-	-	-	-	-	-	-
2019	-0.3%	1.7%	2.9%	-0.1%	-3.2%	4.6%	-0.5%	-0.1%	2.9%	0.2%	0.6%	-2.1%
2018	-0.2%	0.8%	2.1%	0.3%	-1.1%	1.1%	-1.3%	0.5%	3.1%	2.4%	0.3%	-2.7%
2017	2.6%	1.2%	3.9%	0.2%	3.0%	-1.4%	-0.8%	0.5%	2.9%	0.8%	-0.2%	-0.3%
2016	2.5%	2.5%	2.6%	-0.2%	0.9%	-0.7%	0.9%	0.2%	0.8%	2.4%	1.9%	-0.9%
2015	2.3%	2.9%	3.3%	0.5%	1.0%	3.1%	-1.7%	1.8%	3.4%	-3.8%	-1.3%	-4.9%

RINCIAN NOMINAL SIMPANAN NOMINAL BREAKDOWN (as of March 2020)



RINCIAN REKENING SIMPANAN ACCOUNT BREAKDOWN (as of March 2020)



SIMPANAN BERDASARKAN KEPEMILIKAN SIMPANAN, JENIS SIMPANAN DAN MATA UANG
DEPOSITS BY OWNERSHIP OF DEPOSITS, TYPE OF DEPOSITS AND CURRENCY
(as of March 2020)

	Third Party-Fund		Funds from Other Bank		TOTAL		Type of Deposits
	Account	Nominal (Rp Trillion)	Account	Nominal (Rp Trillion)	Account	Nominal (Rp Trillion)	
Giro	3,718,974	1,603	10,289	49	3,729,263	1,652	Demand Deposits
Rupiah (IDR)	3,540,215	1,167	9,890	39	3,550,105	1,206	Rupiah (IDR)
Valuta Asing	178,759	436	399	10	179,158	447	Foreign Currencies
Tabungan	298,138,477	1,929	7,135	5	298,145,612	1,934	Saving Account
Rupiah (IDR)	297,261,485	1,777	7,128	5	297,268,613	1,782	Rupiah (IDR)
Valuta Asing	876,992	152	7	0	876,999	152	Foreign Currencies
Deposito on Call	4,885	50	213	24	5,098	73	Deposit on Call
Rupiah (IDR)	4,692	43	213	24	4,905	67	Rupiah (IDR)
Valuta Asing	193	6	-	-	193	6	Foreign Currencies
Deposito	4,841,115	2,614	7,593	14	4,848,708	2,628	Time Deposits
Rupiah (IDR)	4,679,731	2,260	7,587	14	4,687,318	2,274	Rupiah (IDR)
Valuta Asing	161,384	354	6	1	161,390	355	Foreign Currencies
Sertifikat Deposito	19	0	228	16	247	16	Certificate of Time Deposits
Rupiah (IDR)	19	0	228	16	247	16	Rupiah (IDR)
Valuta Asing	-	-	-	-	-	-	Foreign Currencies
TOTAL	306,703,470	6,196	25,458	108	306,728,928	6,304	TOTAL
Rupiah (IDR)	305,486,142	5,247	25,046	97	305,511,188	5,344	Rupiah (IDR)
Valuta Asing	1,217,328	949	412	11	1,217,740	960	Foreign Currencies

SIMPANAN BERDASARKAN KEPEMILIKAN SIMPANAN, TIERING NOMINAL DAN MATA UANG
DEPOSITS BY OWNERSHIP OF DEPOSITS, NOMINAL TIERING AND CURRENCY

(as of March 2020)

Jenis Simpanan	Third Party-Fund		Funds from Other Bank		TOTAL		Type of Deposits
	Account	Nominal (Rp Trillion)	Account	Nominal (Rp Trillion)	Account	Nominal (Rp Trillion)	
N ≤ 100 Jt	301,263,165	857	10,027	0	301,273,192	857	N ≤ 100 Mio
Rupiah (IDR)	300,364,661	842	9,935	0	300,374,596	842	Rupiah (IDR)
Valuta Asing	898,504	15	92	0	898,596	15	Foreign Currencies
100 Jt < N ≤ 200 Jt	2,464,573	346	2,233	0	2,466,806	347	100 Mio < N ≤ 200 Mio
Rupiah (IDR)	2,359,574	331	2,202	0	2,361,776	331	Rupiah (IDR)
Valuta Asing	104,999	15	31	0	105,030	15	Foreign Currencies
200 Jt < N ≤ 500 Jt	1,726,113	554	4,177	2	1,730,290	556	200 Mio < N ≤ 500 Mio
Rupiah (IDR)	1,623,993	521	4,141	2	1,628,134	523	Rupiah (IDR)
Valuta Asing	102,120	33	36	0	102,156	33	Foreign Currencies
500 Jt < N ≤ 1 M	670,637	485	3,379	3	674,016	487	500 Mio < N ≤ 1 Bio
Rupiah (IDR)	622,386	450	3,346	3	625,732	453	Rupiah (IDR)
Valuta Asing	48,251	34	33	0	48,284	34	Foreign Currencies
1 M < N ≤ 2 M	297,425	424	2,413	4	299,838	428	1 Bio < N ≤ 2 Bio
Rupiah (IDR)	269,058	384	2,374	4	271,432	387	Rupiah (IDR)
Valuta Asing	28,367	40	39	0	28,406	40	Foreign Currencies
2 M < N ≤ 5 M	178,269	558	1,715	6	179,984	564	2 Bio < N ≤ 5 Bio
Rupiah (IDR)	160,580	503	1,679	5	162,259	508	Rupiah (IDR)
Valuta Asing	17,689	55	36	0	17,725	56	Foreign Currencies
N > 5 M	103,288	2,971	1,514	94	104,802	3,065	N > 5 Bio
Rupiah (IDR)	85,890	2,216	1,369	83	87,259	2,299	Rupiah (IDR)
Valuta Asing	17,398	755	145	11	17,543	766	Foreign Currencies
TOTAL	306,703,470	6,196	25,458	108	306,728,928	6,304	TOTAL
Rupiah (IDR)	305,486,142	5,247	25,046	97	305,511,188	5,344	Rupiah (IDR)
Valuta Asing	1,217,328	949	412	11	1,217,740	960	Foreign Currencies

SIMPANAN BERDASARKAN KEPEMILIKAN SIMPANAN, JENIS SIMPANAN DAN MATA UANG
DEPOSITS BY OWNERSHIP OF DEPOSITS, NOMINAL OF DEPOSITS AND CURRENCY

(as of March 2020)

Type of Deposits	Third Party-Fund		Funds from Other Bank		TOTAL		Type of Deposits
	Account	Nominal (Rp Trillion)	Account	Nominal (Rp Trillion)	Account	Nominal (Rp Trillion)	
N ≤ IDR 2 billion	306,421,913	2,666	22,229	9	306,444,142	2,675	N ≤ IDR 2 billion
Rupiah (IDR)	305,239,672	2,528	21,998	9	305,261,670	2,537	Rupiah (IDR)
Valuta Asing	1,182,241	138	231	0	1,182,472	138	Foreign Currencies
N > IDR 2 billion	281,557	3,530	3,229	99	284,786	3,629	N > IDR 2 billion
Rupiah (IDR)	246,470	2,719	3,048	88	249,518	2,807	Rupiah (IDR)
Valuta Asing	35,087	811	181	11	35,268	822	Foreign Currencies
TOTAL	306,703,470	6,196	25,458	108	306,728,928	6,304	TOTAL
Rupiah (IDR)	305,486,142	5,247	25,046	97	305,511,188	5,344	Rupiah (IDR)
Valuta Asing	1,217,328	949	412	11	1,217,740	960	Foreign Currencies

SIMPANAN BERDASARKAN KEPEMILIKAN SIMPANAN, JENIS SIMPANAN DAN MATA UANG
DEPOSITS BY OWNERSHIP OF DEPOSITS, INSURED DEPOSITS AND CURRENCY

(as of March 2020)

Type of Deposits	Third Party-Fund		Funds from Other Bank		TOTAL		Type of Deposits
	Account	Nominal (Rp Trillion)	Account	Nominal (Rp Trillion)	Account	Nominal (Rp Trillion)	
N ≤ IDR 2 B (Fully insured)	306,421,913	2,666	22,229	9	306,444,142	2,675	N ≤ IDR 2 B (Fully insured)
Rupiah (IDR)	305,239,672	2,528	21,998	9	305,261,670	2,537	Rupiah (IDR)
Valuta Asing	1,182,241	138	231	0	1,182,472	138	Foreign Currencies
N > IDR 2 B (Partially insured)	281,557	563	3,229	6	284,786	570	N > IDR 2 B (Partially insured)
Rupiah (IDR)	246,470	493	3,048	6	249,518	499	Rupiah (IDR)
Valuta Asing	35,087	70	181	0	35,268	71	Foreign Currencies
TOTAL	306,703,470	3,229	25,458	15	306,728,928	3,244	TOTAL
Rupiah (IDR)	305,486,142	3,021	25,046	15	305,511,188	3,036	Rupiah (IDR)
Valuta Asing	1,217,328	208	412	0	1,217,740	209	Foreign Currencies

SIMPANAN BERDASARKAN PROVINSI**DEPOSITS BY PROVINCES**

(as of March 2020)

No	Provinsi (Province)	Jumlah Rekening (Number of Account)*	Nominal* (Rp Trillion)
1	Aceh	1,694,840	20
2	Bali	581,446	22
3	Banten	187,194	6
4	Bengkulu	372,910	6
5	Daerah Istimewa Yogyakarta	840,181	10
6	Daerah Khusus Ibukota Jakarta	273,157,768	5,760
7	Jambi	338,052	9
8	Jawa Barat	5,307,606	97
9	Jawa Tengah	2,913,214	59
10	Jawa Timur	5,631,655	69
11	Kalimantan Barat	1,738,143	14
12	Kalimantan Selatan	421,456	12
13	Kalimantan Tengah	351,520	7
14	Kalimantan Timur	919,401	21
15	Lampung	521,935	7
16	Maluku	332,727	5
17	Nusa Tenggara Barat	897,012	8
18	Nusa Tenggara Timur	1,385,556	13
19	Papua	1,470,486	19
20	Riau	1,032,764	21
21	Sulawesi Selatan	696,030	18
22	Sulawesi Tengah	365,729	5
23	Sulawesi Tenggara	456,528	6
24	Sulawesi Utara	465,033	13
25	Sumatera Barat	1,853,741	20
26	Sumatera Selatan	1,127,511	19
27	Sumatera Utara	1,668,490	37
	TOTAL	306,728,928	6,304

*) Based on head office in provinces.