



DISTRIBUSI SIMPANAN BANK UMUM

DEPOSITS DISTRIBUTION OF COMMERCIAL BANK

April 2020
4M-20

Indonesia Deposit Insurance Corporation
Insurance Premium Settlement Group



 Transform
to Excellence

2020 Indonesia Deposit Insurance Corporation. All rights reserved.

The facts and opinions stated or expressed in this publication are for information purposes only and are not necessarily and must not be relied upon as being those of the publisher or of the institutions for which the contributing authors work. Although every care has been taken to ensure the accuracy of the information contained within the publication, it should not be by any person relied upon as the basis for taking any action or making any decision. The Indonesia Deposit Insurance Corporation cannot be held liable or otherwise responsible in anyway for any advice, action taken or decision made on the basis of the facts and opinions stated or expressed or stated within this publication.

DAFTAR ISI

TABLE OF CONTENT

Informasi Umum	3	General Information	3
Ringkasan Pertumbuhan Simpanan	4	Deposit Growth Highlights	4
Ringkasan Distribusi Nominal Simpanan	5	Deposits Distribution Highlights (Nominal)	5
Ringkasan Distribusi Rekening Simpanan	6	Deposit Accounts Distribution Highlights	6
Peta Musiman Nominal Simpanan	7	Deposits Seasonality Heatmap	7
Grafik <i>Pie</i> Nominal Simpanan	8	Deposits Pie Chart (Nominal)	8
Grafik <i>Pie</i> Rekening Simpanan	9	Deposit Account Pie Chart	9
Simpanan Berdasarkan Kepemilikan Simpanan, Jenis Simpanan dan Valuta	10	Deposits by Ownership of Deposits, Type of Deposits and Currency	10
Simpanan Berdasarkan Kepemilikan Simpanan, Tiering Nominal dan Valuta	11	Deposits by Ownership of Deposits, Nominal Tiering and Currency	11
Simpanan Berdasarkan Kepemilikan Simpanan, Besaran Nilai Simpanan dan Valuta	12	Deposits by Ownership of Deposits, Nominal of Deposits and Currency	12
Simpanan Berdasarkan Kepemilikan Simpanan, Simpanan yang Dijamin dan Valuta	12	Deposits by Ownership of Deposits, Insured Deposits and Currency	12
Simpanan Berdasarkan Provinsi	13	Deposits by Province	13

Informasi Umum

General Information

Sumber Data

Data bersumber dari Laporan Posisi Simpanan yang disampaikan oleh 110 bank umum kepada Lembaga Penjamin Simpanan, yang terdiri dari 96 Bank Umum Konvensional dan 14 Bank Umum Syariah.

Source of Data

The data are based on The Deposits Position Report which submitted by 110 commercial banks to Indonesia Deposit Insurance Corporation, comprised of 96 conventional banks and 14 shariah banks.

Definisi

- 1) Simpanan meliputi dana pihak ketiga dan simpanan dari bank lain.
- 2) Simpanan Yang Dijamin meliputi:
 - a) Seluruh simpanan dengan nominal sampai dengan Rp2 miliar.
 - b) Dijamin sebagian (Rp2 miliar) dari seluruh simpanan dengan nominal di atas Rp2 miliar.
- 3) Besaran Nilai Simpanan yang Dijamin adalah Rp2 miliar per nasabah per bank, sebagaimana diatur dalam Peraturan Pemerintah No. 66 Tahun 2008.

Definition

- 1) The deposits comprised of third party-fund and funds from other bank.
- 2) Insured deposits consist of:
 - a) Fully insured deposits with nominal under Rp 2 billion.
 - b) Partially insured deposits with nominal above Rp 2 billion.
- 3) The maximum amount of deposit insured is Rp 2 billion per depositor per bank as stipulated under Government Regulation Number 66 Year 2008.

Kotak Masukan dan Saran:



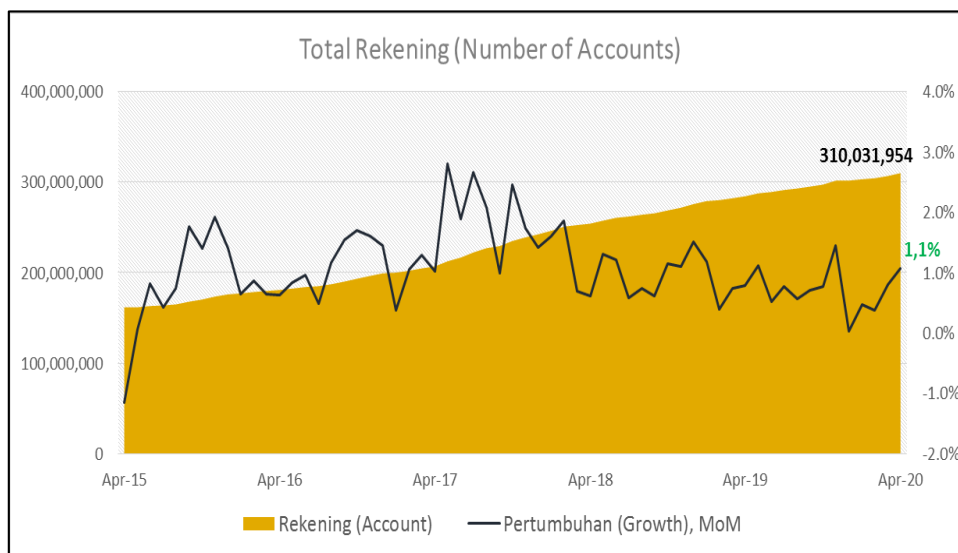
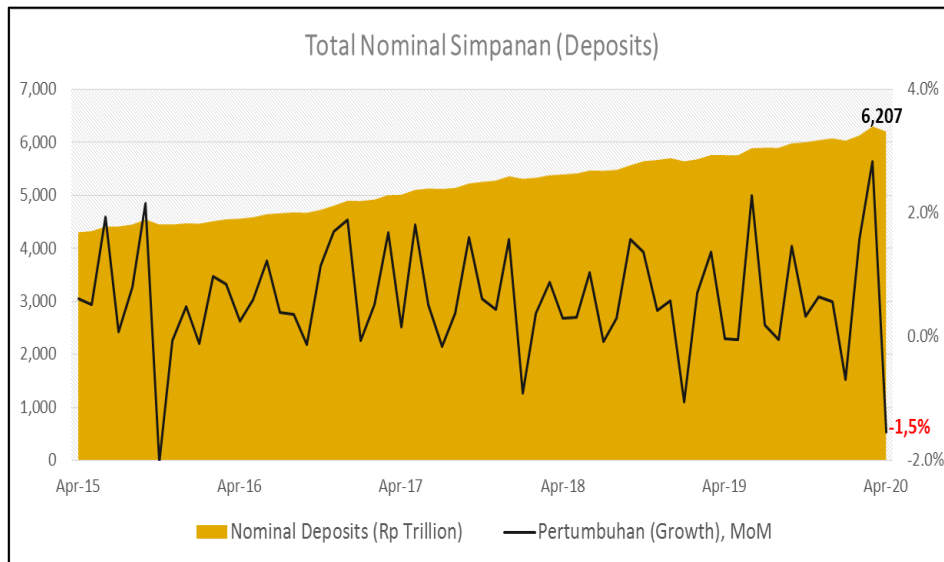
humas@lps.go.id

Feedback and Suggestion Box:



humas@lps.go.id

RINGKASAN PERTUMBUHAN SIMPANAN DEPOSITS GROWTH HIGHLIGHT



Year	Tahun Year	Nominal (Rp Trillion)	Pertumbuhan Growth (YoY)	Rekening Accounts	Pertumbuhan Growth (YoY)
Dec-15	2015	4,474	7.3%	175,994,476	9.4%
Dec-16	2016	4,900	9.5%	199,301,222	13.2%
Dec-17	2017	5,363	9.5%	242,396,164	21.6%
Dec-18	2018	5,704	6.4%	275,764,037	13.8%
Dec-19	2019	6,077	6.5%	301,697,955	9.4%
Apr-20	2020	6,207	2.1%*	310,031,954	2.8%*

*Year to Date (Ytd) as of 30 April 2020

RINGKASAN DISTRIBUSI NOMINAL SIMPANAN NOMINAL DEPOSITS DISTRIBUTION HIGHLIGHTS

I. NOMINAL SIMPANAN

Nominal Deposits

No	Distribusi Simpanan	April-20 (Rp Trillion)	%	Perubahan (Change) (%)						Deposits Distribution
				1M	3M	6M	YTD	1Y	3Y	
A. Simpanan										A. Deposits
1	Nominal	6,207	100.0	▼ (1.5)	▲ 2.8	▲ 3.4	▲ 2.1	▲ 7.7	▲ 23.8	Nominal
B. Jenis Simpanan										B. Type of Deposits
2	Giro	1,578	25.4	▼ (4.5)	▲ 8.4	▲ 10.3	▲ 5.7	▲ 15.2	▲ 33.2	Demand Deposits
3	Tabungan	1,929	31.1	▼ (0.2)	▲ 1.7	▲ 4.6	▼ (1.2)	▲ 10.3	▲ 30.4	Saving Account
4	Deposit on Call	93	1.5	▲ 26.2	▲ 16.5	▼ (2.5)	▲ 28.9	▲ 5.8	▲ 14.0	Deposit on Call
5	Deposito	2,593	41.8	▼ (1.4)	▲ 0.3	▼ (1.0)	▲ 2.0	▲ 2.1	▲ 15.2	Time Deposits
6	Sertifikat Deposito	15	0.2	▼ (7.1)	▼ (20.6)	▼ (11.0)	▼ (19.6)	▼ (1.4)	▼ (14.1)	Certificate of Time Deposits
C. Kepemilikan Simpanan										C. Ownership of Deposits
7	DPK	6,109	98.4	▼ (1.4)	▲ 3.0	▲ 3.7	▲ 2.1	▲ 8.0	▲ 24.4	Third Party-Fund
8	Simpanan dari Bank Lain	98	1.6	▼ (9.3)	▼ (8.1)	▼ (12.2)	▲ 2.5	▼ (5.8)	▼ (6.0)	Funds from Other Bank
D. Jenis Usaha										D. Type of Business
9	Konvensional	5,917	95.3	▼ (1.6)	▲ 3.0	▲ 3.3	▲ 2.3	▲ 7.6	▲ 23.7	Conventional
10	Syariah	290	4.7	▼ (0.3)	▲ 0.5	▲ 4.4	▼ (0.4)	▲ 11.0	▲ 26.2	Shariah
E. Tiering Nominal										E. Tiering of Nominal
11	N ≤ 100 juta	866	13.9	▲ 1.0	▲ 0.7	▲ 2.4	▼ (2.0)	▲ 6.2	▲ 25.2	N ≤ 100 million
12	100 juta < N ≤ 200 juta	349	5.6	▲ 0.7	▲ 0.6	▲ 2.5	▼ (0.9)	▲ 7.2	▲ 28.9	100 million < N ≤ 200 million
13	200 juta < N ≤ 500 juta	563	9.1	▲ 1.2	▲ 2.1	▲ 5.0	▲ 0.9	▲ 10.3	▲ 34.2	200 million < N ≤ 500 million
14	500 juta < N ≤ 1 miliar	490	7.9	▲ 0.6	▲ 1.6	▲ 4.9	▲ 0.0	▲ 10.3	▲ 28.9	500 million < N ≤ 1 billion
15	1 miliar < N ≤ 2 miliar	427	6.9	▼ (0.1)	▲ 2.0	▲ 3.6	▲ 1.2	▲ 9.3	▲ 17.5	1 billion < N ≤ 2 billion
16	2 miliar < N ≤ 5 miliar	562	9.1	▼ (0.3)	▲ 1.0	▲ 1.7	▼ (0.3)	▲ 6.6	▲ 16.9	2 billion < N ≤ 5 billion
17	N > 5 miliar	2,950	47.5	▼ (3.8)	▲ 4.6	▲ 3.5	▲ 5.0	▲ 7.4	▲ 22.5	N > 5 billion
F. Kepemilikan Bank										F. Group of Banks
18	BUMN	2,588	41.7	▼ (1.6)	▲ 1.9	▲ 3.8	▼ (0.3)	▲ 9.1	▲ 33.5	State-Owned Enterprises (SOEs)
19	BPD	565	9.1	▲ 3.9	▲ 5.9	▼ (5.7)	▲ 5.2	▲ 2.8	▲ 14.2	Regional Government Banks
20	Swasta Nasional	2,647	42.6	▼ (1.5)	▲ 2.3	▲ 4.3	▲ 3.2	▲ 7.3	▲ 18.7	Private National Banks
21	Campuran	181	2.9	▼ (5.4)	▲ 3.1	▲ 4.6	▲ 0.5	▲ 1.4	▼ (0.5)	Mixed / Joint Banks
22	Asing	226	3.6	▼ (10.8)	▲ 13.7	▲ 13.1	▲ 14.1	▲ 16.2	▲ 35.1	Foreign Banks
G. Valuta Simpanan										G. Currency
23	Rupiah (IDR)	5,335	86.0	▼ (0.2)	▲ 2.4	▲ 3.1	▲ 1.7	▲ 7.5	▲ 24.5	Rupiah (IDR)
24	Valas	871	14.0	▼ (9.2)	▲ 6.0	▲ 4.8	▲ 5.0	▲ 9.2	▲ 19.5	Foreign Currencies
H. BUKU Bank										H. Deposits by BUKU
25	BUKU I (17 bank)	55	0.9	▲ 0.2	▼ (2.5)	▼ (13.1)	▼ (2.6)	▼ (9.3)	▼ (6.2)	BUKU I (17 bank)
26	BUKU II (61 bank)	830	13.4	▼ (1.4)	▲ 2.0	▲ 0.4	▲ 2.4	▲ 7.3	▲ 21.6	BUKU II (61 bank)
27	BUKU III (26 bank)	1,878	30.3	▼ (2.7)	▲ 3.1	▲ 1.9	▲ 3.4	▲ 4.0	▲ 15.1	BUKU III (26 bank)
28	BUKU IV (6 bank)	3,443	55.5	▼ (1.0)	▲ 3.0	▲ 5.3	▲ 1.5	▲ 10.4	▲ 30.4	BUKU IV (6 bank)
I. Cakupan Penjaminan (Rp 2 m)										I. Insurance Coverage (Rp 2 b)
29	Dijamin penuh (≤ Rp 2 miliar)	2,695	43.4	▲ 0.8	▲ 1.3	▲ 3.6	▼ (0.4)	▲ 8.4	▲ 26.8	Fully insured (≤ Rp 2 billion)
30	Dijamin sebagian* (> Rp 2 miliar)	565	9.1	▼ (0.7)	▲ 1.1	▲ 2.0	▼ (0.2)	▲ 6.9	▲ 18.2	Partially insured* (> Rp 2 billion)
31	Tidak dijamin (> Rp 2 miliar)	2,946	47.5	▼ (3.7)	▲ 4.6	▲ 3.5	▲ 5.0	▲ 7.3	▲ 22.3	Not insured (> Rp 2 billion)

*Hanya dijamin sebagian maksimal Rp2 Miliar

*Partially insured only max Rp2 billion

RINGKASAN DISTRIBUSI REKENING SIMPANAN DEPOSITS ACCOUNT DISTRIBUTION HIGHLIGHTS

II. REKENING

NUMBER OF ACCOUNT

No	Distribusi Simpanan	April-20	%	Perubahan (Change) (%)						Deposits Distribution						
				1M	3M	6M	YTD	1Y	3Y							
A. Deposits																
1	Jumlah Rekening	310,031,954	100.0	▲	1.1	▲	2.3	▲	4.3	▲	2.8	▲	9.0	▲	49.9	A. Deposits Accounts
B. Jenis Simpanan																
2	Giro	3,737,464	1.2	▲	0.2	▲	2.0	▲	3.2	▲	3.2	▲	6.7	▲	27.0	B. Type of Deposits Demand Deposits
3	Tabungan	301,276,706	97.2	▲	1.1	▲	2.3	▲	4.3	▲	2.7	▲	9.0	▲	50.6	Saving Account
4	Deposit on Call	5,450	0.0	▲	6.9	▼	(2.8)	▼	(4.7)	▼	(17.9)	▲	4.7	▲	18.8	Deposit on Call
5	Deposito	5,012,116	1.6	▲	3.4	▲	2.2	▲	4.5	▲	3.7	▲	8.5	▲	29.5	Time Deposits
6	Sertifikat Deposito	218	0.0	▼	(11.7)	▼	(34.3)	▼	(23.2)	▼	(35.5)	▼	(26.6)	▼	(25.1)	Certificate of Time Deposits
C. Kepemilikan Simpanan																
7	DPK	310,007,524	100.0	▲	1.1	▲	2.3	▲	4.3	▲	2.8	▲	9.0	▲	49.9	C. Ownership of Deposits Third Party-Fund
8	Simpanan dari Bank Lain	24,430	0.0	▼	(4.0)	▼	(5.4)	▼	(4.0)	▼	(5.3)	▼	(3.3)	▼	(8.3)	Funds from Other Bank
D. Jenis Usaha																
9	Konvensional	282,279,078	91.0	▲	1.2	▲	2.3	▲	4.3	▲	2.7	▲	8.9	▲	51.2	D. Type of Business Conventional
10	Syariah	27,752,876	9.0	▲	0.3	▲	2.4	▲	4.4	▲	3.4	▲	9.7	▲	37.3	Shariah
E. Tiering Nominal																
11	N ≤ 100 juta	304,532,958	98.2	▲	1.1	▲	2.3	▲	4.3	▲	2.8	▲	9.0	▲	50.3	E. Tiering of Nominal N ≤ 100 million
12	100 juta < N ≤ 200 juta	2,485,640	0.8	▲	0.8	▲	0.5	▲	2.5	▼	(1.0)	▲	7.3	▲	28.9	100 million < N ≤ 200 million
13	200 juta < N ≤ 500 juta	1,752,088	0.6	▲	1.3	▲	2.0	▲	4.9	▲	0.6	▲	10.3	▲	35.0	200 million < N ≤ 500 million
14	500 juta < N ≤ 1 miliar	678,864	0.2	▲	0.7	▲	1.7	▲	5.1	▲	0.1	▲	10.7	▲	31.0	500 million < N ≤ 1 billion
15	1 miliar < N ≤ 2 miliar	299,740	0.1	▼	(0.0)	▲	1.8	▲	3.4	▲	0.9	▲	9.4	▲	17.5	1 billion < N ≤ 2 billion
16	2 miliar < N ≤ 5 miliar	179,437	0.1	▼	(0.3)	▲	0.8	▲	1.8	▼	(0.5)	▲	6.5	▲	16.7	2 billion < N ≤ 5 billion
17	N > 5 miliar	103,227	0.0	▼	(1.5)	▲	1.6	▲	2.3	▲	0.3	▲	7.4	▲	20.8	N > 5 billion
F. Kepemilikan Bank																
18	BUMN	196,434,780	63.4	▲	1.5	▲	2.7	▲	4.6	▲	3.0	▲	9.5	▲	63.1	F. Group of Banks State-Owned Enterprises (SOEs)
19	BPD	35,565,078	11.5	▲	0.7	▲	1.6	▲	2.7	▲	1.9	▲	5.5	▲	17.1	Regional Government Banks
20	Swasta Nasional	76,930,256	24.8	▲	0.1	▲	1.6	▲	4.3	▲	2.6	▲	9.4	▲	39.2	Private National Banks
21	Campuran	873,047	0.3	▼	(0.4)	▲	2.0	▲	3.0	▲	1.9	▲	7.5	▲	49.8	Mixed / Joint Banks
22	Asing	228,793	0.1	▼	(0.0)	▲	0.7	▲	1.7	▲	0.3	▲	2.9	▼	(7.7)	Foreign Banks
G. Valuta Simpanan																
23	Rupiah (IDR)	308,809,941	99.6	▲	1.1	▲	2.3	▲	4.3	▲	2.8	▲	9.0	▲	50.0	G. Currency Rupiah (IDR)
24	Valas	1,222,013	0.4	▲	0.4	▲	2.2	▲	6.5	▼	(8.2)	▲	11.6	▲	16.8	Foreign Currencies
H. BUKU Bank																
25	BUKU I (17 bank)	2,675,239	0.9	▲	1.3	▲	2.7	▲	5.0	▲	3.1	▼	(4.6)	▲	7.9	H. Deposits by BUKU BUKU I (17 bank)
26	BUKU II (61 bank)	38,053,736	12.3	▲	0.1	▲	1.2	▲	2.7	▲	1.8	▲	8.0	▲	31.4	BUKU II (61 bank)
27	BUKU III (26 bank)	54,667,142	17.6	▲	0.7	▲	2.0	▲	4.5	▲	2.9	▲	9.4	▲	32.6	BUKU III (26 bank)
28	BUKU IV (6 bank)	214,635,837	69.2	▲	1.4	▲	2.5	▲	4.5	▲	2.9	▲	9.3	▲	59.9	BUKU IV (6 bank)
I. Cakupan Penjaminan (Rp 2 m)																
29	Dijamin penuh (≤ Rp 2 miliar)	309,749,290	99.9	▲	1.1	▲	2.3	▲	4.3	▲	2.8	▲	9.0	▲	49.9	I. Insurance Coverage (Rp 2 b) Fully insured (≤ Rp 2 billion)
30	Dijamin sebagian* (> Rp 2 miliar)	282,664	0.1	▼	(0.7)	▲	1.1	▲	2.0	▼	(0.2)	▲	6.9	▲	18.2	Partially insured* (> Rp 2 billion)

*Hanya dijamin maksimal Rp2 Miliar

*Only insured max Rp2 billion

PETA MUSIMAN NOMINAL SIMPANAN (BULANAN)
DEPOSITS SEASONALITY HEATMAP (MoM)

I. Nominal Simpanan
Nominal Deposits

Year	Jan	Feb	Mar	Apr	Mei	Jun	Jul	Ags	Sep	Okt	Nov	Des
2020	-0.7%	1.6%	2.8%	-1.5%	-	-	-	-	-	-	-	-
2019	-1.1%	0.7%	1.4%	0.0%	0.0%	2.3%	0.2%	0.0%	1.6%	0.3%	0.6%	0.6%
2018	-0.9%	0.4%	0.9%	0.3%	0.3%	1.0%	-0.1%	0.3%	1.6%	1.4%	0.4%	0.6%
2017	-0.1%	0.5%	1.7%	0.2%	1.8%	0.5%	-0.2%	0.4%	1.6%	0.6%	0.4%	1.6%
2016	-0.1%	1.0%	0.8%	0.3%	0.6%	1.2%	0.4%	0.4%	-0.1%	1.1%	1.7%	1.9%
2015	0.0%	1.3%	1.3%	0.6%	0.5%	1.9%	0.1%	0.8%	2.2%	-2.0%	-0.1%	0.5%

Nominal Deposits by Tiers (≤ Rp100 million)

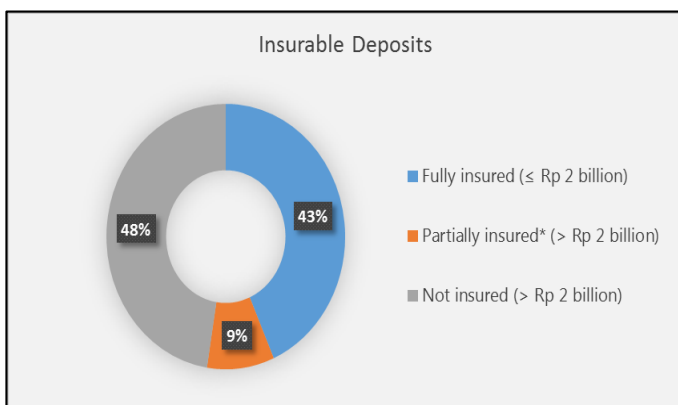
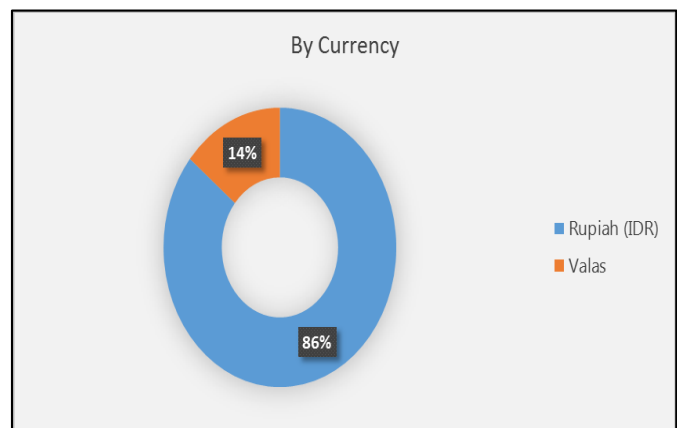
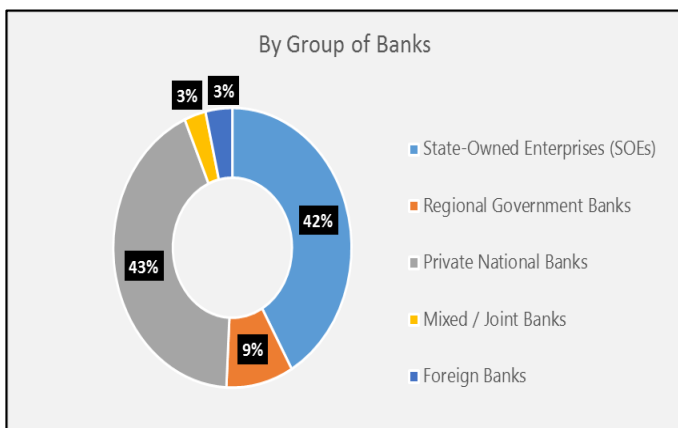
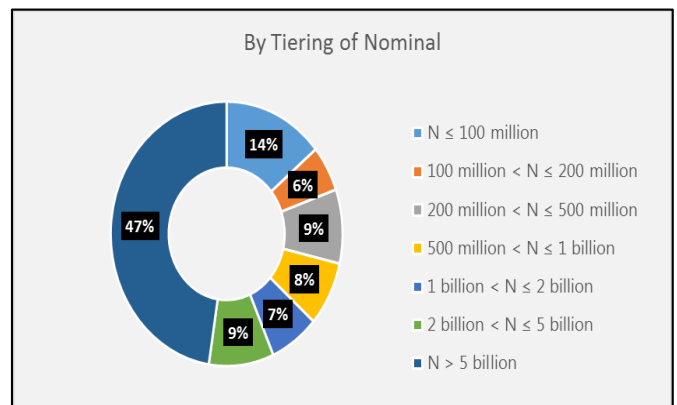
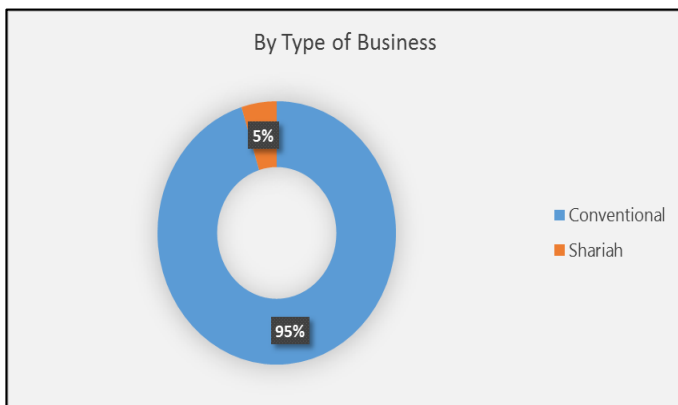
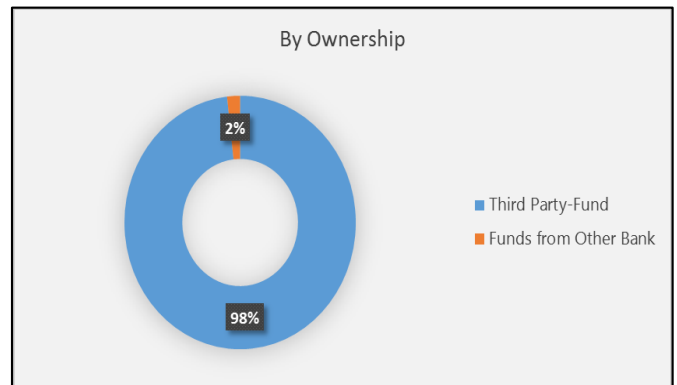
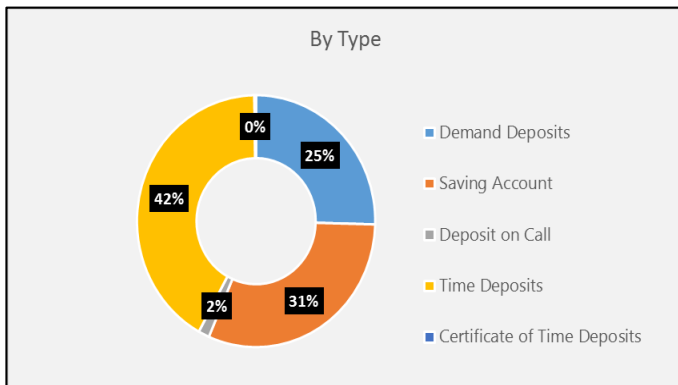
Year	Jan	Feb	Mar	Apr	Mei	Jun	Jul	Ags	Sep	Okt	Nov	Des
2020	-2.6%	-0.4%	0.0%	1.0%	-	-	-	-	-	-	-	-
2019	-2.1%	-0.7%	-0.3%	0.5%	7.7%	-4.1%	0.7%	-0.8%	-0.1%	0.6%	1.0%	3.4%
2018	-2.6%	0.6%	-0.1%	0.9%	4.0%	-0.2%	0.8%	0.1%	-0.1%	0.2%	1.3%	3.6%
2017	-4.3%	0.0%	0.4%	-0.3%	0.6%	4.1%	-0.3%	0.5%	-0.3%	0.4%	2.4%	3.6%
2016	-2.9%	-0.1%	-0.5%	1.6%	-0.9%	7.3%	-3.5%	0.1%	0.0%	0.1%	2.1%	5.0%
2015	-3.0%	0.0%	-0.2%	1.8%	-1.0%	1.1%	3.2%	-1.5%	0.2%	1.6%	0.9%	4.8%

III. Nominal Simpanan Berdasarkan Tingkatan (> Rp5 miliar)

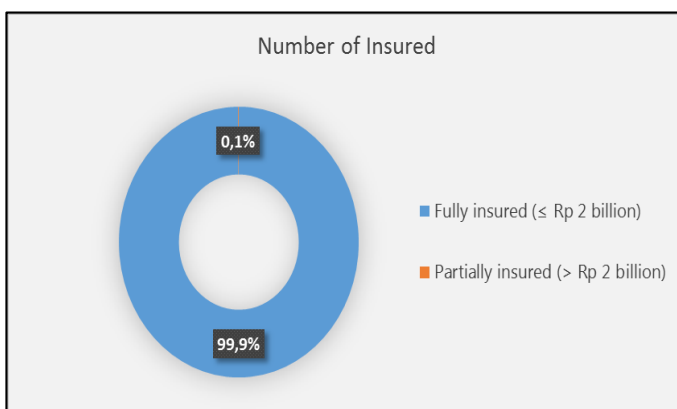
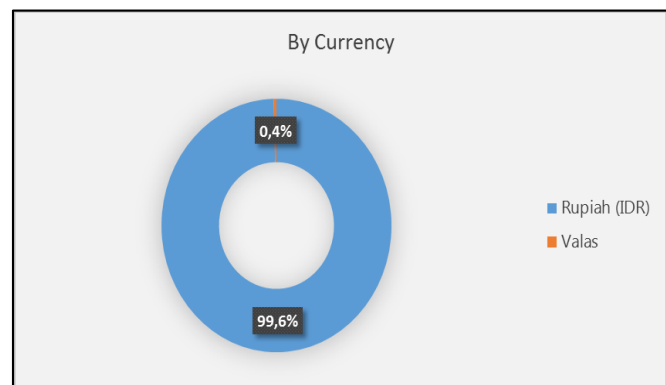
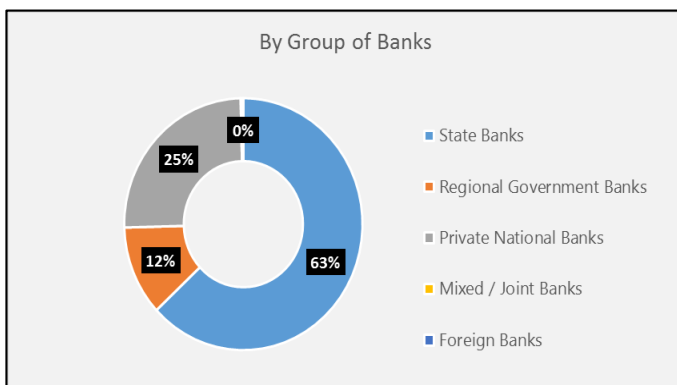
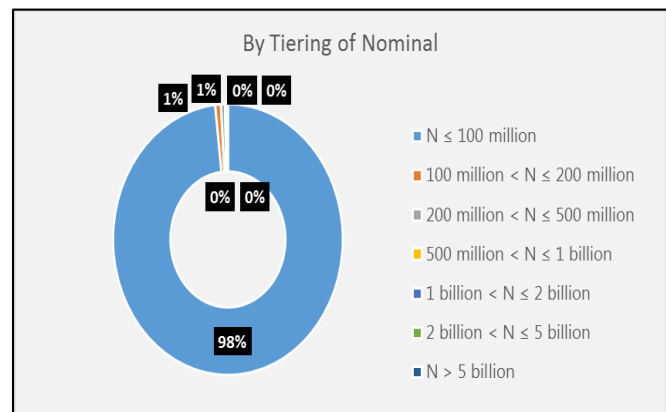
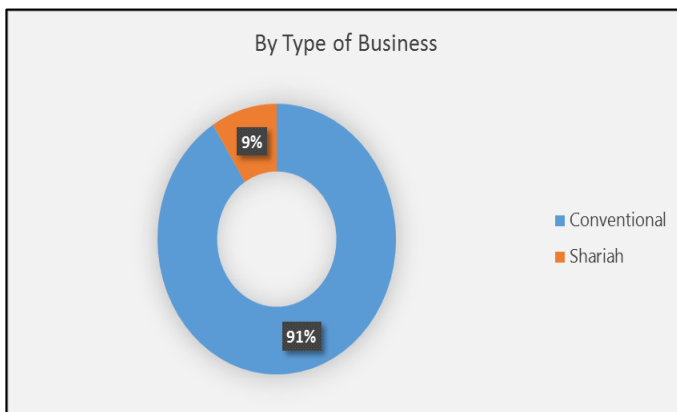
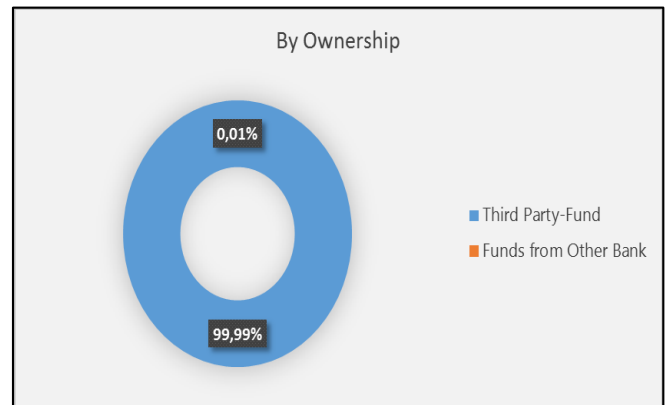
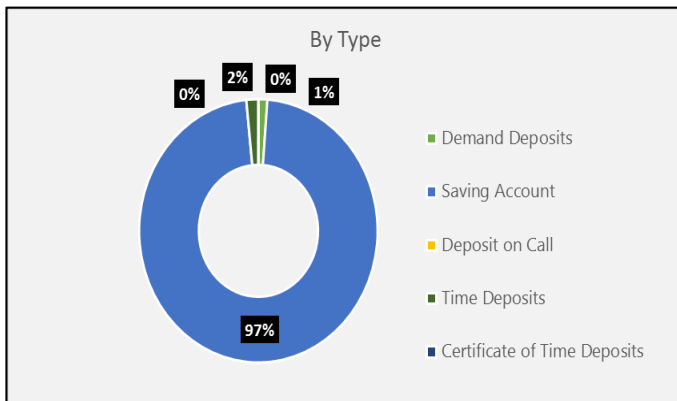
Nominal Deposits by Tiers (> Rp5 billion)

Year	Jan	Feb	Mar	Apr	Mei	Jun	Jul	Ags	Sep	Okt	Nov	Des
2020	0.4%	2.9%	5.7%	-3.8%	-	-	-	-	-	-	-	-
2019	-0.3%	1.7%	2.9%	-0.1%	-3.2%	4.6%	-0.5%	-0.1%	2.9%	0.2%	0.6%	-2.1%
2018	-0.2%	0.8%	2.1%	0.3%	-1.1%	1.1%	-1.3%	0.5%	3.1%	2.4%	0.3%	-2.7%
2017	2.6%	1.2%	3.9%	0.2%	3.0%	-1.4%	-0.8%	0.5%	2.9%	0.8%	-0.2%	-0.3%
2016	2.5%	2.5%	2.6%	-0.2%	0.9%	-0.7%	0.9%	0.2%	0.8%	2.4%	1.9%	-0.9%
2015	2.3%	2.9%	3.3%	0.5%	1.0%	3.1%	-1.7%	1.8%	3.4%	-3.8%	-1.3%	-4.9%

RINCIAN NOMINAL SIMPANAN NOMINAL BREAKDOWN (as of April 2020)



RINCIAN REKENING SIMPANAN ACCOUNT BREAKDOWN (as of April 2020)



SIMPANAN BERDASARKAN KEPEMILIKAN SIMPANAN, JENIS SIMPANAN DAN MATA UANG
DEPOSITS BY OWNERSHIP OF DEPOSITS, TYPE OF DEPOSITS AND CURRENCY

(as of April 2020)

	Third Party-Fund		Funds from Other Bank		TOTAL		Type of Deposits
	Account	Nominal (Rp Trillion)	Account	Nominal (Rp Trillion)	Account	Nominal (Rp Trillion)	
Giro	3,727,157	1,540	10,307	37	3,737,464	1,578	Demand Deposits
Rupiah (IDR)	3,547,947	1,145	9,911	28	3,557,858	1,174	Rupiah (IDR)
Valuta Asing	179,210	395	396	9	179,606	404	Foreign Currencies
Tabungan	301,269,572	1,924	7,134	5	301,276,706	1,929	Saving Account
Rupiah (IDR)	300,384,619	1,782	7,127	5	300,391,746	1,787	Rupiah (IDR)
Valuta Asing	884,953	142	7	0	884,960	142	Foreign Currencies
Deposito on Call	5,193	64	257	29	5,450	93	Deposit on Call
Rupiah (IDR)	4,963	55	257	29	5,220	84	Rupiah (IDR)
Valuta Asing	230	9	-	-	230	9	Foreign Currencies
Deposito	5,005,584	2,580	6,532	12	5,012,116	2,593	Time Deposits
Rupiah (IDR)	4,848,374	2,264	6,525	11	4,854,899	2,276	Rupiah (IDR)
Valuta Asing	157,210	316	7	1	157,217	317	Foreign Currencies
Sertifikat Deposito	18	0	200	15	218	15	Certificate of Time Deposits
Rupiah (IDR)	18	0	200	15	218	15	Rupiah (IDR)
Valuta Asing	-	-	-	-	-	-	Foreign Currencies
TOTAL	310,007,524	6,109	24,430	98	310,031,954	6,207	TOTAL
Rupiah (IDR)	308,785,921	5,247	24,020	88	308,809,941	5,336	Rupiah (IDR)
Valuta Asing	1,221,603	862	410	10	1,222,013	871	Foreign Currencies

SIMPANAN BERDASARKAN KEPEMILIKAN SIMPANAN, TIERING NOMINAL DAN MATA UANG
DEPOSITS BY OWNERSHIP OF DEPOSITS, NOMINAL TIERING AND CURRENCY

(as of April 2020)

Jenis Simpanan	Third Party-Fund		Funds from Other Bank		TOTAL		Type of Deposits
	Account	Nominal (Rp Trillion)	Account	Nominal (Rp Trillion)	Account	Nominal (Rp Trillion)	
N ≤ 100 Jt	304,522,661	866	10,297	0	304,532,958	866	N ≤ 100 M
Rupiah (IDR)	303,608,132	851	10,205	0	303,618,337	851	Rupiah (IDR)
Valuta Asing	914,529	15	92	0	914,621	15	Foreign Currencies
100 Jt < N ≤ 200 Jt	2,483,538	349	2,102	0	2,485,640	349	100 M < N ≤ 200 M
Rupiah (IDR)	2,380,238	334	2,071	0	2,382,309	334	Rupiah (IDR)
Valuta Asing	103,300	15	31	0	103,331	15	Foreign Currencies
200 Jt < N ≤ 500 Jt	1,748,253	561	3,835	1	1,752,088	563	200 M < N ≤ 500 M
Rupiah (IDR)	1,648,653	529	3,803	1	1,652,456	531	Rupiah (IDR)
Valuta Asing	99,600	32	32	0	99,632	32	Foreign Currencies
500 Jt < N ≤ 1 M	675,811	488	3,053	2	678,864	490	500 M < N ≤ 1 B
Rupiah (IDR)	630,817	456	3,019	2	633,836	459	Rupiah (IDR)
Valuta Asing	44,994	32	34	0	45,028	32	Foreign Currencies
1 M < N ≤ 2 M	297,497	424	2,243	3	299,740	427	1 B < N ≤ 2 B
Rupiah (IDR)	271,331	387	2,206	3	273,537	391	Rupiah (IDR)
Valuta Asing	26,166	37	37	0	26,203	37	Foreign Currencies
2 M < N ≤ 5 M	177,951	557	1,486	5	179,437	562	2 B < N ≤ 5 B
Rupiah (IDR)	161,451	506	1,440	5	162,891	510	Rupiah (IDR)
Valuta Asing	16,500	51	46	0	16,546	52	Foreign Currencies
N > 5 M	101,813	2,864	1,414	85	103,227	2,951	N > 5 B
Rupiah (IDR)	85,299	2,184	1,276	76	86,575	2,261	Rupiah (IDR)
Valuta Asing	16,514	680	138	10	16,652	690	Foreign Currencies
TOTAL	310,007,524	6,109	24,430	98	310,031,954	6,207	TOTAL
Rupiah (IDR)	308,785,921	5,247	24,020	88	308,809,941	5,336	Rupiah (IDR)
Valuta Asing	1,221,603	862	410	10	1,222,013	871	Foreign Currencies

SIMPANAN BERDASARKAN KEPEMILIKAN SIMPANAN, JENIS SIMPANAN DAN MATA UANG
DEPOSITS BY OWNERSHIP OF DEPOSITS, NOMINAL OF DEPOSITS AND CURRENCY (as of April 2020)

Type of Deposits	Third Party-Fund		Funds from Other Bank		TOTAL		Type of Deposits
	Account	Nominal (Rp Trillion)	Account	Nominal (Rp Trillion)	Account	Nominal (Rp Trillion)	
N ≤ IDR 2 B	309,727,760	2,687	21,530	8	309,749,290	2,695	N ≤ IDR 2 B
Rupiah (IDR)	308,539,171	2,558	21,304	8	308,560,475	2,565	Rupiah (IDR)
Valuta Asing	1,188,589	130	226	0	1,188,815	130	Foreign Currencies
N > IDR 2 B	279,764	3,422	2,900	90	282,664	3,513	N > IDR 2 B
Rupiah (IDR)	246,750	2,690	2,716	80	249,466	2,771	Rupiah (IDR)
Valuta Asing	33,014	732	184	10	33,198	742	Foreign Currencies
TOTAL	310,007,524	6,109	24,430	98	310,031,954	6,207	TOTAL
Rupiah (IDR)	308,785,921	5,247	24,020	88	308,809,941	5,336	Rupiah (IDR)
Valuta Asing	1,221,603	862	410	10	1,222,013	871	Foreign Currencies

SIMPANAN BERDASARKAN KEPEMILIKAN SIMPANAN, JENIS SIMPANAN DAN MATA UANG
DEPOSITS BY OWNERSHIP OF DEPOSITS, INSURED DEPOSITS AND CURRENCY (as of April 2020)

Type of Deposits	Third Party-Fund		Funds from Other Bank		TOTAL		Type of Deposits
	Account	Nominal (Rp Trillion)	Account	Nominal (Rp Trillion)	Account	Nominal (Rp Trillion)	
N ≤ IDR 2 B (Fully insured)	309,727,760	2,687	21,530	8	309,749,290	2,695	N ≤ IDR 2 B (Fully insured)
Rupiah (IDR)	308,539,171	2,558	21,304	8	308,560,475	2,565	Rupiah (IDR)
Valuta Asing	1,188,589	130	226	0	1,188,815	130	Foreign Currencies
N > IDR 2 B (Partially insured)	279,764	560	2,900	6	282,664	565	N > IDR 2 B (Partially insured)
Rupiah (IDR)	246,750	494	2,716	5	249,466	499	Rupiah (IDR)
Valuta Asing	33,014	66	184	0	33,198	66	Foreign Currencies
TOTAL	310,007,524	3,247	24,430	14	310,031,954	3,260	TOTAL
Rupiah (IDR)	308,785,921	3,051	24,020	13	308,809,941	3,064	Rupiah (IDR)
Valuta Asing	1,221,603	196	410	0	1,222,013	196	Foreign Currencies

SIMPANAN BERDASARKAN PROVINSI
DEPOSITS BY PROVINCES
(as of April 2020)

No	Provinsi (Province)	Jumlah Rekening (Number of Account)*	Nominal* (Rp Trillion)
1	Aceh	1,705,529	19
2	Bali	590,672	22
3	Banten	187,359	5
4	Bengkulu	376,435	6
5	Daerah Istimewa Yogyakarta	839,614	10
6	Daerah Khusus Ibukota Jakarta	276,182,336	5,646
7	Jambi	336,370	9
8	Jawa Barat	5,438,445	101
9	Jawa Tengah	3,011,507	60
10	Jawa Timur	5,630,578	73
11	Kalimantan Barat	1,749,618	14
12	Kalimantan Selatan	411,778	12
13	Kalimantan Tengah	352,505	8
14	Kalimantan Timur	919,396	22
15	Lampung	526,619	7
16	Maluku	332,873	6
17	Nusa Tenggara Barat	897,607	8
18	Nusa Tenggara Timur	1,385,784	13
19	Papua	1,459,310	20
20	Riau	1,035,643	21
21	Sulawesi Selatan	698,538	19
22	Sulawesi Tengah	377,291	6
23	Sulawesi Tenggara	462,586	8
24	Sulawesi Utara	466,041	13
25	Sumatera Barat	1,865,125	21
26	Sumatera Selatan	1,130,401	21
27	Sumatera Utara	1,661,994	37
	TOTAL	310,031,954	6,207

*) Based on head office in provinces.