



DISTRIBUSI SIMPANAN BANK UMUM

DEPOSITS DISTRIBUTION OF COMMERCIAL BANK

July 2020
7M-20

Indonesia Deposit Insurance Corporation
Insurance Premium Settlement Group



2020 Indonesia Deposit Insurance Corporation. All rights reserved.

The facts and opinions stated or expressed in this publication are for information purposes only and are not necessarily and must not be relied upon as being those of the publisher or of the institutions for which the contributing authors work. Although every care has been taken to ensure the accuracy of the information contained within the publication, it should not be by any person relied upon as the basis for taking any action or making any decision. The Indonesia Deposit Insurance Corporation cannot be held liable or otherwise responsible in anyway for any advice, action taken or decision made on the basis of the facts and opinions stated or expressed or stated within this publication.

DAFTAR ISI

TABLE OF CONTENT

Informasi Umum	3	General Information	3
Ringkasan Pertumbuhan Simpanan	4	Deposit Growth Highlights	4
Ringkasan Distribusi Nominal Simpanan	5	Deposits Distribution Highlights (Nominal)	5
Ringkasan Distribusi Rekening Simpanan	6	Deposit Accounts Distribution Highlights	6
Peta Musiman Nominal Simpanan	7	Deposits Seasonality Heatmap	7
Grafik <i>Pie</i> Nominal Simpanan	8	Deposits Pie Chart (Nominal)	9
Grafik <i>Pie</i> Rekening Simpanan	9	Deposit Account Pie Chart	10
Simpanan Berdasarkan Kepemilikan Simpanan, Jenis Simpanan dan Valuta	10	Deposits by Ownership of Deposits, Type of Deposits and Currency	10
Simpanan Berdasarkan Kepemilikan Simpanan, Tiering Nominal dan Valuta	11	Deposits by Ownership of Deposits, Nominal Tiering and Currency	11
Simpanan Berdasarkan Kepemilikan Simpanan, Besaran Nilai Simpanan dan Valuta	12	Deposits by Ownership of Deposits, Nominal of Deposits and Currency	12
Simpanan Berdasarkan Kepemilikan Simpanan, Simpanan yang Dijamin dan Valuta	12	Deposits by Ownership of Deposits, Insured Deposits and Currency	12
Simpanan Berdasarkan Provinsi	13	Deposits by Province	13

Informasi Umum

Sumber Data

Data bersumber dari Laporan Posisi Simpanan yang disampaikan oleh 110 bank umum kepada Lembaga Penjamin Simpanan, yang terdiri dari 96 Bank Umum Konvensional dan 14 Bank Umum Syariah.

Definisi

- 1) Simpanan meliputi dana pihak ketiga dan simpanan dari bank lain.
- 2) Simpanan Yang Dijamin meliputi:
 - a) Seluruh simpanan dengan nominal sampai dengan Rp2 miliar.
 - b) Dijamin sebagian (Rp2 miliar) dari seluruh simpanan dengan nominal di atas Rp2 miliar.
- 3) Besaran Nilai Simpanan yang Dijamin adalah Rp2 miliar per nasabah per bank, sebagaimana diatur dalam Peraturan Pemerintah No. 66 Tahun 2008.
- 4) Simpanan yang disajikan tidak termasuk simpanan luar negeri dan pinjaman bersaldo kredit.

Kotak Masukan dan Saran:



informasi@lps.go.id

General Information

Source of Data

The data are based on The Deposits Position Report which submitted by 110 commercial banks to Indonesia Deposit Insurance Corporation, comprised of 96 conventional banks and 14 shariah banks.

Definition

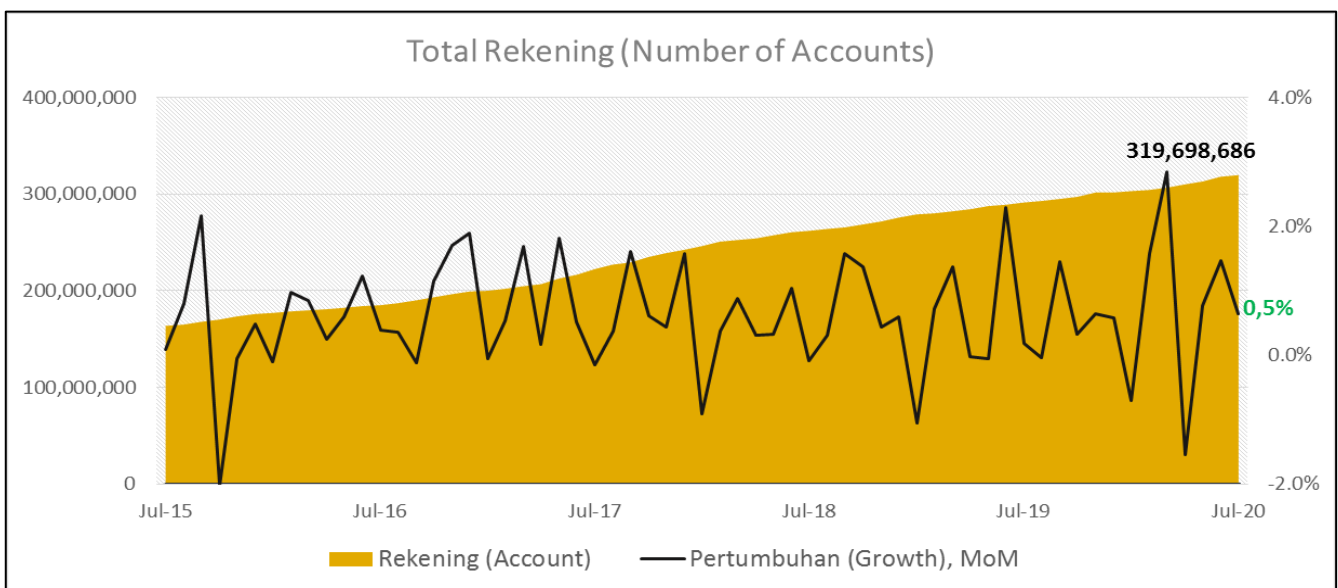
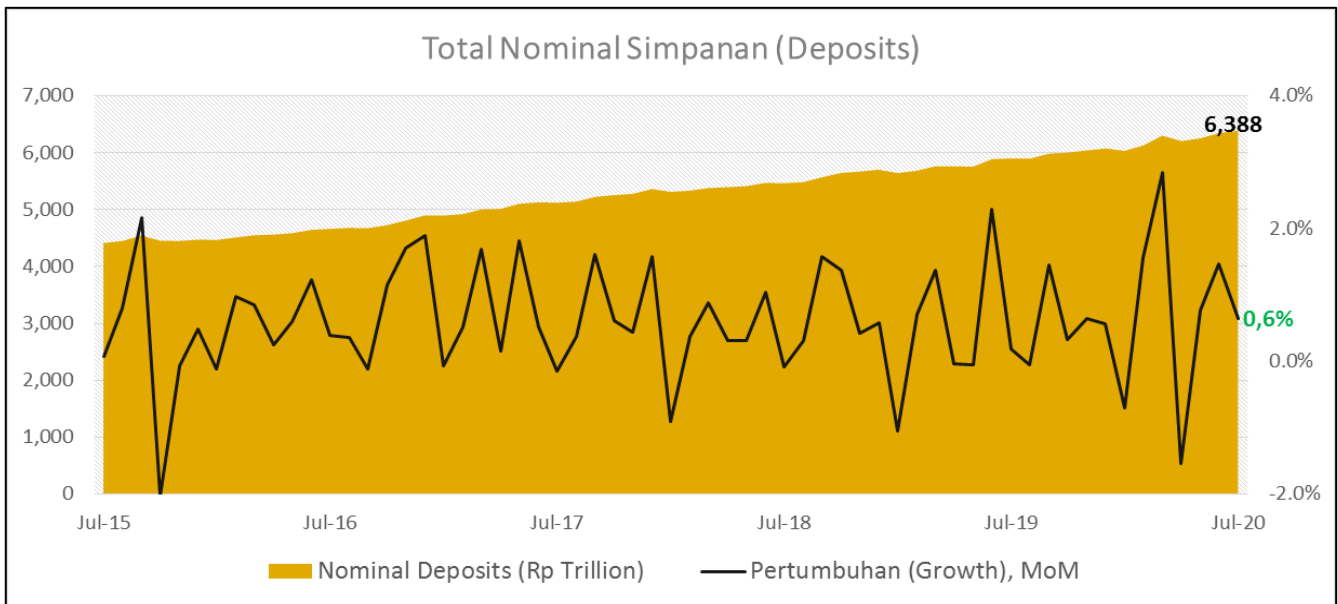
- 1) The deposits comprised of third party-fund and funds from other bank.
- 2) Insured deposits consist of:
 - a) Fully insured deposits with nominal under Rp 2 billion.
 - b) Partially insured deposits with nominal above Rp 2 billion.
- 3) The maximum amount of deposit insured is Rp 2 billion per depositor per bank as stipulated under Government Regulation Number 66 Year 2008.
- 4) The deposits presented does not include overseas deposits and credit loan balance.

Feedback and Suggestion Box:



informasi@lps.go.id

RINGKASAN PERTUMBUHAN SIMPANAN DEPOSITS GROWTH HIGHLIGHT



Tahun Year	Nominal (Rp Trillion)	Pertumbuhan Growth (YoY)	Rekening Accounts	Pertumbuhan Growth (YoY)
2020*	6.388	5,1%	319.698.686	6,0%
2019	6.077	6,5%	301.697.955	9,4%
2018	5.704	6,4%	275.764.037	13,8%
2017	5.363	9,5%	242.396.164	21,6%
2016	4.900	9,5%	199.301.222	13,2%
2015	4.474	7,3%	175.994.476	9,4%

*Year to Date (Ytd) as of 31 July 2020

RINGKASAN DISTRIBUSI NOMINAL SIMPANAN NOMINAL DEPOSITS DISTRIBUTION HIGHLIGHTS

I. NOMINAL SIMPANAN

Nominal Deposits

No	Distribusi Simpanan	July-20 (Rp Trillion)	%	Perubahan (Change) (%)						Deposits Distribution						
				1M	3M	6M	YTD	1Y	3Y							
A. Simpanan										A. Deposits						
1	Nominal	6,388	100.0	▲	0.6	▲	2.9	▲	5.8	▲	5.1	▲	8.2	▲	24.7	Nominal
B. Jenis Simpanan										B. Type of Deposits						
2	Giro	1,609	25.2	▼	(0.9)	▲	2.0	▲	10.6	▲	7.8	▲	13.5	▲	33.7	Demand Deposits
3	Tabungan	1,982	31.0	▼	(0.2)	▲	2.7	▲	4.5	▲	1.5	▲	8.3	▲	28.1	Saving Account
4	Deposit on Call	66	1.0	▼	(17.1)	▼	(28.2)	▼	(16.3)	▼	(7.4)	▼	(22.5)	▼	(16.0)	Deposit on Call
5	Deposito	2,714	42.5	▲	2.8	▲	4.7	▲	5.0	▲	6.8	▲	6.3	▲	19.3	Time Deposits
6	Sertifikat Deposito	16	0.3	▼	(1.7)	▲	9.8	▼	(12.8)	▼	(11.7)	▲	14.6	▼	(13.9)	Certificate of Time Deposits
C. Kepemilikan Simpanan										C. Ownership of Deposits						
7	DPK	6,286	98.4	▲	0.7	▲	2.9	▲	6.0	▲	5.1	▲	8.4	▲	25.2	Third Party-Fund
8	Simpanan dari Bank Lain	102	1.6	▼	(3.2)	▲	3.8	▼	(4.6)	▲	6.4	▲	0.1	▲	1.0	Funds from Other Bank
D. Jenis Usaha										D. Type of Business						
9	Konvensional	6,097	95.4	▲	0.7	▲	3.0	▲	6.1	▲	5.4	▲	8.2	▲	24.8	Conventional
10	Syariah	291	4.6	▼	(1.4)	▲	0.3	▲	0.8	▼	(0.1)	▲	8.8	▲	21.5	Shariah
E. Tiering Nominal										E. Tiering of Nominal						
11	N ≤ 100 juta	886	13.9	▼	(0.3)	▲	2.3	▲	3.0	▲	0.3	▲	4.4	▲	22.7	N ≤ 100 million
12	100 juta < N ≤ 200 juta	360	5.6	▲	0.1	▲	3.3	▲	3.8	▲	2.3	▲	7.0	▲	27.2	100 million < N ≤ 200 million
13	200 juta < N ≤ 500 juta	581	9.1	▲	0.4	▲	3.3	▲	5.5	▲	4.3	▲	9.3	▲	32.2	200 million < N ≤ 500 million
14	500 juta < N ≤ 1 miliar	504	7.9	▲	0.6	▲	2.7	▲	4.4	▲	2.7	▲	8.9	▲	26.3	500 million < N ≤ 1 billion
15	1 miliar < N ≤ 2 miliar	444	7.0	▲	0.9	▲	3.9	▲	6.0	▲	5.1	▲	9.0	▲	21.4	1 billion < N ≤ 2 billion
16	2 miliar < N ≤ 5 miliar	569	8.9	▲	0.4	▲	1.3	▲	2.4	▲	1.0	▲	4.4	▲	16.0	2 billion < N ≤ 5 billion
17	N > 5 miliar	3,043	47.6	▲	1.0	▲	3.2	▲	7.9	▲	8.4	▲	9.9	▲	25.6	N > 5 billion
F. Kepemilikan Bank										F. Group of Banks						
18	BUMN	2,757	43.2	▲	0.8	▲	6.5	▲	8.5	▲	6.2	▲	12.6	▲	37.1	State-Owned Enterprises (SOEs)
19	BPD	571	8.9	▼	(0.5)	▲	0.9	▲	6.9	▲	6.2	▲	1.9	▲	15.6	Regional Government Banks
20	Swasta Nasional	2,675	41.9	▲	1.2	▲	1.1	▲	3.4	▲	4.3	▲	5.6	▲	17.9	Private National Banks
21	Campuran	174	2.7	▼	(1.4)	▼	(3.6)	▼	(0.6)	▼	(3.1)	▲	2.6	▼	(5.6)	Mixed / Joint Banks
22	Asing	210	3.3	▼	(2.7)	▼	(6.8)	▲	5.9	▲	6.3	▲	11.9	▲	27.5	Foreign Banks
G. Valuta Simpanan										G. Currency						
23	Rupiah (IDR)	5,484	85.9	▲	0.3	▲	2.8	▲	5.2	▲	4.5	▲	7.8	▲	24.1	Rupiah (IDR)
24	Valas	904	14.1	▲	2.9	▲	3.7	▲	9.9	▲	8.9	▲	11.0	▲	28.3	Foreign Currencies
H. BUKU Bank										H. Deposits by BUKU						
25	BUKU I	52	0.8	▼	(2.1)	▼	(5.9)	▼	(8.3)	▼	(8.4)	▼	(13.1)	▼	(11.4)	BUKU I
26	BUKU II	829	13.0	▲	0.4	▲	1.1	▲	3.0	▲	3.4	▲	4.4	▲	20.1	BUKU II
27	BUKU III	1,880	29.4	▲	1.2	▼	(0.4)	▲	2.7	▲	3.0	▲	3.5	▲	15.4	BUKU III
28	BUKU IV	3,626	56.8	▲	0.5	▲	5.3	▲	8.5	▲	6.9	▲	12.3	▲	32.2	BUKU IV
I. Cakupan Penjaminan (Rp 2 m)										I. Insurance Coverage (Rp 2 b)						
29	Dijamin penuh (≤ Rp 2 miliar)	2,775	43.4	▲	0.3	▲	3.0	▲	4.4	▲	2.6	▲	7.3	▲	25.6	Fully insured (≤ Rp 2 billion)
30	Dijamin sebagian* (> Rp 2 miliar)	575	9.0	▲	0.8	▲	1.7	▲	2.8	▲	1.5	▲	5.2	▲	17.6	Partially insured* (> Rp 2 billion)
31	Tidak dijamin (> Rp 2 miliar)	3,038	47.6	▲	1.0	▲	3.1	▲	7.9	▲	8.3	▲	9.7	▲	25.3	Not insured (> Rp 2 billion)

*Hanya dijamin sebagian maksimal Rp2 Miliar

*Partially insured only max Rp2 billion

RINGKASAN DISTRIBUSI REKENING SIMPANAN DEPOSITS ACCOUNT DISTRIBUTION HIGHLIGHTS

II. REKENING		NUMBER OF ACCOUNT														
		Deposits Distribution														
No	Distribusi Simpanan	July-20	%	Perubahan (Change) (%)						Deposits Distribution						
				1M	3M	6M	YTD	1Y	3Y							
A. Deposits																
1	Jumlah Rekening	319,698,686	100.0	▲	0.5	▲	3.1	▲	5.5	▲	6.0	▲	9.7	▲	43.7	A. Deposits Accounts
B. Jenis Simpanan																
B. Type of Deposits																
2	Giro	3,754,531	1.2	▼	(0.9)	▲	0.5	▲	2.5	▲	3.7	▲	5.4	▲	25.8	Demand Deposits
3	Tabungan	310,797,849	97.2	▲	0.5	▲	3.2	▲	5.5	▲	6.0	▲	9.8	▲	44.2	Saving Account
4	Deposit on Call	4,722	0.0	▼	(6.9)	▼	(13.4)	▼	(15.8)	▼	(28.9)	▼	(13.0)	▲	3.0	Deposit on Call
5	Deposito	5,141,381	1.6	▲	0.5	▲	2.6	▲	4.8	▲	6.4	▲	8.1	▲	30.7	Time Deposits
6	Sertifikat Deposito	203	0.0	▼	(5.6)	▼	(6.9)	▼	(38.9)	▼	(39.9)	▼	(27.0)	▼	(28.8)	Certificate of Time Deposits
C. Kepemilikan Simpanan																
C. Ownership of Deposits																
7	DPK	319,674,343	100.0	▲	0.5	▲	3.1	▲	5.5	▲	6.0	▲	9.7	▲	43.7	Third Party-Fund
8	Simpanan dari Bank Lain	24,343	0.0	▲	0.3	▼	(0.4)	▼	(5.8)	▼	(5.6)	▼	(2.1)	▼	(6.5)	Funds from Other Bank
D. Jenis Usaha																
D. Type of Business																
9	Konvensional	290,950,175	91.0	▲	0.4	▲	3.1	▲	5.4	▲	5.9	▲	9.6	▲	44.3	Conventional
10	Syariah	28,748,511	9.0	▲	1.6	▲	3.6	▲	6.1	▲	7.1	▲	11.0	▲	37.8	Shariah
E. Tiering Nominal																
E. Tiering of Nominal																
11	N ≤ 100 juta	314,024,815	98.2	▲	0.5	▲	3.1	▲	5.5	▲	6.0	▲	9.8	▲	44.0	N ≤ 100 million
12	100 juta < N ≤ 200 juta	2,567,665	0.8	▲	0.1	▲	3.3	▲	3.8	▲	2.3	▲	7.0	▲	27.4	100 million < N ≤ 200 million
13	200 juta < N ≤ 500 juta	1,810,802	0.6	▲	0.3	▲	3.4	▲	5.4	▲	4.0	▲	9.2	▲	33.3	200 million < N ≤ 500 million
14	500 juta < N ≤ 1 miliar	696,507	0.2	▲	0.5	▲	2.6	▲	4.3	▲	2.7	▲	9.1	▲	28.0	500 million < N ≤ 1 billion
15	1 miliar < N ≤ 2 miliar	311,469	0.1	▲	0.8	▲	3.9	▲	5.8	▲	4.9	▲	8.9	▲	21.6	1 billion < N ≤ 2 billion
16	2 miliar < N ≤ 5 miliar	182,254	0.1	▲	0.3	▲	1.6	▲	2.4	▲	1.0	▲	4.6	▲	16.3	2 billion < N ≤ 5 billion
17	N > 5 miliar	105,174	0.0	▲	1.6	▲	1.9	▲	3.5	▲	2.2	▲	6.3	▲	19.8	N > 5 billion
F. Kepemilikan Bank																
F. Group of Banks																
18	BUMN	203,901,128	63.8	▲	0.5	▲	3.8	▲	6.6	▲	6.9	▲	10.3	▲	50.4	State-Owned Enterprises (SOEs)
19	BPD	36,428,313	11.4	▲	0.3	▲	2.4	▲	4.1	▲	4.4	▲	7.2	▲	25.4	Regional Government Banks
20	Swasta Nasional	78,290,488	24.5	▲	0.9	▲	1.8	▲	3.4	▲	4.4	▲	9.5	▲	37.3	Private National Banks
21	Campuran	850,326	0.3	▼	(4.8)	▼	(2.6)	▼	(0.6)	▼	(0.8)	▲	1.6	▲	40.8	Mixed / Joint Banks
22	Asing	228,431	0.1	▼	(0.6)	▼	(0.2)	▲	0.5	▲	0.2	▲	4.0	▼	(7.5)	Foreign Banks
G. Valuta Simpanan																
G. Currency																
23	Rupiah (IDR)	318,450,545	99.6	▲	0.5	▲	3.1	▲	5.5	▲	6.0	▲	9.7	▲	43.8	Rupiah (IDR)
24	Valas	1,248,141	0.4	▲	0.3	▲	2.1	▲	4.4	▼	(6.3)	▲	10.0	▲	20.3	Foreign Currencies
H. BUKU Bank																
H. Deposits by BUKU																
25	BUKU I	2,753,037	0.9	▲	0.6	▲	2.9	▲	5.7	▲	6.1	▲	9.7	▲	10.2	BUKU I
26	BUKU II	33,053,587	10.3	▲	0.7	▲	3.0	▲	4.1	▲	4.7	▲	8.5	▲	31.4	BUKU II
27	BUKU III	61,753,459	19.3	▲	0.6	▲	1.8	▲	3.9	▲	4.8	▲	9.1	▲	37.2	BUKU III
28	BUKU IV	222,138,603	69.5	▲	0.5	▲	3.5	▲	6.1	▲	6.5	▲	10.1	▲	48.3	BUKU IV
I. Cakupan Penjaminan (Rp 2 m)																
I. Insurance Coverage (Rp 2 b)																
29	Dijamin penuh (≤ Rp 2 miliar)	319,411,258	99.9	▲	0.5	▲	3.1	▲	5.5	▲	6.0	▲	9.8	▲	43.7	Fully insured (≤ Rp 2 billion)
30	Dijamin sebagian* (> Rp 2 miliar)	287,428	0.1	▲	0.8	▲	1.7	▲	2.8	▲	1.5	▲	5.2	▲	17.6	Partially insured* (> Rp 2 billion)

*Hanya dijamin maksimal Rp2 Miliar

*Only insured max Rp2 billion

PETA MUSIMAN NOMINAL SIMPANAN (BULANAN)
DEPOSITS SEASONALITY HEATMAP (MoM)

SEASONALITY HEATMAP (MoM)

I. Nominal Simpanan
Nominal Deposits

Year	Jan	Feb	Mar	Apr	Mei	Jun	Jul	Ags	Sep	Okt	Nov	Des
2020	-0.7%	1.6%	2.8%	-1.5%	0.8%	1.5%	0.6%	-	-	-	-	-
2019	-1.1%	0.7%	1.4%	0.0%	0.0%	2.3%	0.2%	0.0%	1.6%	0.3%	0.6%	0.6%
2018	-0.9%	0.4%	0.9%	0.3%	0.3%	1.0%	-0.1%	0.3%	1.6%	1.4%	0.4%	0.6%
2017	-0.1%	0.5%	1.7%	0.2%	1.8%	0.5%	-0.2%	0.4%	1.6%	0.6%	0.4%	1.6%
2016	-0.1%	1.0%	0.8%	0.3%	0.6%	1.2%	0.4%	0.4%	-0.1%	1.1%	1.7%	1.9%
2015	0.0%	1.3%	1.3%	0.6%	0.5%	1.9%	0.1%	0.8%	2.2%	-2.0%	-0.1%	0.5%

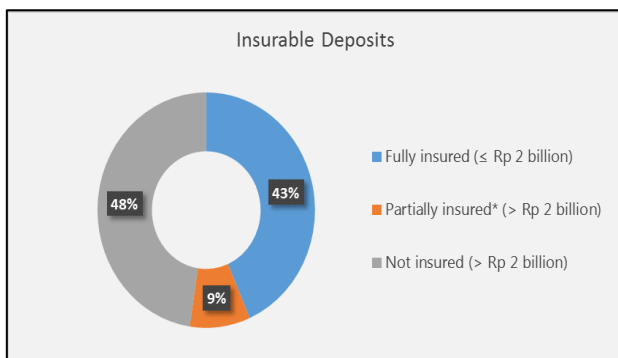
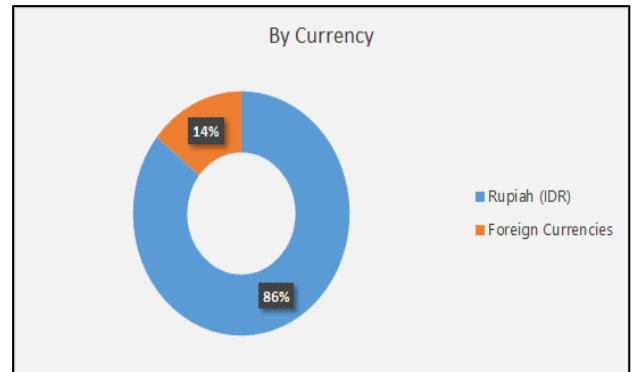
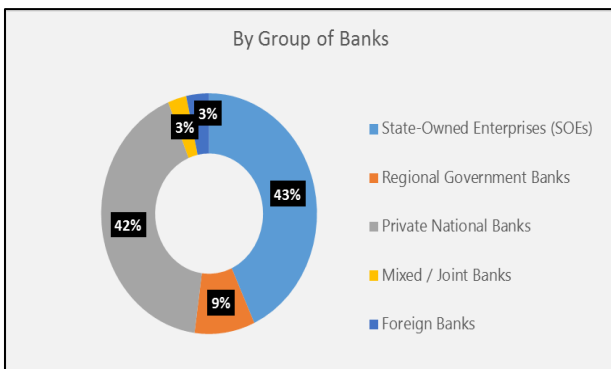
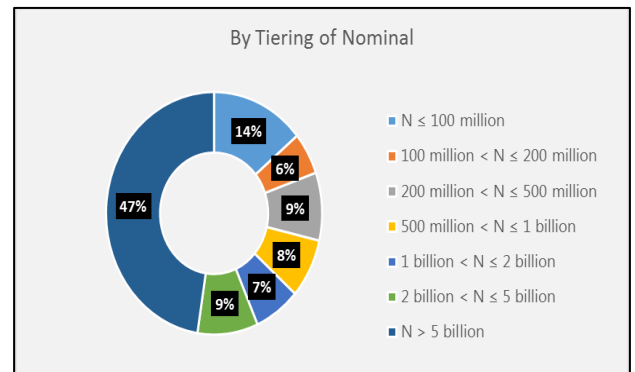
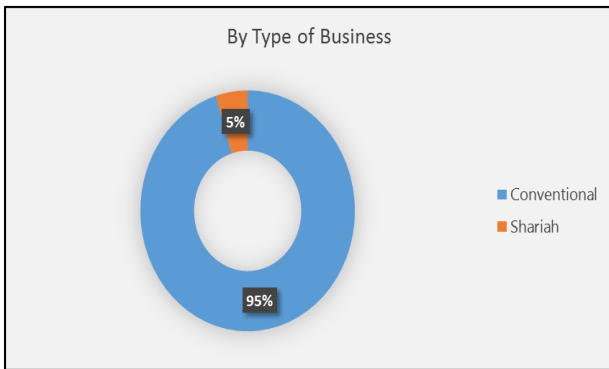
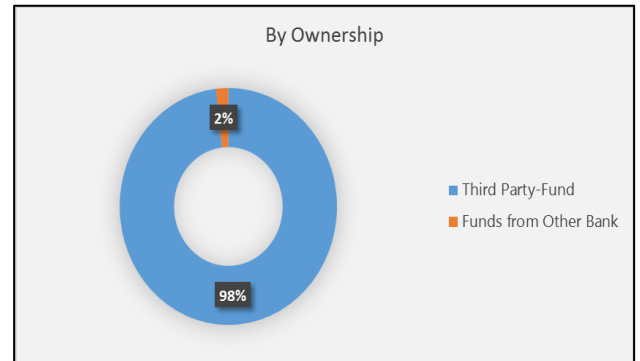
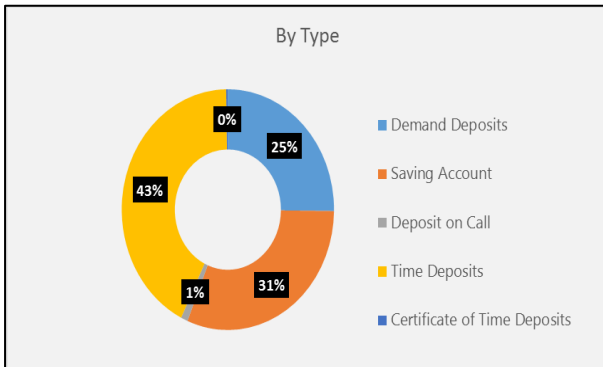
II. Nominal Simpanan Berdasarkan Tingkatan (≤ Rp100 juta)
Nominal Deposits by Tiers (≤ Rp100 million)

Year	Jan	Feb	Mar	Apr	Mei	Jun	Jul	Ags	Sep	Okt	Nov	Des
2020	-2.6%	-0.4%	0.0%	1.0%	3.7%	-1.1%	-0.3%	-	-	-	-	-
2019	-2.1%	-0.7%	-0.3%	0.5%	7.7%	-4.1%	0.7%	-0.8%	-0.1%	0.6%	1.0%	3.4%
2018	-2.6%	0.6%	-0.1%	0.9%	4.0%	-0.2%	0.8%	0.1%	-0.1%	0.2%	1.3%	3.6%
2017	-4.3%	0.0%	0.4%	-0.3%	0.6%	4.1%	-0.3%	0.5%	-0.3%	0.4%	2.4%	3.6%
2016	-2.9%	-0.1%	-0.5%	1.6%	-0.9%	7.3%	-3.5%	0.1%	0.0%	0.1%	2.1%	5.0%
2015	-3.0%	0.0%	-0.2%	1.8%	-1.0%	1.1%	3.2%	-1.5%	0.2%	1.6%	0.9%	4.8%

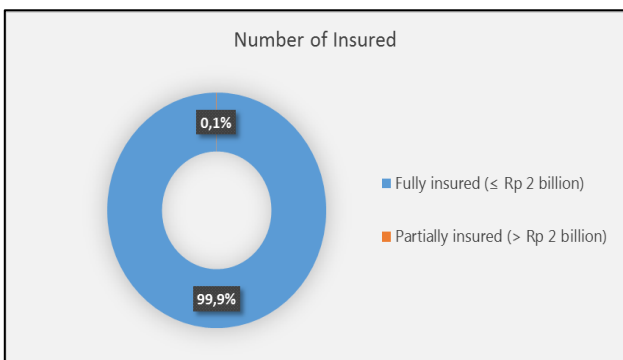
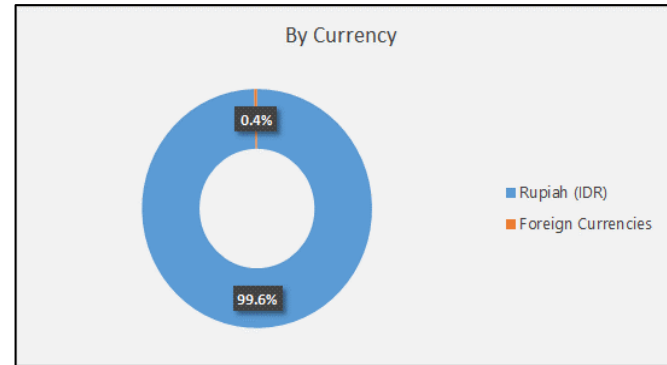
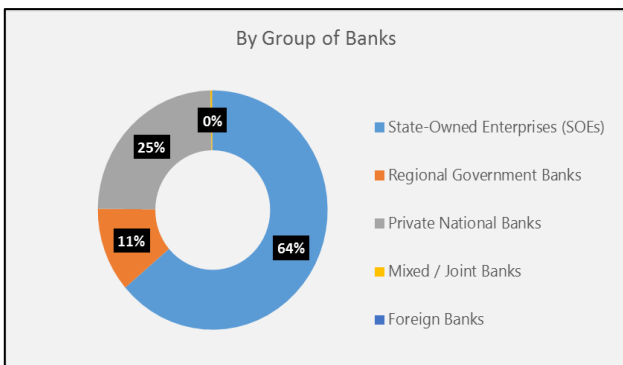
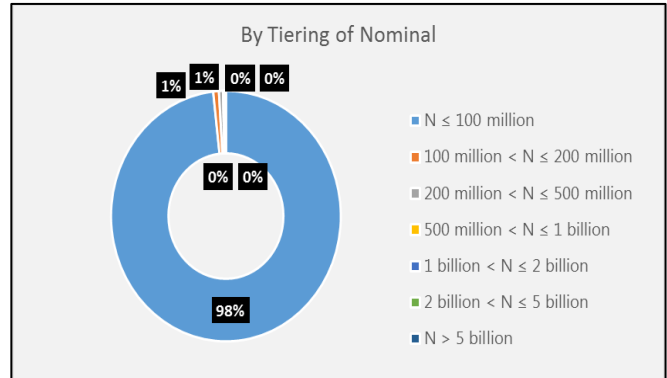
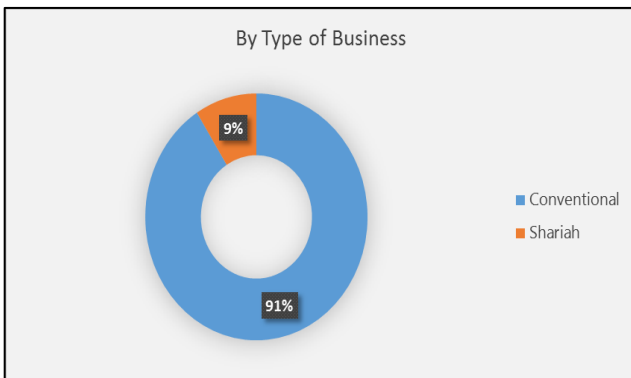
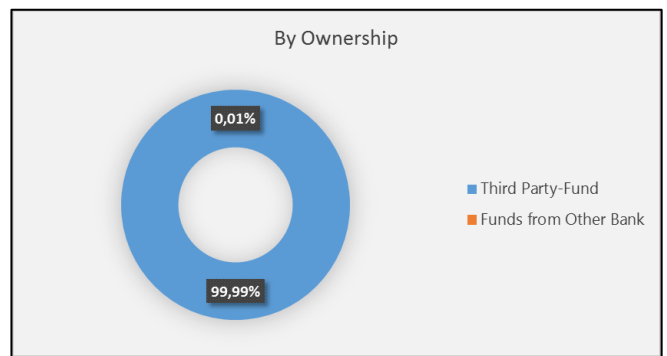
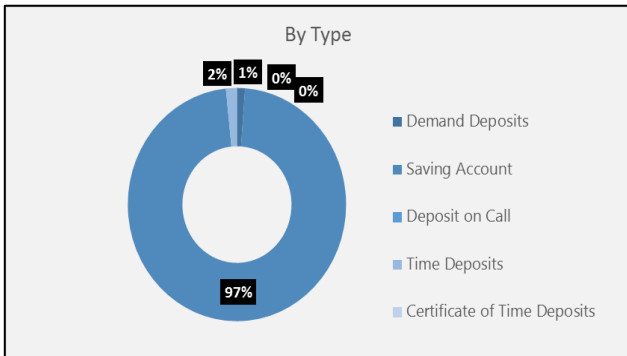
III. Nominal Simpanan Berdasarkan Tingkatan (> Rp5 miliar)
Nominal Deposits by Tiers (> Rp5 billion)

Year	Jan	Feb	Mar	Apr	Mei	Jun	Jul	Ags	Sep	Okt	Nov	Des
2020	0.4%	2.9%	5.7%	-3.8%	-0.3%	2.4%	1.0%	-	-	-	-	-
2019	-0.3%	1.7%	2.9%	-0.1%	-3.2%	4.6%	-0.5%	-0.1%	2.9%	0.2%	0.6%	-2.1%
2018	-0.2%	0.8%	2.1%	0.3%	-1.1%	1.1%	-1.3%	0.5%	3.1%	2.4%	0.3%	-2.7%
2017	2.6%	1.2%	3.9%	0.2%	3.0%	-1.4%	-0.8%	0.5%	2.9%	0.8%	-0.2%	-0.3%
2016	2.5%	2.5%	2.6%	-0.2%	0.9%	-0.7%	0.9%	0.2%	0.8%	2.4%	1.9%	-0.9%
2015	2.3%	2.9%	3.3%	0.5%	1.0%	3.1%	-1.7%	1.8%	3.4%	-3.8%	-1.3%	-4.9%

RINCIAN NOMINAL SIMPANAN NOMINAL BREAKDOWN (as of July 2020)



RINCIAN REKENING SIMPANAN ACCOUNT BREAKDOWN (as of July 2020)



SIMPANAN BERDASARKAN KEPEMILIKAN SIMPANAN, JENIS SIMPANAN DAN MATA UANG
DEPOSITS BY OWNERSHIP OF DEPOSITS, TYPE OF DEPOSITS AND CURRENCY

(as of July 2020)

Jenis Simpanan	Third Party-Fund		Funds from Other Bank		TOTAL		Type of Deposits
	Account	Nominal (Rp Trillion)	Account	Nominal (Rp Trillion)	Account	Nominal (Rp Trillion)	
Giro	3,744,210	1,563	10,321	47	3,754,531	1,609	Demand Deposits
Rupiah (IDR)	3,564,130	1,172	9,931	32	3,574,061	1,204	Rupiah (IDR)
Valuta Asing	180,080	391	390	14	180,470	405	Foreign Currencies
Tabungan	310,790,811	1,977	7,038	6	310,797,849	1,982	Saving Account
Rupiah (IDR)	309,879,883	1,830	7,032	5	309,886,915	1,836	Rupiah (IDR)
Valuta Asing	910,928	146	6	0	910,934	146	Foreign Currencies
Deposito on Call	4,504	48	218	19	4,722	66	Deposit on Call
Rupiah (IDR)	4,267	40	218	19	4,485	59	Rupiah (IDR)
Valuta Asing	237	7	-	-	237	7	Foreign Currencies
Deposito	5,134,799	2,699	6,582	15	5,141,381	2,714	Time Deposits
Rupiah (IDR)	4,978,312	2,356	6,569	12	4,984,881	2,369	Rupiah (IDR)
Valuta Asing	156,487	343	13	2	156,500	345	Foreign Currencies
Sertifikat Deposito	19	0	184	16	203	16	Certificate of Time Deposits
Rupiah (IDR)	19	0	184	16	203	16	Rupiah (IDR)
Valuta Asing	-	-	-	-	-	-	Foreign Currencies
TOTAL	319,674,343	6,286	24,343	102	319,698,686	6,388	TOTAL
Rupiah (IDR)	318,426,611	5,399	23,934	85	318,450,545	5,484	Rupiah (IDR)
Valuta Asing	1,247,732	887	409	17	1,248,141	904	Foreign Currencies

SIMPANAN BERDASARKAN KEPEMILIKAN SIMPANAN, TIERING NOMINAL DAN MATA UANG
DEPOSITS BY OWNERSHIP OF DEPOSITS, NOMINAL TIERING AND CURRENCY

(as of July 2020)

Jenis Simpanan	Third Party-Fund		Funds from Other Bank		TOTAL		Type of Deposits
	Account	Nominal (Rp Trillion)	Account	Nominal (Rp Trillion)	Account	Nominal (Rp Trillion)	
N ≤ 100 Jt	314,014,972	886	9,843	0	314,024,815	886	N ≤ 100 M
Rupiah (IDR)	313,080,400	871	9,757	0	313,090,157	872	Rupiah (IDR)
Valuta Asing	934,572	14	86	0	934,658	14	Foreign Currencies
100 Jt < N ≤ 200 Jt	2,565,580	360	2,085	0	2,567,665	360	100 M < N ≤ 200 M
Rupiah (IDR)	2,460,876	345	2,054	0	2,462,930	345	Rupiah (IDR)
Valuta Asing	104,704	15	31	0	104,735	15	Foreign Currencies
200 Jt < N ≤ 500 Jt	1,806,836	580	3,966	1	1,810,802	581	200 M < N ≤ 500 M
Rupiah (IDR)	1,705,994	548	3,929	1	1,709,923	549	Rupiah (IDR)
Valuta Asing	100,842	32	37	0	100,879	32	Foreign Currencies
500 Jt < N ≤ 1 M	693,431	501	3,076	3	696,507	504	500 M < N ≤ 1 B
Rupiah (IDR)	646,687	468	3,047	2	649,734	471	Rupiah (IDR)
Valuta Asing	46,744	33	29	0	46,773	33	Foreign Currencies
1 M < N ≤ 2 M	309,148	441	2,321	4	311,469	444	1 B < N ≤ 2 B
Rupiah (IDR)	282,024	403	2,291	4	284,315	406	Rupiah (IDR)
Valuta Asing	27,124	38	30	0	27,154	38	Foreign Currencies
2 M < N ≤ 5 M	180,674	564	1,580	5	182,254	569	2 B < N ≤ 5 B
Rupiah (IDR)	163,537	511	1,532	5	165,069	516	Rupiah (IDR)
Valuta Asing	17,137	53	48	0	17,185	53	Foreign Currencies
N > 5 M	103,702	2,954	1,472	89	105,174	3,043	N > 5 B
Rupiah (IDR)	87,093	2,253	1,324	72	88,417	2,325	Rupiah (IDR)
Valuta Asing	16,609	702	148	16	16,757	718	Foreign Currencies
TOTAL	319,674,343	6,286	24,343	102	319,698,686	6,388	TOTAL
Rupiah (IDR)	318,426,611	5,399	23,934	85	318,450,545	5,484	Rupiah (IDR)
Valuta Asing	1,247,732	887	409	17	1,248,141	904	Foreign Currencies

SIMPANAN BERDASARKAN KEPEMILIKAN SIMPANAN, JENIS SIMPANAN DAN MATA UANG
DEPOSITS BY OWNERSHIP OF DEPOSITS, NOMINAL OF DEPOSITS AND CURRENCY (as of July 2020)

Jenis Simpanan	Third Party-Fund		Funds from Other Bank		TOTAL		Type of Deposits
	Account	Nominal (Rp Trillion)	Account	Nominal (Rp Trillion)	Account	Nominal (Rp Trillion)	
N ≤ 2 M	319,389,967	2,767	21,291	8	319,411,258	2,775	N ≤ IDR 2 B
Rupiah (IDR)	318,175,981	2,635	21,078	8	318,197,059	2,643	Rupiah (IDR)
Valuta Asing	1,213,986	132	213	0	1,214,199	132	Foreign Currencies
N > 2 M	284,376	3,519	3,052	94	287,428	3,612	N > IDR 2 B
Rupiah (IDR)	250,630	2,764	2,856	77	253,486	2,841	Rupiah (IDR)
Valuta Asing	33,746	755	196	17	33,942	772	Foreign Currencies
TOTAL	319,674,343	6,286	24,343	102	319,698,686	6,388	TOTAL
Rupiah (IDR)	318,426,611	5,399	23,934	85	318,450,545	5,484	Rupiah (IDR)
Valuta Asing	1,247,732	887	409	17	1,248,141	904	Foreign Currencies

SIMPANAN BERDASARKAN KEPEMILIKAN SIMPANAN, JENIS SIMPANAN DAN MATA UANG
DEPOSITS BY OWNERSHIP OF DEPOSITS, INSURED DEPOSITS AND CURRENCY (as of July 2020)

Jenis Simpanan	Third Party-Fund		Funds from Other Bank		TOTAL		Type of Deposits
	Account	Nominal (Rp Trillion)	Account	Nominal (Rp Trillion)	Account	Nominal (Rp Trillion)	
N ≤ 2 M (Dijamin Seluruh)	319,389,967	2,767	21,291	8	319,411,258	2,775	N ≤ IDR 2 B (Fully insured)
Rupiah (IDR)	318,175,981	2,635	21,078	8	318,197,059	2,643	Rupiah (IDR)
Valuta Asing	1,213,986	132	213	0	1,214,199	132	Foreign Currencies
N > 2 M (Dijamin Sebagian)	284,376	569	3,052	6	287,428	575	N > IDR 2 B (Partially insured)
Rupiah (IDR)	250,630	501	2,856	6	253,486	507	Rupiah (IDR)
Valuta Asing	33,746	67	196	0	33,942	68	Foreign Currencies
TOTAL	319,674,343	3,336	24,343	14	319,698,686	3,350	TOTAL
Rupiah (IDR)	318,426,611	3,137	23,934	14	318,450,545	3,150	Rupiah (IDR)
Valuta Asing	1,247,732	199	409	0	1,248,141	200	Foreign Currencies

SIMPANAN BERDASARKAN PROVINSI

DEPOSITS BY PROVINCES

(as of July 2020)

No	Provinsi (Province)	Jumlah Rekening (Number of Account)*	Nominal* (Rp Trillion)
1	Aceh	1,741,958	20
2	Bali	643,061	22
3	Banten	184,849	5
4	Bengkulu	396,509	6
5	Daerah Istimewa Yogyakarta	867,626	11
6	Daerah Khusus Ibukota Jakarta	285,097,649	5,824
7	Jambi	336,941	9
8	Jawa Barat	5,826,336	101
9	Jawa Tengah	3,008,732	59
10	Jawa Timur	5,673,162	76
11	Kalimantan Barat	1,808,203	15
12	Kalimantan Selatan	409,255	12
13	Kalimantan Tengah	354,579	8
14	Kalimantan Timur	966,934	22
15	Lampung	540,534	7
16	Maluku	334,703	6
17	Nusa Tenggara Barat	908,854	8
18	Nusa Tenggara Timur	1,434,184	13
19	Papua	1,482,752	22
20	Riau	870,887	21
21	Sulawesi Selatan	716,359	18
22	Sulawesi Tengah	396,879	5
23	Sulawesi Tenggara	477,153	8
24	Sulawesi Utara	464,929	13
25	Sumatera Barat	1,908,881	20
26	Sumatera Selatan	1,190,142	21
27	Sumatera Utara	1,656,635	37
	TOTAL	319,698,686	6,388

*) Based on head office in provinces.