



# DISTRIBUSI SIMPANAN BANK UMUM

## DEPOSITS DISTRIBUTION OF COMMERCIAL BANK

August 2020  
8M-20

Indonesia Deposit Insurance Corporation  
Insurance Premium Settlement Group



**2020 Indonesia Deposit Insurance Corporation. All rights reserved.**

The facts and opinions stated or expressed in this publication are for information purposes only and are not necessarily and must not be relied upon as being those of the publisher or of the institutions for which the contributing authors work. Although every care has been taken to ensure the accuracy of the information contained within the publication, it should not be by any person relied upon as the basis for taking any action or making any decision. The Indonesia Deposit Insurance Corporation cannot be held liable or otherwise responsible in anyway for any advice, action taken or decision made on the basis of the facts and opinions stated or expressed or stated within this publication.

## DAFTAR ISI

### TABLE OF CONTENT

Informasi Umum	3	General Information	3
Ringkasan Pertumbuhan Simpanan	4	Deposit Growth Highlights	4
Ringkasan Distribusi Nominal Simpanan	5	Deposits Distribution Highlights (Nominal)	5
Ringkasan Distribusi Rekening Simpanan	6	Deposit Accounts Distribution Highlights	6
Peta Musiman Nominal Simpanan	7	Deposits Seasonality Heatmap	7
Grafik <i>Pie</i> Nominal Simpanan	8	Deposits Pie Chart (Nominal)	9
Grafik <i>Pie</i> Rekening Simpanan	9	Deposit Account Pie Chart	10
Simpanan Berdasarkan Kepemilikan Simpanan, Jenis Simpanan dan Valuta	10	Deposits by Ownership of Deposits, Type of Deposits and Currency	10
Simpanan Berdasarkan Kepemilikan Simpanan, Tiering Nominal dan Valuta	11	Deposits by Ownership of Deposits, Nominal Tiering and Currency	11
Simpanan Berdasarkan Kepemilikan Simpanan, Besaran Nilai Simpanan dan Valuta	12	Deposits by Ownership of Deposits, Nominal of Deposits and Currency	12
Simpanan Berdasarkan Kepemilikan Simpanan, Simpanan yang Dijamin dan Valuta	12	Deposits by Ownership of Deposits, Insured Deposits and Currency	12
Simpanan Berdasarkan Provinsi	13	Deposits by Province	13

## Informasi Umum

## General Information

### Sumber Data

Data bersumber dari Laporan Posisi Simpanan yang disampaikan oleh 110 bank umum kepada Lembaga Penjamin Simpanan, yang terdiri dari 96 Bank Umum Konvensional dan 14 Bank Umum Syariah.

### Source of Data

The data are based on The Deposits Position Report which submitted by 110 commercial banks to Indonesia Deposit Insurance Corporation, comprised of 96 conventional banks and 14 shariah banks.

### Definisi

- 1) Simpanan meliputi dana pihak ketiga dan simpanan dari bank lain.
- 2) Simpanan Yang Dijamin meliputi:
  - a) Seluruh simpanan dengan nominal sampai dengan Rp2 miliar.
  - b) Dijamin sebagian (Rp2 miliar) dari seluruh simpanan dengan nominal di atas Rp2 miliar.
- 3) Besaran Nilai Simpanan yang Dijamin adalah Rp2 miliar per nasabah per bank, sebagaimana diatur dalam Peraturan Pemerintah No. 66 Tahun 2008.
- 4) Simpanan yang disajikan tidak termasuk simpanan luar negeri dan pinjaman bersaldo kredit.

### Definition

- 1) The deposits comprised of third party-fund and funds from other bank.
- 2) Insured deposits consist of:
  - a) Fully insured deposits with nominal under Rp 2 billion.
  - b) Partially insured deposits with nominal above Rp 2 billion.
- 3) The maximum amount of deposit insured is Rp 2 billion per depositor per bank as stipulated under Government Regulation Number 66 Year 2008.
- 4) The deposits presented does not include overseas deposits and credit loan balance.

Kotak Masukan dan Saran:



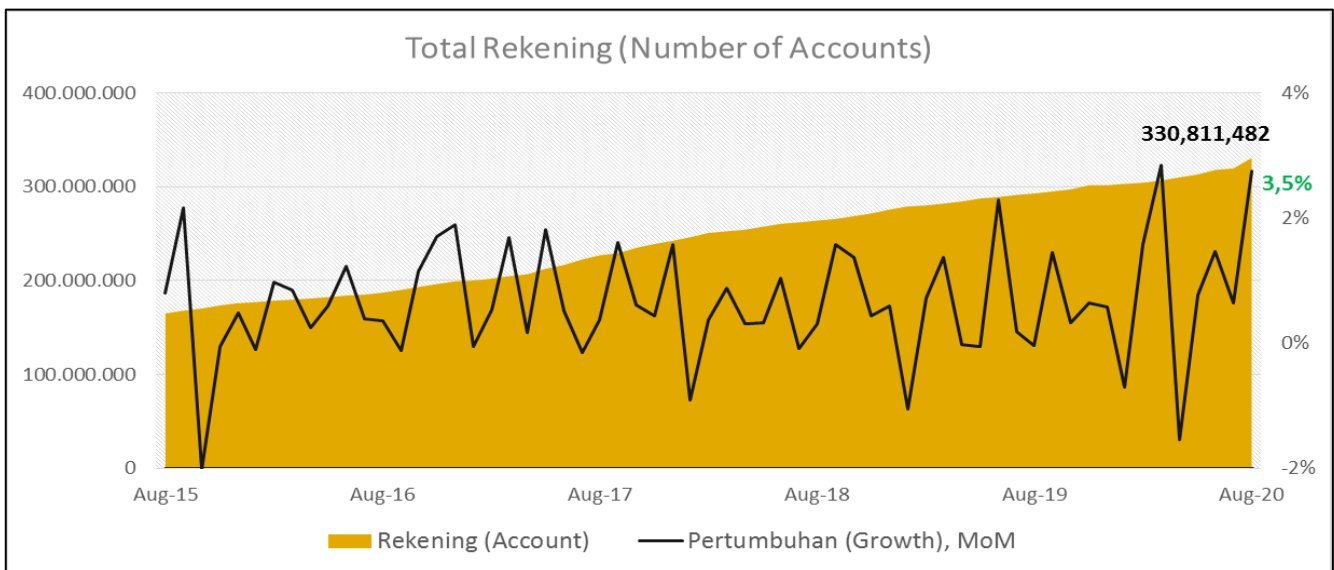
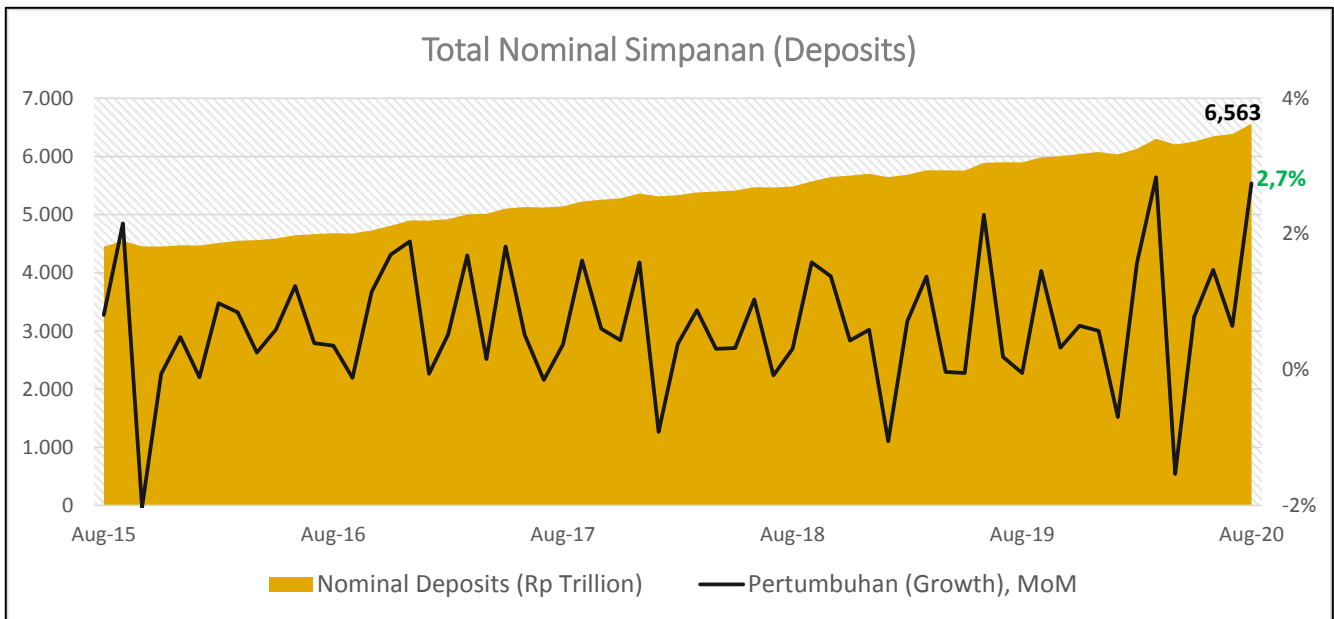
[informasi@lps.go.id](mailto:informasi@lps.go.id)

Feedback and Suggestion Box:



[informasi@lps.go.id](mailto:informasi@lps.go.id)

## RINGKASAN PERTUMBUHAN SIMPANAN DEPOSITS GROWTH HIGHLIGHT



Tahun Year	Nominal (Rp Trillion)	Pertumbuhan Growth (YoY)	Rekening Accounts	Pertumbuhan Growth (YoY)
2020*	6.563	8,0%	330.811.482	9,6%
2019	6.077	6,5%	301.697.955	9,4%
2018	5.704	6,4%	275.764.037	13,8%
2017	5.363	9,5%	242.396.164	21,6%
2016	4.900	9,5%	199.301.222	13,2%
2015	4.474	7,3%	175.994.476	9,4%

\*Year to Date (Ytd) as of 31 August 2020

## RINGKASAN DISTRIBUSI NOMINAL SIMPANAN NOMINAL DEPOSITS DISTRIBUTION HIGHLIGHTS

### I. NOMINAL SIMPANAN

### Nominal Deposits

No	Distribusi Simpanan	August-20 (Rp Trillion)	%	Perubahan (Change) (%)						Deposits Distribution						
				1M	3M	6M	YTD	1Y	3Y							
<b>A. Simpanan</b>										<b>A. Deposits</b>						
1	Nominal	6.563	100,0	▲	2,7	▲	4,9	▲	7,1	▲	8,0	▲	11,3	▲	27,6	Nominal
<b>B. Jenis Simpanan</b>										<b>B. Type of Deposits</b>						
2	Giro	1.713	26,1	▲	6,5	▲	8,9	▲	14,9	▲	14,7	▲	23,5	▲	44,7	Demand Deposits
3	Tabungan	2.016	30,7	▲	1,7	▲	2,0	▲	6,4	▲	3,2	▲	10,2	▲	30,3	Saving Account
4	Deposit on Call	61	0,9	▼	(8,0)	▼	(20,9)	▼	(21,6)	▼	(14,8)	▼	(28,3)	▼	(20,6)	Deposit on Call
5	Deposito	2.758	42,0	▲	1,6	▲	5,5	▲	4,2	▲	8,5	▲	6,8	▲	19,0	Time Deposits
6	Sertifikat Deposito	15	0,2	▼	(9,4)	▲	0,6	▼	(16,8)	▼	(20,0)	▼	(3,3)	▼	(13,3)	Certificate of Time Deposits
<b>C. Kepemilikan Simpanan</b>										<b>C. Ownership of Deposits</b>						
7	DPK	6.465	98,5	▲	2,8	▲	5,0	▲	7,4	▲	8,1	▲	11,5	▲	28,3	Third Party-Fund
8	Simpanan dari Bank Lain	98	1,5	▼	(3,5)	▲	0,3	▼	(11,1)	▲	2,7	▼	(0,7)	▼	(3,5)	Funds from Other Bank
<b>D. Jenis Usaha</b>										<b>D. Type of Business</b>						
9	Konvensional	6.266	95,5	▲	2,8	▲	5,0	▲	7,4	▲	8,3	▲	11,2	▲	27,7	Conventional
10	Syariah	297	4,5	▲	2,2	▲	3,7	▲	1,5	▲	2,1	▲	11,9	▲	25,6	Shariah
<b>E. Tiering Nominal</b>										<b>E. Tiering of Nominal</b>						
11	N ≤ 100 juta	895	13,6	▲	1,0	▼	(0,4)	▲	4,4	▲	1,3	▲	6,3	▲	23,3	N ≤ 100 million
12	100 juta < N ≤ 200 juta	362	5,5	▲	0,4	▲	0,8	▲	4,3	▲	2,8	▲	7,0	▲	27,5	100 million < N ≤ 200 million
13	200 juta < N ≤ 500 juta	584	8,9	▲	0,5	▲	2,2	▲	5,6	▲	4,8	▲	9,5	▲	32,7	200 million < N ≤ 500 million
14	500 juta < N ≤ 1 miliar	509	7,8	▲	1,1	▲	2,9	▲	5,0	▲	3,9	▲	10,1	▲	27,4	500 million < N ≤ 1 billion
15	1 miliar < N ≤ 2 miliar	449	6,8	▲	1,0	▲	4,0	▲	5,9	▲	6,2	▲	9,6	▲	23,0	1 billion < N ≤ 2 billion
16	2 miliar < N ≤ 5 miliar	578	8,8	▲	1,5	▲	3,3	▲	2,7	▲	2,5	▲	5,7	▲	17,1	2 billion < N ≤ 5 billion
17	N > 5 miliar	3.186	48,5	▲	4,7	▲	8,4	▲	9,8	▲	13,5	▲	15,2	▲	30,9	N > 5 billion
<b>F. Kepemilikan Bank</b>										<b>F. Group of Banks</b>						
18	BUMN	2.824	43,0	▲	2,4	▲	7,0	▲	9,6	▲	8,8	▲	15,3	▲	39,4	State-Owned Enterprises (SOEs)
19	BPD	629	9,6	▲	10,1	▲	13,5	▲	14,9	▲	16,9	▲	12,6	▲	27,5	Regional Government Banks
20	Swasta Nasional	2.708	41,3	▲	1,2	▲	1,9	▲	3,2	▲	5,5	▲	7,1	▲	19,3	Private National Banks
21	Campuran	184	2,8	▲	5,4	▼	(2,6)	▲	2,6	▲	2,2	▲	3,9	▲	0,8	Mixed / Joint Banks
22	Asing	219	3,3	▲	4,2	▲	0,6	▲	8,3	▲	10,7	▲	17,7	▲	28,0	Foreign Banks
<b>G. Valuta Simpanan</b>										<b>G. Currency</b>						
23	Rupiah (IDR)	5.633	85,8	▲	2,7	▲	5,0	▲	6,8	▲	7,4	▲	10,8	▲	27,4	Rupiah (IDR)
24	Valas	930	14,2	▲	2,9	▲	4,3	▲	9,0	▲	12,1	▲	14,3	▲	28,9	Foreign Currencies
<b>H. BUKU Bank</b>										<b>H. Deposits by BUKU</b>						
25	BUKU I	53	0,8	▲	8,5	▲	7,0	▲	1,1	▲	0,1	▼	(6,1)	▲	0,2	BUKU I
26	BUKU II	840	12,8	▲	6,3	▲	8,2	▲	9,3	▲	10,3	▲	11,5	▲	26,6	BUKU II
27	BUKU III	1.846	28,1	▲	2,6	▲	3,0	▲	2,7	▲	5,1	▲	5,3	▲	18,1	BUKU III
28	BUKU IV	3.824	58,3	▲	2,0	▲	5,2	▲	8,9	▲	9,0	▲	14,7	▲	33,6	BUKU IV
<b>I. Cakupan Penjaminan (Rp 2 m)</b>										<b>I. Insurance Coverage (Rp 2 b)</b>						
29	Dijamin penuh (≤ Rp 2 miliar)	2.799	42,6	▲	0,9	▲	1,6	▲	5,0	▲	3,5	▲	8,3	▲	26,4	Fully insured (≤ Rp 2 billion)
30	Dijamin sebagian* (> Rp 2 miliar)	584	8,9	▲	1,6	▲	3,4	▲	3,1	▲	3,1	▲	6,6	▲	18,7	Partially insured* (> Rp 2 billion)
31	Tidak dijamin (> Rp 2 miliar)	3.180	48,4	▲	4,7	▲	8,3	▲	9,8	▲	13,4	▲	15,0	▲	30,5	Not insured (> Rp 2 billion)

\*Hanya dijamin sebagian maksimal Rp2 Miliar

\*Partially insured only max Rp2 billion

## RINGKASAN DISTRIBUSI REKENING SIMPANAN DEPOSITS ACCOUNT DISTRIBUTION HIGHLIGHTS

II. REKENING		NUMBER OF ACCOUNT														
		Deposits Distribution														
No	Distribusi Simpanan	August-20	%	Perubahan (Change) (%)						Deposits Distribution						
				1M	3M	6M	YTD	1Y	3Y							
<b>A. Deposits</b>											<b>A. Deposits</b>					
1	Jumlah Rekening	330.811.482	100,0	▲	3,5	▲	5,6	▲	8,7	▲	9,6	▲	12,9	▲	45,7	Accounts
<b>B. Jenis Simpanan</b>											<b>B. Type of Deposits</b>					
2	Giro	3.847.392	1,2	▲	2,5	▲	3,1	▲	4,1	▲	6,2	▲	4,4	▲	28,0	Demand Deposits
3	Tabungan	321.810.558	97,3	▲	3,5	▲	5,7	▲	8,8	▲	9,7	▲	13,1	▲	46,2	Saving Account
4	Deposit on Call	4.261	0,0	▼	(9,8)	▼	(17,3)	▼	(22,3)	▼	(35,8)	▼	(23,4)	▼	(4,7)	Deposit on Call
5	Deposito	5.149.086	1,6	▲	0,1	▲	1,5	▲	4,4	▲	6,5	▲	8,0	▲	29,9	Time Deposits
6	Sertifikat Deposito	185	0,0	▼	(8,9)	▼	(14,7)	▼	(38,5)	▼	(45,3)	▼	(32,7)	▼	(35,3)	Certificate of Time Deposits
<b>C. Kepemilikan Simpanan</b>											<b>C. Ownership of Deposits</b>					
7	DPK	330.786.857	100,0	▲	3,5	▲	5,6	▲	8,7	▲	9,7	▲	12,9	▲	45,7	Third Party-Fund
8	Simpanan dari Bank Lain	24.625	0,0	▲	1,2	▲	2,6	▼	(5,7)	▼	(4,5)	▼	(1,3)	▼	(6,4)	Funds from Other Bank
<b>D. Jenis Usaha</b>											<b>D. Type of Business</b>					
9	Konvensional	301.536.093	91,2	▲	3,6	▲	5,8	▲	8,9	▲	9,7	▲	13,0	▲	46,4	Conventional
10	Syariah	29.275.389	8,8	▲	1,8	▲	4,4	▲	6,9	▲	9,1	▲	11,7	▲	38,4	Shariah
<b>E. Tiering Nominal</b>											<b>E. Tiering of Nominal</b>					
11	N ≤ 100 juta	325.100.589	98,3	▲	3,5	▲	5,7	▲	8,8	▲	9,8	▲	13,0	▲	46,0	N ≤ 100 million
12	100 juta < N ≤ 200 juta	2.579.239	0,8	▲	0,5	▲	0,7	▲	4,3	▲	2,7	▲	7,0	▲	27,7	100 million < N ≤ 200 million
13	200 juta < N ≤ 500 juta	1.820.178	0,6	▲	0,5	▲	2,1	▲	5,5	▲	4,5	▲	9,5	▲	33,6	200 million < N ≤ 500 million
14	500 juta < N ≤ 1 miliar	704.387	0,2	▲	1,1	▲	2,7	▲	4,9	▲	3,9	▲	10,3	▲	29,1	500 million < N ≤ 1 billion
15	1 miliar < N ≤ 2 miliar	314.958	0,1	▲	1,1	▲	4,0	▲	5,7	▲	6,1	▲	9,6	▲	23,3	1 billion < N ≤ 2 billion
16	2 miliar < N ≤ 5 miliar	185.111	0,1	▲	1,6	▲	3,3	▲	2,9	▲	2,6	▲	6,1	▲	17,3	2 billion < N ≤ 5 billion
17	N > 5 miliar	107.020	0,0	▲	1,8	▲	3,6	▲	3,5	▲	4,0	▲	7,3	▲	21,2	N > 5 billion
<b>F. Kepemilikan Bank</b>											<b>F. Group of Banks</b>					
18	BUMN	214.340.702	64,8	▲	5,1	▲	7,7	▲	11,7	▲	12,4	▲	15,7	▲	54,1	State-Owned Enterprises (SOEs)
19	BPD	36.208.567	10,9	▼	(0,6)	▲	1,1	▲	3,1	▲	3,8	▲	5,7	▲	23,3	Regional Government Banks
20	Swasta Nasional	79.164.189	23,9	▲	1,1	▲	2,5	▲	3,8	▲	5,6	▲	9,4	▲	37,1	Private National Banks
21	Campuran	869.369	0,3	▲	2,2	▼	(0,9)	▲	0,8	▲	1,4	▲	3,6	▲	42,8	Mixed / Joint Banks
22	Asing	228.655	0,1	▲	0,1	▼	(0,3)	▲	0,2	▲	0,3	▲	3,3	▼	(7,2)	Foreign Banks
<b>G. Valuta Simpanan</b>											<b>G. Currency</b>					
23	Rupiah (IDR)	329.559.503	99,6	▲	3,5	▲	5,7	▲	8,7	▲	9,7	▲	12,9	▲	45,8	Rupiah (IDR)
24	Valas	1.251.979	0,4	▲	0,3	▲	2,0	▲	3,1	▼	(6,0)	▲	9,2	▲	20,8	Foreign Currencies
<b>H. BUKU Bank</b>											<b>H. Deposits by BUKU</b>					
25	BUKU I	2.727.044	0,8	▼	(0,2)	▲	1,9	▲	5,3	▲	6,2	▲	9,5	▲	10,2	BUKU I
26	BUKU II	29.711.450	9,0	▲	1,2	▲	3,4	▲	4,3	▲	5,5	▲	7,9	▲	27,0	BUKU II
27	BUKU III	64.162.835	19,4	▲	0,5	▲	2,0	▲	4,2	▲	5,9	▲	9,2	▲	40,6	BUKU III
28	BUKU IV	234.210.153	70,8	▲	4,7	▲	7,1	▲	10,7	▲	11,3	▲	14,7	▲	50,5	BUKU IV
<b>I. Cakupan Penjaminan (Rp 2 m)</b>											<b>I. Insurance Coverage (Rp 2 b)</b>					
29	Dijamin penuh (≤ Rp 2 miliar)	330.519.351	99,9	▲	3,5	▲	5,6	▲	8,7	▲	9,7	▲	12,9	▲	45,7	Fully insured (≤ Rp 2 billion)
30	Dijamin sebagian* (> Rp 2 miliar)	292.131	0,1	▲	1,6	▲	3,4	▲	3,1	▲	3,1	▲	6,6	▲	18,7	Partially insured* (> Rp 2 billion)

\*Hanya dijamin maksimal Rp2 Miliar

\*Only insured max Rp2 billion

**PETA MUSIMAN NOMINAL SIMPANAN (BULANAN)  
DEPOSITS SEASONALITY HEATMAP (MoM)**

**SEASONALITY HEATMAP (MoM)**

**I. Nominal Simpanan  
Nominal Deposits**

Year	Jan	Feb	Mar	Apr	Mei	Jun	Jul	Ags	Sep	Okt	Nov	Des
2020	-0,7%	1,6%	2,8%	-1,5%	0,8%	1,5%	0,6%	2,7%	-	-	-	-
2019	-1,1%	0,7%	1,4%	0,0%	0,0%	2,3%	0,2%	0,0%	1,6%	0,3%	0,6%	0,6%
2018	-0,9%	0,4%	0,9%	0,3%	0,3%	1,0%	-0,1%	0,3%	1,6%	1,4%	0,4%	0,6%
2017	-0,1%	0,5%	1,7%	0,2%	1,8%	0,5%	-0,2%	0,4%	1,6%	0,6%	0,4%	1,6%
2016	-0,1%	1,0%	0,8%	0,3%	0,6%	1,2%	0,4%	0,4%	-0,1%	1,1%	1,7%	1,9%
2015	0,0%	1,3%	1,3%	0,6%	0,5%	1,9%	0,1%	0,8%	2,2%	-2,0%	-0,1%	0,5%

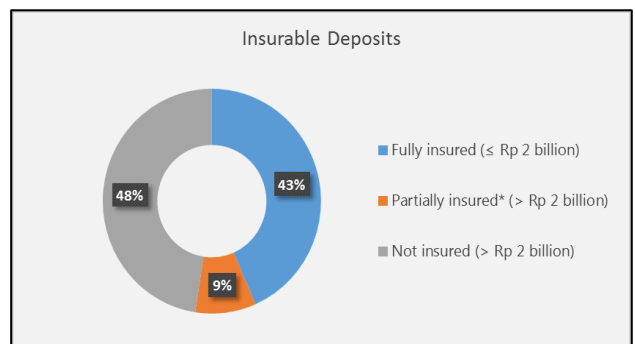
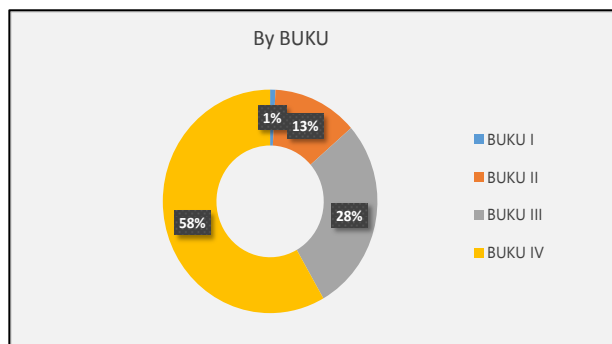
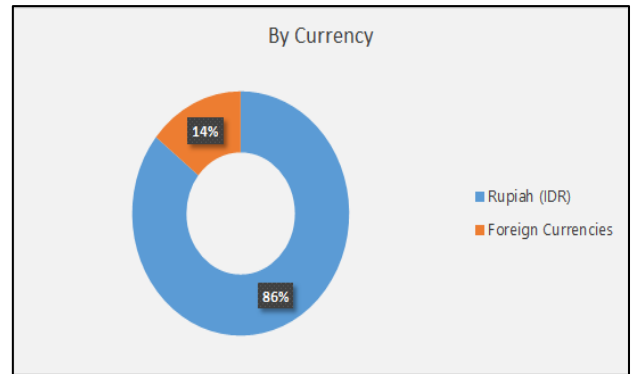
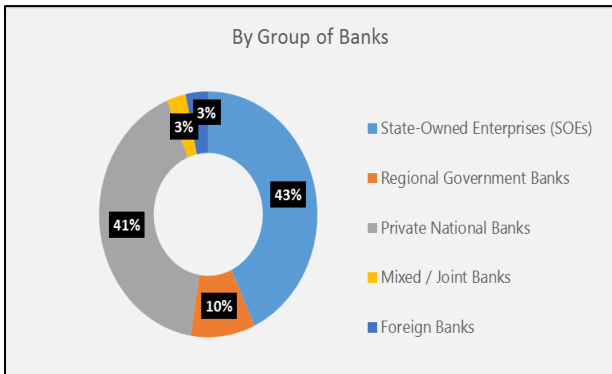
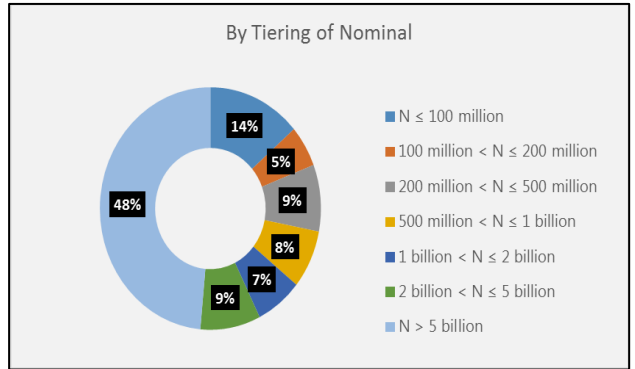
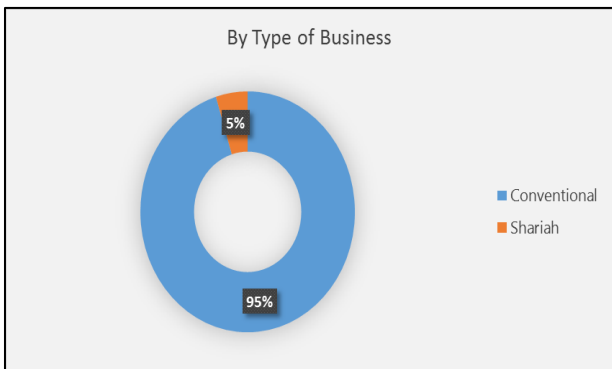
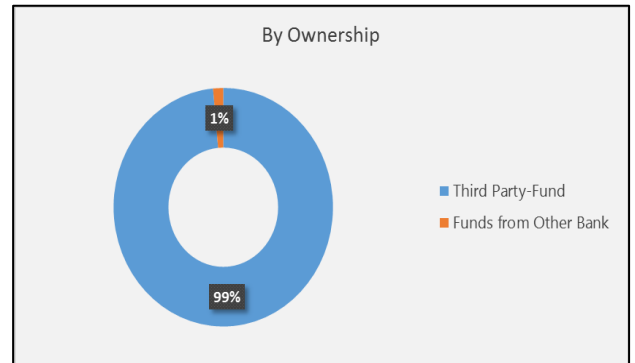
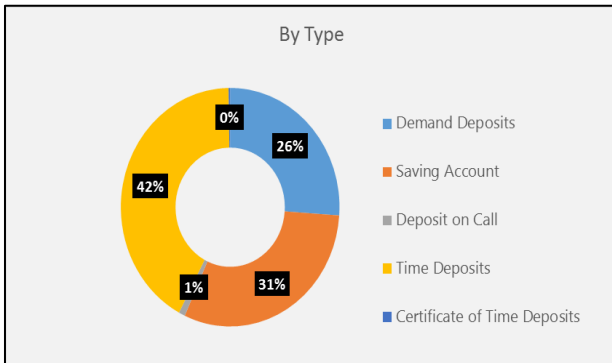
**II. Nominal Simpanan Berdasarkan Tingkatan (≤ Rp100 juta)  
Nominal Deposits by Tiers (≤ Rp100 million)**

Year	Jan	Feb	Mar	Apr	Mei	Jun	Jul	Ags	Sep	Okt	Nov	Des
2020	-2,6%	-0,4%	0,0%	1,0%	3,7%	-1,1%	-0,3%	1,0%	-	-	-	-
2019	-2,1%	-0,7%	-0,3%	0,5%	7,7%	-4,1%	0,7%	-0,8%	-0,1%	0,6%	1,0%	3,4%
2018	-2,6%	0,6%	-0,1%	0,9%	4,0%	-0,2%	0,8%	0,1%	-0,1%	0,2%	1,3%	3,6%
2017	-4,3%	0,0%	0,4%	-0,3%	0,6%	4,1%	-0,3%	0,5%	-0,3%	0,4%	2,4%	3,6%
2016	-2,9%	-0,1%	-0,5%	1,6%	-0,9%	7,3%	-3,5%	0,1%	0,0%	0,1%	2,1%	5,0%
2015	-3,0%	0,0%	-0,2%	1,8%	-1,0%	1,1%	3,2%	-1,5%	0,2%	1,6%	0,9%	4,8%

**III. Nominal Simpanan Berdasarkan Tingkatan (> Rp5 miliar)  
Nominal Deposits by Tiers (> Rp5 billion)**

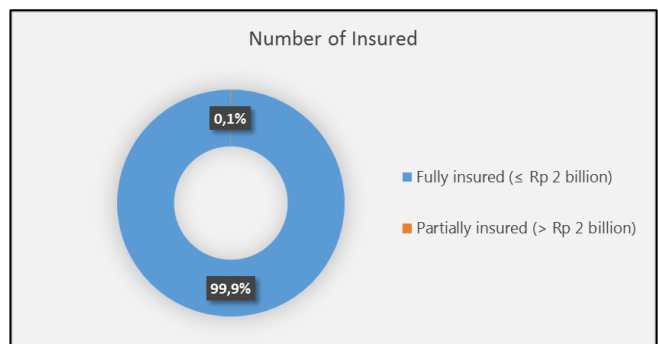
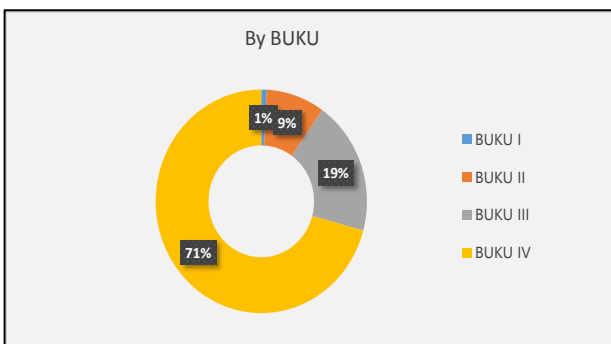
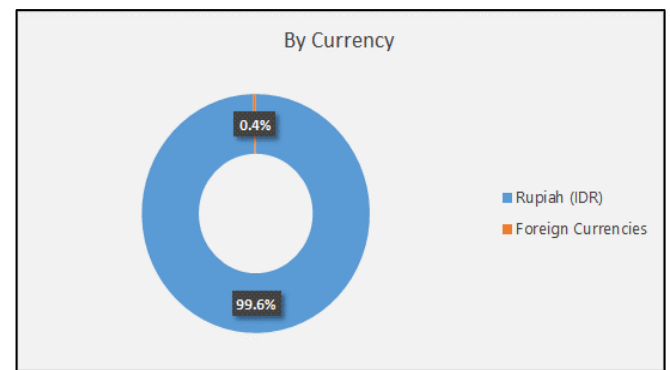
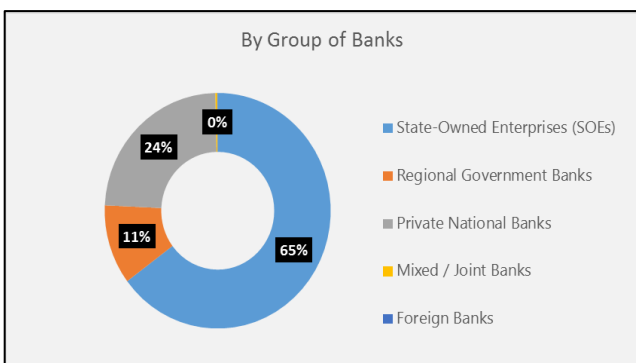
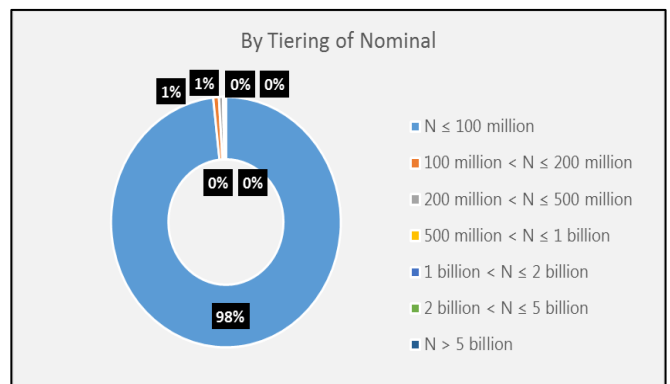
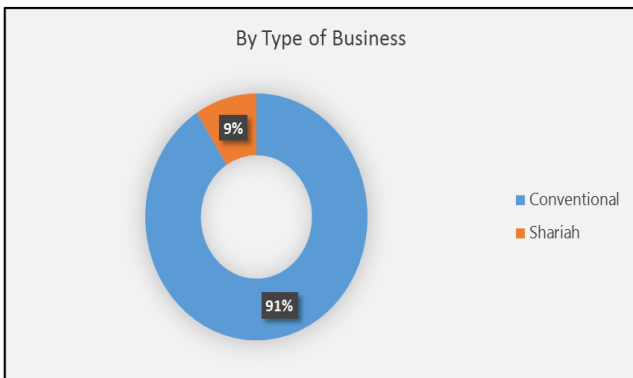
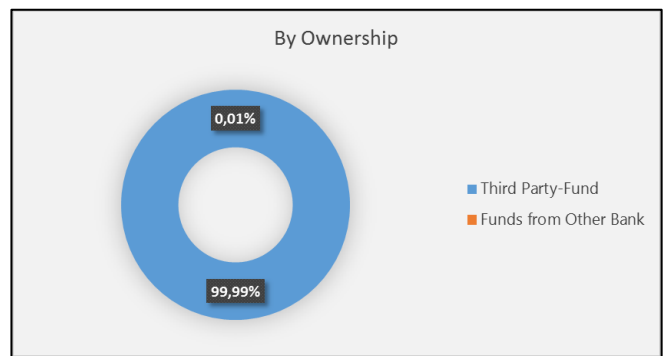
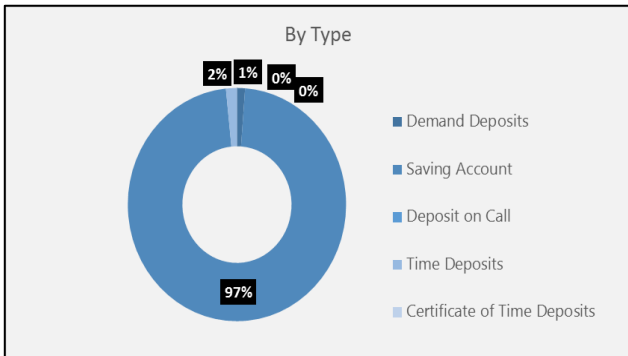
Year	Jan	Feb	Mar	Apr	Mei	Jun	Jul	Ags	Sep	Okt	Nov	Des
2020	0,4%	2,9%	5,7%	-3,8%	-0,3%	2,4%	1,0%	4,7%	-	-	-	-
2019	-0,3%	1,7%	2,9%	-0,1%	-3,2%	4,6%	-0,5%	-0,1%	2,9%	0,2%	0,6%	-2,1%
2018	-0,2%	0,8%	2,1%	0,3%	-1,1%	1,1%	-1,3%	0,5%	3,1%	2,4%	0,3%	-2,7%
2017	2,6%	1,2%	3,9%	0,2%	3,0%	-1,4%	-0,8%	0,5%	2,9%	0,8%	-0,2%	-0,3%
2016	2,5%	2,5%	2,6%	-0,2%	0,9%	-0,7%	0,9%	0,2%	0,8%	2,4%	1,9%	-0,9%
2015	2,3%	2,9%	3,3%	0,5%	1,0%	3,1%	-1,7%	1,8%	3,4%	-3,8%	-1,3%	-4,9%

## RINCIAN NOMINAL SIMPANAN NOMINAL BREAKDOWN (as of August 2020)





## RINCIAN REKENING SIMPANAN ACCOUNT BREAKDOWN (as of August 2020)



**SIMPANAN BERDASARKAN KEPEMILIKAN SIMPANAN, JENIS SIMPANAN DAN MATA UANG**  
**DEPOSITS BY OWNERSHIP OF DEPOSITS, TYPE OF DEPOSITS AND CURRENCY**

(as of August 2020)

Jenis Simpanan	Third Party-Fund		Funds from Other Bank		TOTAL		Type of Deposits
	Account	Nominal (Rp Trillion)	Account	Nominal (Rp Trillion)	Account	Nominal (Rp Trillion)	
<b>Giro</b>	<b>3.837.040</b>	<b>1.667</b>	<b>10.352</b>	<b>46</b>	<b>3.847.392</b>	<b>1.713</b>	<b>Demand Deposits</b>
Rupiah (IDR)	3.656.888	1.262	9.958	33	3.666.846	1.295	Rupiah (IDR)
Valuta Asing	180.152	405	394	14	180.546	418	Foreign Currencies
<b>Tabungan</b>	<b>321.803.538</b>	<b>2.010</b>	<b>7.020</b>	<b>6</b>	<b>321.810.558</b>	<b>2.016</b>	<b>Saving Account</b>
Rupiah (IDR)	320.887.475	1.857	7.014	5	320.894.489	1.862	Rupiah (IDR)
Valuta Asing	916.063	154	6	0	916.069	154	Foreign Currencies
<b>Deposito on Call</b>	<b>4.071</b>	<b>46</b>	<b>190</b>	<b>15</b>	<b>4.261</b>	<b>61</b>	<b>Deposit on Call</b>
Rupiah (IDR)	3.853	39	190	15	4.043	54	Rupiah (IDR)
Valuta Asing	218	7	-	-	218	7	Foreign Currencies
<b>Deposito</b>	<b>5.142.192</b>	<b>2.742</b>	<b>6.894</b>	<b>16</b>	<b>5.149.086</b>	<b>2.758</b>	<b>Time Deposits</b>
Rupiah (IDR)	4.987.058	2.395	6.882	12	4.993.940	2.407	Rupiah (IDR)
Valuta Asing	155.134	347	12	4	155.146	351	Foreign Currencies
<b>Sertifikat Deposito</b>	<b>16</b>	<b>0</b>	<b>169</b>	<b>15</b>	<b>185</b>	<b>15</b>	<b>Certificate of Time Deposits</b>
Rupiah (IDR)	16	0	169	15	185	15	Rupiah (IDR)
Valuta Asing	-	-	-	-	-	-	Foreign Currencies
<b>TOTAL</b>	<b>330.786.857</b>	<b>6.465</b>	<b>24.625</b>	<b>98</b>	<b>330.811.482</b>	<b>6.563</b>	<b>TOTAL</b>
Rupiah (IDR)	329.535.290	5.552	24.213	81	329.559.503	5.633	Rupiah (IDR)
Valuta Asing	1.251.567	913	412	17	1.251.979	930	Foreign Currencies

**SIMPANAN BERDASARKAN KEPEMILIKAN SIMPANAN, TIERING NOMINAL DAN MATA UANG**  
**DEPOSITS BY OWNERSHIP OF DEPOSITS, NOMINAL TIERING AND CURRENCY**

(as of August 2020)

Jenis Simpanan	Third Party-Fund		Funds from Other Bank		TOTAL		Type of Deposits
	Account	Nominal (Rp Trillion)	Account	Nominal (Rp Trillion)	Account	Nominal (Rp Trillion)	
<b>N ≤ 100 Jt</b>	<b>325.090.788</b>	<b>894</b>	<b>9.801</b>	<b>0</b>	<b>325.100.589</b>	<b>895</b>	<b>N ≤ 100 M</b>
Rupiah (IDR)	324.153.542	880	9.709	0	324.163.251	880	Rupiah (IDR)
Valuta Asing	937.246	14	92	0	937.338	14	Foreign Currencies
<b>100 Jt &lt; N ≤ 200 Jt</b>	<b>2.577.215</b>	<b>362</b>	<b>2.024</b>	<b>0</b>	<b>2.579.239</b>	<b>362</b>	<b>100 M &lt; N ≤ 200 M</b>
Rupiah (IDR)	2.472.825	347	1.993	0	2.474.818	347	Rupiah (IDR)
Valuta Asing	104.390	15	31	0	104.421	15	Foreign Currencies
<b>200 Jt &lt; N ≤ 500 Jt</b>	<b>1.816.098</b>	<b>583</b>	<b>4.080</b>	<b>1</b>	<b>1.820.178</b>	<b>584</b>	<b>200 M &lt; N ≤ 500 M</b>
Rupiah (IDR)	1.715.562	551	4.052	1	1.719.614	552	Rupiah (IDR)
Valuta Asing	100.536	32	28	0	100.564	32	Foreign Currencies
<b>500 Jt &lt; N ≤ 1 M</b>	<b>701.185</b>	<b>507</b>	<b>3.202</b>	<b>3</b>	<b>704.387</b>	<b>509</b>	<b>500 M &lt; N ≤ 1 B</b>
Rupiah (IDR)	653.889	474	3.167	3	657.056	476	Rupiah (IDR)
Valuta Asing	47.296	33	35	0	47.331	33	Foreign Currencies
<b>1 M &lt; N ≤ 2 M</b>	<b>312.533</b>	<b>445</b>	<b>2.425</b>	<b>4</b>	<b>314.958</b>	<b>449</b>	<b>1 B &lt; N ≤ 2 B</b>
Rupiah (IDR)	284.977	407	2.393	4	287.370	410	Rupiah (IDR)
Valuta Asing	27.556	38	32	0	27.588	39	Foreign Currencies
<b>2 M &lt; N ≤ 5 M</b>	<b>183.440</b>	<b>573</b>	<b>1.671</b>	<b>5</b>	<b>185.111</b>	<b>578</b>	<b>2 B &lt; N ≤ 5 B</b>
Rupiah (IDR)	165.832	518	1.625	5	167.457	523	Rupiah (IDR)
Valuta Asing	17.608	55	46	0	17.654	55	Foreign Currencies
<b>N &gt; 5 M</b>	<b>105.598</b>	<b>3.102</b>	<b>1.422</b>	<b>84</b>	<b>107.020</b>	<b>3.186</b>	<b>N &gt; 5 B</b>
Rupiah (IDR)	88.663	2.376	1.274	67	89.937	2.444	Rupiah (IDR)
Valuta Asing	16.935	725	148	17	17.083	742	Foreign Currencies
<b>TOTAL</b>	<b>330.786.857</b>	<b>6.465</b>	<b>24.625</b>	<b>98</b>	<b>330.811.482</b>	<b>6.563</b>	<b>TOTAL</b>
Rupiah (IDR)	329.535.290	5.552	24.213	81	329.559.503	5.633	Rupiah (IDR)
Valuta Asing	1.251.567	913	412	17	1.251.979	930	Foreign Currencies

**SIMPANAN BERDASARKAN KEPEMILIKAN SIMPANAN, JENIS SIMPANAN DAN MATA UANG**  
**DEPOSITS BY OWNERSHIP OF DEPOSITS, NOMINAL OF DEPOSITS AND CURRENCY** (as of August 2020)

Jenis Simpanan	Third Party-Fund		Funds from Other Bank		TOTAL		Type of Deposits
	Account	Nominal (Rp Trillion)	Account	Nominal (Rp Trillion)	Account	Nominal (Rp Trillion)	
<b>N ≤ 2 M</b>	<b>330.497.819</b>	<b>2.791</b>	<b>21.532</b>	<b>8</b>	<b>330.519.351</b>	<b>2.799</b>	<b>N ≤ IDR 2 B</b>
Rupiah (IDR)	329.280.795	2.658	21.314	8	329.302.109	2.666	Rupiah (IDR)
Valuta Asing	1.217.024	133	218	0	1.217.242	133	Foreign Currencies
<b>N &gt; 2 M</b>	<b>289.038</b>	<b>3.674</b>	<b>3.093</b>	<b>90</b>	<b>292.131</b>	<b>3.764</b>	<b>N &gt; IDR 2 B</b>
Rupiah (IDR)	254.495	2.894	2.899	73	257.394	2.967	Rupiah (IDR)
Valuta Asing	34.543	780	194	17	34.737	797	Foreign Currencies
<b>TOTAL</b>	<b>330.786.857</b>	<b>6.465</b>	<b>24.625</b>	<b>98</b>	<b>330.811.482</b>	<b>6.563</b>	<b>TOTAL</b>
Rupiah (IDR)	329.535.290	5.552	24.213	81	329.559.503	5.633	Rupiah (IDR)
Valuta Asing	1.251.567	913	412	17	1.251.979	930	Foreign Currencies

**SIMPANAN BERDASARKAN KEPEMILIKAN SIMPANAN, JENIS SIMPANAN DAN MATA UANG**  
**DEPOSITS BY OWNERSHIP OF DEPOSITS, INSURED DEPOSITS AND CURRENCY** (as of August 2020)

Jenis Simpanan	Third Party-Fund		Funds from Other Bank		TOTAL		Type of Deposits
	Account	Nominal (Rp Trillion)	Account	Nominal (Rp Trillion)	Account	Nominal (Rp Trillion)	
<b>N ≤ 2 M (Dijamin Seluruh)</b>	<b>330.497.819</b>	<b>2.791</b>	<b>21.532</b>	<b>8</b>	<b>330.519.351</b>	<b>2.799</b>	<b>N ≤ IDR 2 B (Fully insured)</b>
Rupiah (IDR)	329.280.795	2.658	21.314	8	329.302.109	2.666	Rupiah (IDR)
Valuta Asing	1.217.024	133	218	0	1.217.242	133	Foreign Currencies
<b>N &gt; 2 M (Dijamin Sebagian)</b>	<b>289.038</b>	<b>578</b>	<b>3.093</b>	<b>6</b>	<b>292.131</b>	<b>584</b>	<b>N &gt; IDR 2 B (Partially insured)</b>
Rupiah (IDR)	254.495	509	2.899	6	257.394	515	Rupiah (IDR)
Valuta Asing	34.543	69	194	0	34.737	69	Foreign Currencies
<b>TOTAL</b>	<b>330.786.857</b>	<b>3.369</b>	<b>24.625</b>	<b>15</b>	<b>330.811.482</b>	<b>3.383</b>	<b>TOTAL</b>
Rupiah (IDR)	329.535.290	3.167	24.213	14	329.559.503	3.181	Rupiah (IDR)
Valuta Asing	1.251.567	202	412	0	1.251.979	202	Foreign Currencies

**SIMPANAN BERDASARKAN PROVINSI****DEPOSITS BY PROVINCES**

(as of August 2020)

<b>No</b>	<b>Provinsi (Province)</b>	<b>Jumlah Rekening (Number of Account)*</b>	<b>Nominal* (Rp Trillion)</b>
1	Aceh	1.761.158	24
2	Bali	650.411	22
3	Banten	184.336	5
4	Bengkulu	386.839	7
5	Daerah Istimewa Yogyakarta	881.321	12
6	Daerah Khusus Ibukota Jakarta	296.419.709	5.943
7	Jambi	336.833	10
8	Jawa Barat	5.784.778	112
9	Jawa Tengah	2.636.879	66
10	Jawa Timur	5.712.076	79
11	Kalimantan Barat	1.849.513	16
12	Kalimantan Selatan	411.710	13
13	Kalimantan Tengah	358.475	9
14	Kalimantan Timur	979.002	26
15	Lampung	542.140	7
16	Maluku	338.246	7
17	Nusa Tenggara Barat	911.794	7
18	Nusa Tenggara Timur	1.449.422	14
19	Papua	1.494.129	29
20	Riau	873.367	23
21	Sulawesi Selatan	720.360	20
22	Sulawesi Tengah	398.240	6
23	Sulawesi Tenggara	478.310	9
24	Sulawesi Utara	469.455	15
25	Sumatera Barat	1.923.590	21
26	Sumatera Selatan	1.196.175	24
27	Sumatera Utara	1.663.214	39
	<b>TOTAL</b>	<b>330.811.482</b>	<b>6.563</b>

\*) Based on head office in provinces.