



DISTRIBUSI SIMPANAN BANK UMUM

DEPOSITS DISTRIBUTION OF COMMERCIAL BANK

September 2020
9M-20

Indonesia Deposit Insurance Corporation
Insurance Premium Settlement Group



2020 Indonesia Deposit Insurance Corporation. All rights reserved.

The facts and opinions stated or expressed in this publication are for information purposes only and are not necessarily and must not be relied upon as being those of the publisher or of the institutions for which the contributing authors work. Although every care has been taken to ensure the accuracy of the information contained within the publication, it should not be by any person relied upon as the basis for taking any action or making any decision. The Indonesia Deposit Insurance Corporation cannot be held liable or otherwise responsible in anyway for any advice, action taken or decision made on the basis of the facts and opinions stated or expressed or stated within this publication.

DAFTAR ISI

TABLE OF CONTENT

Informasi Umum	3	General Information	3
Ringkasan Pertumbuhan Simpanan	4	Deposit Growth Highlights	4
Ringkasan Distribusi Nominal Simpanan	5	Deposits Distribution Highlights (Nominal)	5
Ringkasan Distribusi Rekening Simpanan	6	Deposit Accounts Distribution Highlights	6
Peta Musiman Nominal Simpanan	7	Deposits Seasonality Heatmap	7
Grafik <i>Pie</i> Nominal Simpanan	8	Deposits Pie Chart (Nominal)	9
Grafik <i>Pie</i> Rekening Simpanan	9	Deposit Account Pie Chart	10
Simpanan Berdasarkan Kepemilikan Simpanan, Jenis Simpanan dan Valuta	10	Deposits by Ownership of Deposits, Type of Deposits and Currency	10
Simpanan Berdasarkan Kepemilikan Simpanan, Tiering Nominal dan Valuta	11	Deposits by Ownership of Deposits, Nominal Tiering and Currency	11
Simpanan Berdasarkan Kepemilikan Simpanan, Besaran Nilai Simpanan dan Valuta	12	Deposits by Ownership of Deposits, Nominal of Deposits and Currency	12
Simpanan Berdasarkan Kepemilikan Simpanan, Simpanan yang Dijamin dan Valuta	12	Deposits by Ownership of Deposits, Insured Deposits and Currency	12
Simpanan Berdasarkan Provinsi	13	Deposits by Province	13

Informasi Umum

Sumber Data

Data bersumber dari Laporan Posisi Simpanan yang disampaikan oleh 110 bank umum kepada Lembaga Penjamin Simpanan, yang terdiri dari 96 Bank Umum Konvensional dan 14 Bank Umum Syariah.

Definisi

- 1) Simpanan meliputi dana pihak ketiga dan simpanan dari bank lain.
- 2) Simpanan Yang Dijamin meliputi:
 - a) Seluruh simpanan dengan nominal sampai dengan Rp2 miliar.
 - b) Dijamin sebagian (Rp2 miliar) dari seluruh simpanan dengan nominal di atas Rp2 miliar.
- 3) Besaran Nilai Simpanan yang Dijamin adalah Rp2 miliar per nasabah per bank, sebagaimana diatur dalam Peraturan Pemerintah No. 66 Tahun 2008.
- 4) Simpanan yang disajikan tidak termasuk simpanan luar negeri dan pinjaman bersaldo kredit.

Kotak Masukan dan Saran:



informasi@lps.go.id

General Information

Source of Data

The data are based on The Deposits Position Report which submitted by 110 commercial banks to Indonesia Deposit Insurance Corporation, comprised of 96 conventional banks and 14 shariah banks.

Definition

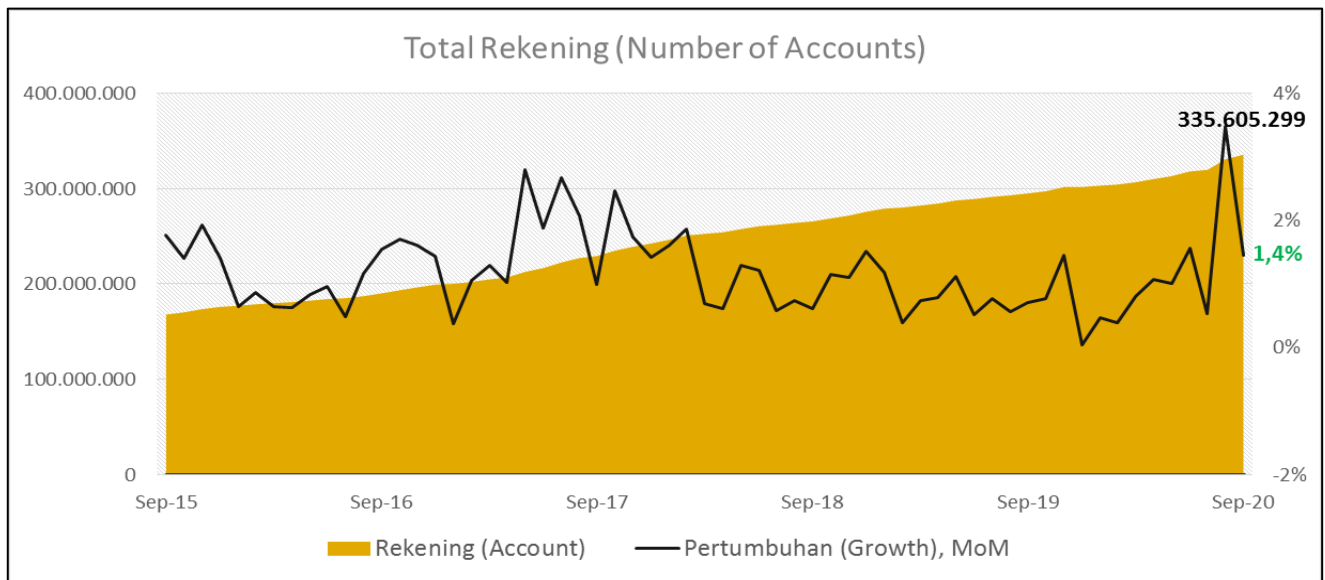
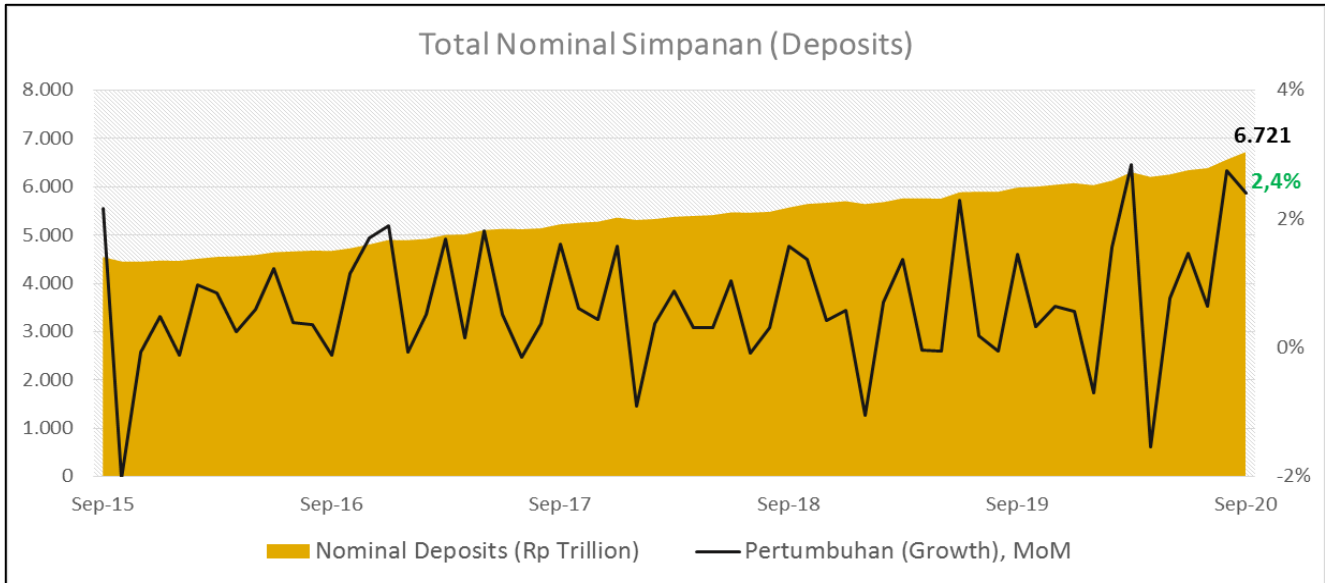
- 1) The deposits comprised of third party-fund and funds from other bank.
- 2) Insured deposits consist of:
 - a) Fully insured deposits with nominal under Rp 2 billion.
 - b) Partially insured deposits with nominal above Rp 2 billion.
- 3) The maximum amount of deposit insured is Rp 2 billion per depositor per bank as stipulated under Government Regulation Number 66 Year 2008.
- 4) The deposits presented does not include overseas deposits and credit loan balance.

Feedback and Suggestion Box:



informasi@lps.go.id

RINGKASAN PERTUMBUHAN SIMPANAN DEPOSITS GROWTH HIGHLIGHT



Year	Tahun Year	Nominal (Rp Trillion)	Pertumbuhan Growth (YoY)	Rekening Accounts	Pertumbuhan Growth (YoY)
Sep-20	2020*	6.721	10,6%	335.605.299	11,2%
Dec-19	2019	6.077	6,5%	301.697.955	9,4%
Dec-18	2018	5.704	6,4%	275.764.037	13,8%
Dec-17	2017	5.363	9,5%	242.396.164	21,6%
Dec-16	2016	4.900	9,5%	199.301.222	13,2%
Dec-15	2015	4.474	7,3%	175.994.476	9,4%

*Year to Date (Ytd) as of 30 September 2020

RINGKASAN DISTRIBUSI NOMINAL SIMPANAN NOMINAL DEPOSITS DISTRIBUTION HIGHLIGHTS

I. NOMINAL SIMPANAN

Nominal Deposits

No	Distribusi Simpanan	September-20 (Rp Trillion)	%	Perubahan (Change) (%)						Deposits Distribution						
				1M	3M	6M	YTD	1Y	3Y							
A. Simpanan										A. Deposits						
1	Nominal	6.721	100,0	▲	2,4	▲	5,9	▲	6,6	▲	10,6	▲	12,3	▲	28,6	Nominal
B. Jenis Simpanan										B. Type of Deposits						
2	Giro	1.808	26,9	▲	5,5	▲	11,3	▲	9,4	▲	21,1	▲	24,3	▲	47,8	Demand Deposits
3	Tabungan	2.054	30,6	▲	1,9	▲	3,4	▲	6,2	▲	5,2	▲	11,7	▲	30,2	Saving Account
4	Deposit on Call	67	1,0	▲	8,9	▼	(17,0)	▼	(9,1)	▼	(7,2)	▼	(25,5)	▼	(24,1)	Deposit on Call
5	Deposito	2.780	41,4	▲	0,8	▲	5,3	▲	5,8	▲	9,4	▲	7,6	▲	19,8	Time Deposits
6	Sertifikat Deposito	13	0,2	▼	(14,8)	▼	(24,1)	▼	(21,2)	▼	(31,8)	▼	(30,5)	▼	(24,4)	Certificate of Time Deposits
C. Kepemilikan Simpanan										C. Source of Fund						
7	DPK	6.628	98,6	▲	2,5	▲	6,2	▲	7,0	▲	10,8	▲	12,7	▲	29,4	Third Party-Fund
8	Simpanan dari Bank Lain	93	1,4	▼	(5,2)	▼	(11,5)	▼	(13,9)	▼	(2,7)	▼	(11,1)	▼	(8,3)	Funds from Other Bank
D. Jenis Usaha										D. Principle of Business						
9	Konvensional + UUS	6.408	95,3	▲	2,3	▲	5,9	▲	6,6	▲	10,7	▲	12,1	▲	28,6	Conventional
10	Syariah	314	4,7	▲	5,5	▲	6,4	▲	7,8	▲	7,7	▲	16,6	▲	28,8	Shariah
E. Tiering Nominal										E. Tiering of Nominal						
11	N ≤ 100 juta	913	13,6	▲	2,1	▲	2,9	▲	6,6	▲	3,4	▲	8,7	▲	26,3	N ≤ 100 million
12	100 juta < N ≤ 200 juta	366	5,5	▲	1,3	▲	1,8	▲	5,7	▲	4,1	▲	8,3	▲	28,4	100 million < N ≤ 200 million
13	200 juta < N ≤ 500 juta	588	8,7	▲	0,6	▲	1,5	▲	5,7	▲	5,4	▲	10,1	▲	32,5	200 million < N ≤ 500 million
14	500 juta < N ≤ 1 miliar	513	7,6	▲	0,6	▲	2,4	▲	5,1	▲	4,5	▲	10,5	▲	27,4	500 million < N ≤ 1 billion
15	1 miliar < N ≤ 2 miliar	452	6,7	▲	0,7	▲	2,6	▲	5,6	▲	7,0	▲	10,1	▲	22,7	1 billion < N ≤ 2 billion
16	2 miliar < N ≤ 5 miliar	580	8,6	▲	0,3	▲	2,3	▲	2,8	▲	2,9	▲	4,8	▲	16,6	2 billion < N ≤ 5 billion
17	N > 5 miliar	3.309	49,2	▲	3,9	▲	9,9	▲	8,0	▲	17,9	▲	16,4	▲	32,1	N > 5 billion
F. Kepemilikan Bank										F. Ownership						
18	BUMN	2.896	43,1	▲	2,6	▲	5,8	▲	10,2	▲	11,6	▲	15,7	▲	40,4	State-Owned Enterprises (SOEs)
19	BPD	660	9,8	▲	4,2	▲	14,1	▲	20,0	▲	21,3	▲	13,0	▲	26,2	Regional Government Banks
20	Swasta Nasional	2.756	41,0	▲	2,0	▲	4,4	▲	2,8	▲	7,7	▲	9,3	▲	20,8	Private National Banks
21	Campuran	184	2,7	▲	0,2	▲	4,1	▼	(3,7)	▲	2,3	▲	1,9	▼	(0,5)	Mixed / Joint Banks
22	Asing	225	3,3	▲	2,6	▲	4,0	▼	(11,2)	▲	13,6	▲	14,9	▲	30,1	Foreign Banks
G. Valuta Simpanan										G. Currency						
23	Rupiah (IDR)	5.766	85,8	▲	2,4	▲	5,4	▲	7,9	▲	9,9	▲	12,0	▲	28,5	Rupiah (IDR)
24	Valas	955	14,2	▲	2,7	▲	8,7	▼	(0,5)	▲	15,1	▲	14,0	▲	29,3	Foreign Currencies
H. BUKU Bank										H. Deposits by BUKU						
25	BUKU I	54	0,8	▲	1,6	▲	7,5	▲	4,5	▲	1,7	▼	(6,5)	▼	(0,1)	BUKU I
26	BUKU II	860	12,8	▲	2,4	▲	9,5	▲	8,8	▲	12,9	▲	12,2	▲	25,4	BUKU II
27	BUKU III	1.928	28,7	▲	4,4	▲	8,2	▲	3,4	▲	9,8	▲	9,0	▲	21,5	BUKU III
28	BUKU IV	3.879	57,7	▲	1,4	▲	4,0	▲	7,9	▲	10,6	▲	14,4	▲	33,9	BUKU IV
I. Cakupan Penjaminan (Rp 2 m)										I. Insurance Coverage (Rp 2 b)						
29	Dijamin penuh (≤ Rp 2 miliar)	2.832	42,1	▲	1,2	▲	2,3	▲	5,9	▲	4,7	▲	9,5	▲	27,4	Fully insured (≤ Rp 2 billion)
30	Dijamin sebagian* (> Rp 2 miliar)	587	8,7	▲	0,5	▲	2,9	▲	3,0	▲	3,6	▲	5,9	▲	17,7	Partially insured* (> Rp 2 billion)
31	Tidak dijamin (> Rp 2 miliar)	3.302	49,1	▲	3,9	▲	9,8	▲	7,9	▲	17,7	▲	16,2	▲	31,9	Not insured (> Rp 2 billion)

*Hanya dijamin sebagian maksimal Rp2 Miliar

*Partially insured only max Rp2 billion

RINGKASAN DISTRIBUSI REKENING SIMPANAN DEPOSITS ACCOUNT DISTRIBUTION HIGHLIGHTS

II. REKENING		NUMBER OF ACCOUNT									
		Deposits Distribution									
No	Distribusi Simpanan	September-20	%	Perubahan (Change) (%)						Deposits Distribution	
				1M	3M	6M	YTD	1Y	3Y	A. Deposits	
A. Deposits											A. Deposits
1	Jumlah Rekening	335.605.299	100,0	▲ 1,4	▲ 5,5	▲ 9,4	▲ 11,2	▲ 13,8	▲ 46,4	Accounts	
B. Jenis Simpanan											B. Type of Deposits
2	Giro	3.898.367	1,2	▲ 1,3	▲ 2,9	▲ 4,5	▲ 7,6	▲ 8,2	▲ 29,1	Demand Deposits	
3	Tabungan	326.545.883	97,3	▲ 1,5	▲ 5,6	▲ 9,5	▲ 11,4	▲ 13,9	▲ 46,9	Saving Account	
4	Deposit on Call	4.020	0,0	▼ (5,7)	▼ (20,7)	▼ (21,1)	▼ (39,4)	▼ (29,4)	▼ (19,5)	Deposit on Call	
5	Deposito	5.156.875	1,5	▲ 0,2	▲ 0,8	▲ 6,4	▲ 6,7	▲ 8,2	▲ 29,8	Time Deposits	
6	Sertifikat Deposito	154	0,0	▼ (16,8)	▼ (28,4)	▼ (37,7)	▼ (54,4)	▼ (50,8)	▼ (47,6)	Certificate of Time Deposits	
C. Kepemilikan Simpanan											C. Source of Fund
7	DPK	335.580.165	100,0	▲ 1,4	▲ 5,5	▲ 9,4	▲ 11,2	▲ 13,8	▲ 46,4	Third Party-Fund	
8	Simpanan dari Bank Lain	25.134	0,0	▲ 2,1	▲ 3,5	▼ (1,3)	▼ (2,5)	▲ 0,1	▼ (4,9)	Funds from Other Bank	
D. Jenis Usaha											D. Principle of Business
9	Konvensional + UUS	305.957.521	91,2	▲ 1,5	▲ 5,6	▲ 9,6	▲ 11,3	▲ 13,9	▲ 47,2	Conventional	
10	Syariah	29.647.778	8,8	▲ 1,3	▲ 4,7	▲ 7,2	▲ 10,4	▲ 12,0	▲ 38,6	Shariah	
E. Tiering Nominal											E. Tiering of Nominal
11	N ≤ 100 juta	329.840.846	98,3	▲ 1,5	▲ 5,6	▲ 9,5	▲ 11,4	▲ 13,8	▲ 46,7	N ≤ 100 million	
12	100 juta < N ≤ 200 juta	2.612.757	0,8	▲ 1,3	▲ 1,8	▲ 5,9	▲ 4,1	▲ 8,4	▲ 28,6	100 million < N ≤ 200 million	
13	200 juta < N ≤ 500 juta	1.832.590	0,5	▲ 0,7	▲ 1,5	▲ 5,9	▲ 5,2	▲ 10,2	▲ 33,5	200 million < N ≤ 500 million	
14	500 juta < N ≤ 1 miliar	708.648	0,2	▲ 0,6	▲ 2,3	▲ 5,1	▲ 4,5	▲ 10,6	▲ 29,1	500 million < N ≤ 1 billion	
15	1 miliar < N ≤ 2 miliar	317.006	0,1	▲ 0,7	▲ 2,6	▲ 5,7	▲ 6,7	▲ 9,9	▲ 22,8	1 billion < N ≤ 2 billion	
16	2 miliar < N ≤ 5 miliar	185.475	0,1	▲ 0,2	▲ 2,1	▲ 3,1	▲ 2,8	▲ 5,0	▲ 16,6	2 billion < N ≤ 5 billion	
17	N > 5 miliar	107.977	0,0	▲ 0,9	▲ 4,3	▲ 3,0	▲ 5,0	▲ 7,6	▲ 19,6	N > 5 billion	
F. Kepemilikan Bank											F. Ownership
18	BUMN	218.183.446	65,0	▲ 1,8	▲ 7,5	▲ 12,8	▲ 14,4	▲ 17,0	▲ 55,5	State-Owned Enterprises (SOEs)	
19	BPD	36.581.944	10,9	▲ 0,5	▲ 0,2	▲ 3,1	▲ 4,3	▲ 5,7	▲ 23,1	Regional Government Banks	
20	Swasta Nasional	79.747.850	23,8	▲ 1,0	▲ 3,0	▲ 4,0	▲ 6,6	▲ 9,4	▲ 36,6	Private National Banks	
21	Campuran	863.246	0,3	▼ (0,7)	▼ (3,4)	▼ (1,5)	▲ 0,7	▲ 2,4	▲ 40,6	Mixed / Joint Banks	
22	Asing	228.813	0,1	▲ 0,1	▼ (0,5)	▼ (0,0)	▲ 0,3	▲ 3,1	▼ (7,9)	Foreign Banks	
G. Valuta Simpanan											G. Currency
23	Rupiah (IDR)	334.348.061	99,6	▲ 1,5	▲ 5,5	▲ 9,4	▲ 11,3	▲ 13,8	▲ 46,4	Rupiah (IDR)	
24	Valas	1.257.238	0,4	▲ 0,4	▲ 1,0	▲ 3,2	▼ (5,6)	▲ 10,9	▲ 24,6	Foreign Currencies	
H. BUKU Bank											H. Deposits by BUKU
25	BUKU I	2.723.234	0,8	▼ (0,1)	▲ 0,3	▲ 4,0	▲ 6,1	▲ 8,8	▲ 8,8	BUKU I	
26	BUKU II	29.962.386	8,9	▲ 0,8	▲ 2,6	▲ 5,1	▲ 6,4	▲ 8,2	▲ 27,0	BUKU II	
27	BUKU III	64.762.453	19,3	▲ 0,9	▲ 2,2	▲ 4,3	▲ 6,9	▲ 9,3	▲ 39,8	BUKU III	
28	BUKU IV	238.157.226	71,0	▲ 1,7	▲ 6,9	▲ 11,6	▲ 13,2	▲ 15,8	▲ 51,8	BUKU IV	
I. Cakupan Penjaminan (Rp 2 m)											I. Insurance Coverage (Rp 2 b)
29	Dijamin penuh (≤ Rp 2 miliar)	335.311.847	99,9	▲ 1,4	▲ 5,5	▲ 9,4	▲ 11,2	▲ 13,8	▲ 46,4	Fully insured (≤ Rp 2 billion)	
30	Dijamin sebagian* (> Rp 2 miliar)	293.452	0,1	▲ 0,5	▲ 2,9	▲ 3,0	▲ 3,6	▲ 5,9	▲ 17,7	Partially insured* (> Rp 2 billion)	

*Hanya dijamin maksimal Rp2 Miliar

*Only insured max Rp2 billion

PETA MUSIMAN NOMINAL SIMPANAN (BULANAN)
DEPOSITS SEASONALITY HEATMAP (MoM)

SEASONALITY HEATMAP (MoM)

I. Nominal Simpanan

Year	Jan	Feb	Mar	Apr	Mei	Jun	Jul	Ags	Sep	Okt	Nov	Des
2020	-0,7%	1,6%	2,8%	-1,5%	0,8%	1,5%	0,6%	2,7%	2,4%	-	-	-
2019	-1,1%	0,7%	1,4%	0,0%	0,0%	2,3%	0,2%	0,0%	1,6%	0,3%	0,6%	0,6%
2018	-0,9%	0,4%	0,9%	0,3%	0,3%	1,0%	-0,1%	0,3%	1,6%	1,4%	0,4%	0,6%
2017	-0,1%	0,5%	1,7%	0,2%	1,8%	0,5%	-0,2%	0,4%	1,6%	0,6%	0,4%	1,6%
2016	-0,1%	1,0%	0,8%	0,3%	0,6%	1,2%	0,4%	0,4%	-0,1%	1,1%	1,7%	1,9%
2015	0,0%	1,3%	1,3%	0,6%	0,5%	1,9%	0,1%	0,8%	2,2%	-2,0%	-0,1%	0,5%

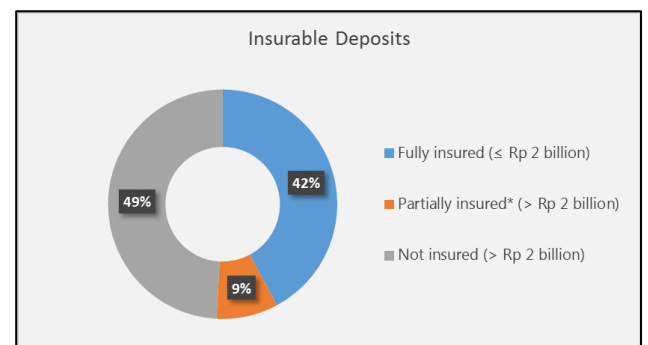
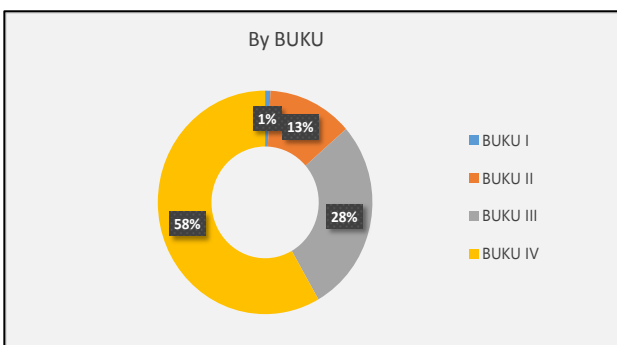
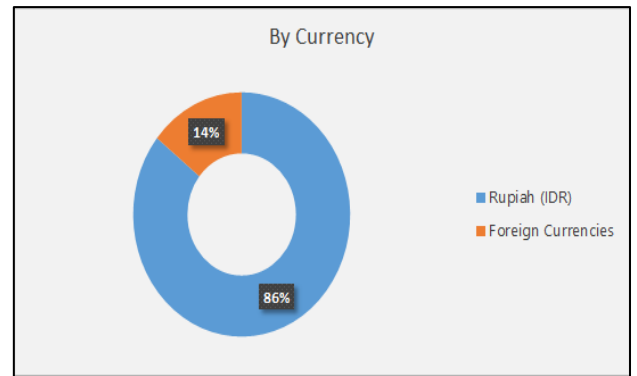
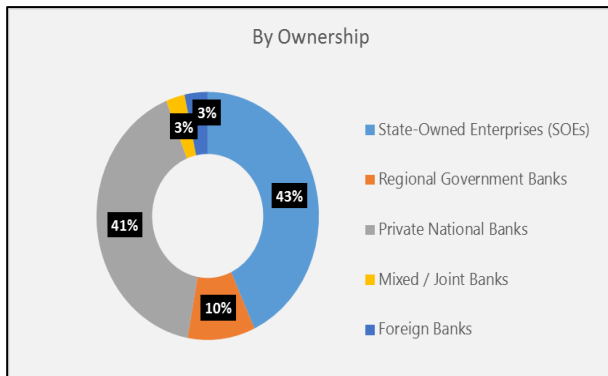
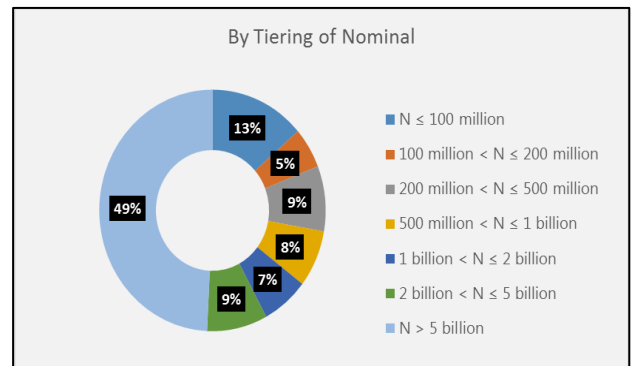
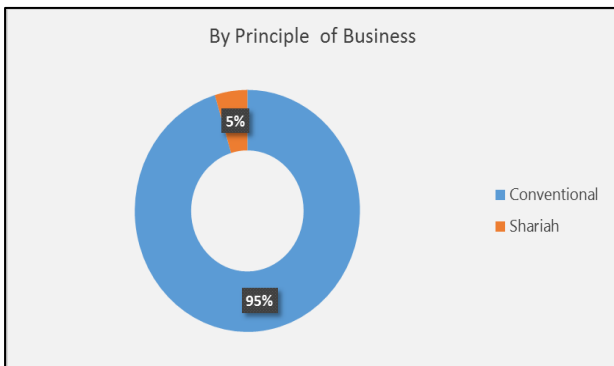
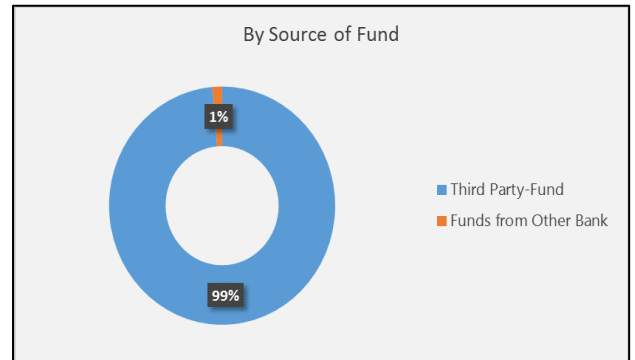
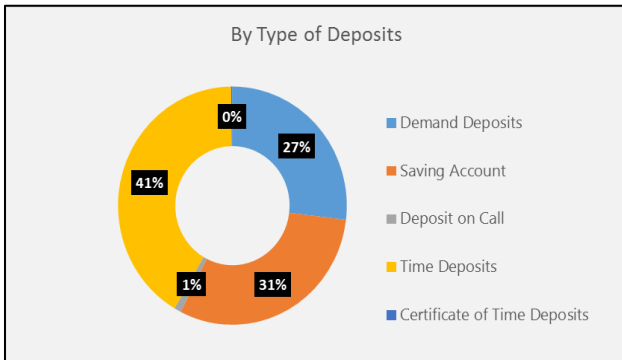
II. Nominal Simpanan Berdasarkan Tingkatan (\leq Rp100 juta)

Year	Jan	Feb	Mar	Apr	Mei	Jun	Jul	Ags	Sep	Okt	Nov	Des
2020	-2,6%	-0,4%	0,0%	1,0%	3,7%	-1,1%	-0,3%	1,0%	2,1%	-	-	-
2019	-2,1%	-0,7%	-0,3%	0,5%	7,7%	-4,1%	0,7%	-0,8%	-0,1%	0,6%	1,0%	3,4%
2018	-2,6%	0,6%	-0,1%	0,9%	4,0%	-0,2%	0,8%	0,1%	-0,1%	0,2%	1,3%	3,6%
2017	-4,3%	0,0%	0,4%	-0,3%	0,6%	4,1%	-0,3%	0,5%	-0,3%	0,4%	2,4%	3,6%
2016	-2,9%	-0,1%	-0,5%	1,6%	-0,9%	7,3%	-3,5%	0,1%	0,0%	0,1%	2,1%	5,0%
2015	-3,0%	0,0%	-0,2%	1,8%	-1,0%	1,1%	3,2%	-1,5%	0,2%	1,6%	0,9%	4,8%

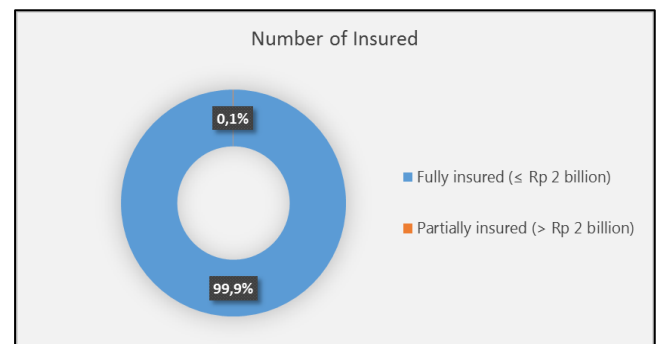
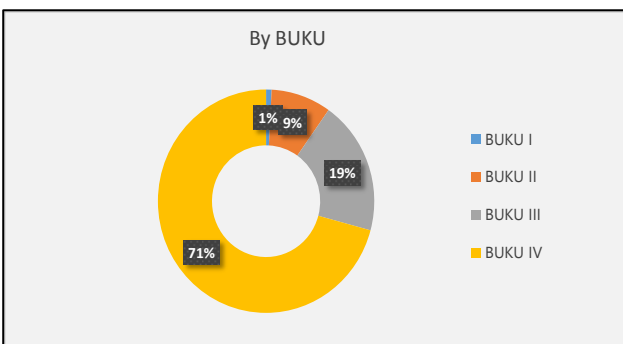
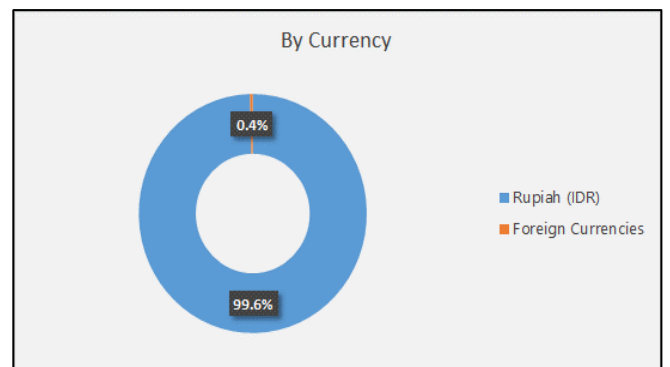
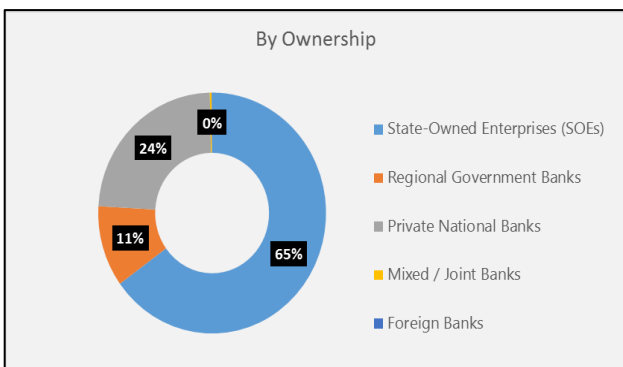
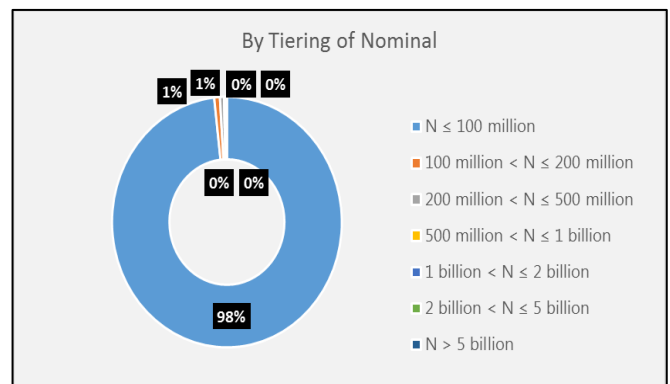
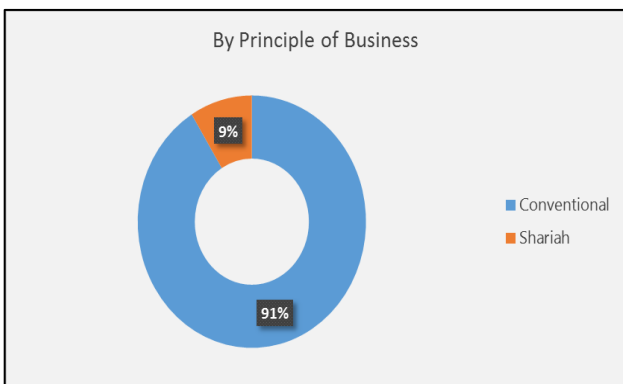
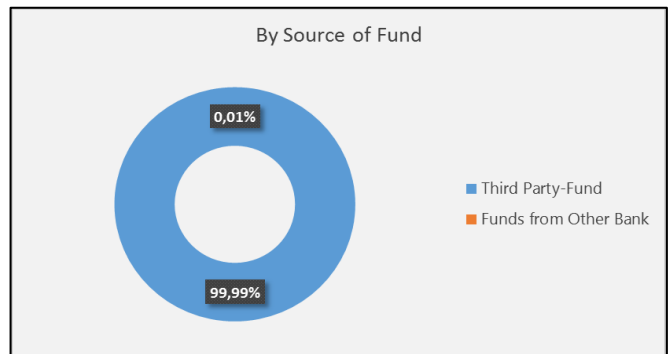
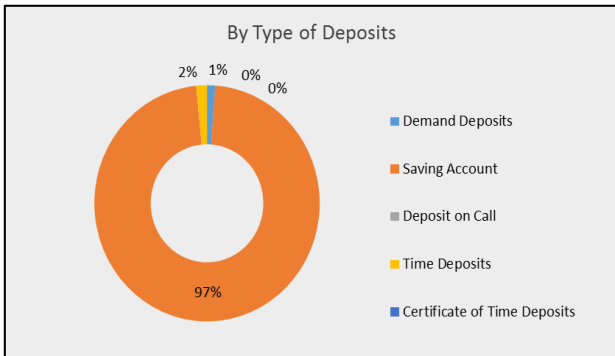
III. Nominal Simpanan Berdasarkan Tingkatan ($>$ Rp5 miliar)

Year	Jan	Feb	Mar	Apr	Mei	Jun	Jul	Ags	Sep	Okt	Nov	Des
2020	0,4%	2,9%	5,7%	-3,8%	-0,3%	2,4%	1,0%	4,7%	3,9%	-	-	-
2019	-0,3%	1,7%	2,9%	-0,1%	-3,2%	4,6%	-0,5%	-0,1%	2,9%	0,2%	0,6%	-2,1%
2018	-0,2%	0,8%	2,1%	0,3%	-1,1%	1,1%	-1,3%	0,5%	3,1%	2,4%	0,3%	-2,7%
2017	2,6%	1,2%	3,9%	0,2%	3,0%	-1,4%	-0,8%	0,5%	2,9%	0,8%	-0,2%	-0,3%
2016	2,5%	2,5%	2,6%	-0,2%	0,9%	-0,7%	0,9%	0,2%	0,8%	2,4%	1,9%	-0,9%
2015	2,3%	2,9%	3,3%	0,5%	1,0%	3,1%	-1,7%	1,8%	3,4%	-3,8%	-1,3%	-4,9%

RINCIAN NOMINAL SIMPANAN NOMINAL BREAKDOWN (as of September 2020)



RINCIAN REKENING SIMPANAN ACCOUNT BREAKDOWN (as of September 2020)



SIMPANAN BERDASARKAN KEPEMILIKAN SIMPANAN, JENIS SIMPANAN DAN MATA UANG
DEPOSITS BY OWNERSHIP OF DEPOSITS, TYPE OF DEPOSITS AND CURRENCY

(as of September 2020)

Jenis Simpanan	Third Party-Fund		Funds from Other Bank		TOTAL		Type of Deposits
	Account	Nominal (Rp Trillion)	Account	Nominal (Rp Trillion)	Account	Nominal (Rp Trillion)	
Giro	3.887.881	1.766	10.486	42	3.898.367	1.808	Demand Deposits
Rupiah (IDR)	3.707.672	1.336	10.090	30	3.717.762	1.366	Rupiah (IDR)
Valuta Asing	180.209	430	396	12	180.605	442	Foreign Currencies
Tabungan	326.538.797	2.048	7.086	6	326.545.883	2.054	Saving Account
Rupiah (IDR)	325.615.849	1.894	7.080	6	325.622.929	1.900	Rupiah (IDR)
Valuta Asing	922.948	154	6	0	922.954	154	Foreign Currencies
Deposito on Call	3.841	52	179	15	4.020	67	Deposit on Call
Rupiah (IDR)	3.625	44	179	15	3.804	59	Rupiah (IDR)
Valuta Asing	216	7	-	-	216	7	Foreign Currencies
Deposito	5.149.632	2.763	7.243	17	5.156.875	2.780	Time Deposits
Rupiah (IDR)	4.996.182	2.415	7.230	13	5.003.412	2.428	Rupiah (IDR)
Valuta Asing	153.450	348	13	4	153.463	351	Foreign Currencies
Sertifikat Deposito	14	0	140	13	154	13	Certificate of Time Deposits
Rupiah (IDR)	14	0	140	13	154	13	Rupiah (IDR)
Valuta Asing	-	-	-	-	-	-	Foreign Currencies
TOTAL	335.580.165	6.628	25.134	93	335.605.299	6.721	TOTAL
Rupiah (IDR)	334.323.342	5.689	24.719	77	334.348.061	5.766	Rupiah (IDR)
Valuta Asing	1.256.823	939	415	16	1.257.238	955	Foreign Currencies

SIMPANAN BERDASARKAN KEPEMILIKAN SIMPANAN, TIERING NOMINAL DAN MATA UANG
DEPOSITS BY OWNERSHIP OF DEPOSITS, NOMINAL TIERING AND CURRENCY

(as of September 2020)

Jenis Simpanan	Third Party-Fund		Funds from Other Bank		TOTAL		Type of Deposits
	Account	Nominal (Rp Trillion)	Account	Nominal (Rp Trillion)	Account	Nominal (Rp Trillion)	
N ≤ 100 Jt	329.831.045	913	9.801	0	329.840.846	913	N ≤ 100 M
Rupiah (IDR)	328.886.645	899	9.707	0	328.896.352	899	Rupiah (IDR)
Valuta Asing	944.400	14	94	0	944.494	14	Foreign Currencies
100 Jt < N ≤ 200 Jt	2.610.700	366	2.057	0	2.612.757	366	100 M < N ≤ 200 M
Rupiah (IDR)	2.505.944	351	2.029	0	2.507.973	351	Rupiah (IDR)
Valuta Asing	104.756	15	28	0	104.784	15	Foreign Currencies
200 Jt < N ≤ 500 Jt	1.828.389	586	4.201	2	1.832.590	588	200 M < N ≤ 500 M
Rupiah (IDR)	1.728.762	554	4.165	2	1.732.927	556	Rupiah (IDR)
Valuta Asing	99.627	32	36	0	99.663	32	Foreign Currencies
500 Jt < N ≤ 1 M	705.343	510	3.305	3	708.648	513	500 M < N ≤ 1 B
Rupiah (IDR)	658.567	477	3.273	3	661.840	480	Rupiah (IDR)
Valuta Asing	46.776	33	32	0	46.808	33	Foreign Currencies
1 M < N ≤ 2 M	314.417	448	2.589	4	317.006	452	1 B < N ≤ 2 B
Rupiah (IDR)	287.096	409	2.565	4	289.661	413	Rupiah (IDR)
Valuta Asing	27.321	38	24	0	27.345	38	Foreign Currencies
2 M < N ≤ 5 M	183.712	574	1.763	6	185.475	580	2 B < N ≤ 5 B
Rupiah (IDR)	166.493	521	1.715	5	168.208	526	Rupiah (IDR)
Valuta Asing	17.219	54	48	0	17.267	54	Foreign Currencies
N > 5 M	106.559	3.231	1.418	78	107.977	3.309	N > 5 B
Rupiah (IDR)	89.835	2.478	1.265	63	91.100	2.541	Rupiah (IDR)
Valuta Asing	16.724	753	153	16	16.877	769	Foreign Currencies
TOTAL	335.580.165	6.628	25.134	93	335.605.299	6.721	TOTAL
Rupiah (IDR)	334.323.342	5.689	24.719	77	334.348.061	5.766	Rupiah (IDR)
Valuta Asing	1.256.823	939	415	16	1.257.238	955	Foreign Currencies

SIMPANAN BERDASARKAN KEPEMILIKAN SIMPANAN, JENIS SIMPANAN DAN MATA UANG
DEPOSITS BY OWNERSHIP OF DEPOSITS, NOMINAL OF DEPOSITS AND CURRENCY (as of September 2020)

Jenis Simpanan	Third Party-Fund		Funds from Other Bank		TOTAL		Type of Deposits
	Account	Nominal (Rp Trillion)	Account	Nominal (Rp Trillion)	Account	Nominal (Rp Trillion)	
N ≤ 2 M	335.289.894	2.823	21.953	9	335.311.847	2.832	N ≤ IDR 2 B
Rupiah (IDR)	334.067.014	2.691	21.739	9	334.088.753	2.700	Rupiah (IDR)
Valuta Asing	1.222.880	132	214	0	1.223.094	132	Foreign Currencies
N > 2 M	290.271	3.805	3.181	84	293.452	3.889	N > IDR 2 B
Rupiah (IDR)	256.328	2.998	2.980	68	259.308	3.067	Rupiah (IDR)
Valuta Asing	33.943	807	201	16	34.144	823	Foreign Currencies
TOTAL	335.580.165	6.628	25.134	93	335.605.299	6.721	TOTAL
Rupiah (IDR)	334.323.342	5.689	24.719	77	334.348.061	5.766	Rupiah (IDR)
Valuta Asing	1.256.823	939	415	16	1.257.238	955	Foreign Currencies

SIMPANAN BERDASARKAN KEPEMILIKAN SIMPANAN, JENIS SIMPANAN DAN MATA UANG
DEPOSITS BY OWNERSHIP OF DEPOSITS, INSURED DEPOSITS AND CURRENCY (as of September 2020)

Jenis Simpanan	Third Party-Fund		Funds from Other Bank		TOTAL		Type of Deposits
	Account	Nominal (Rp Trillion)	Account	Nominal (Rp Trillion)	Account	Nominal (Rp Trillion)	
N ≤ 2 M (Dijamin Seluruh)	335.289.894	2.823	21.953	9	335.311.847	2.832	N ≤ IDR 2 B (Fully insured)
Rupiah (IDR)	334.067.014	2.691	21.739	9	334.088.753	2.700	Rupiah (IDR)
Valuta Asing	1.222.880	132	214	0	1.223.094	132	Foreign Currencies
N > 2 M (Dijamin Sebagian)	290.271	581	3.181	6	293.452	587	N > IDR 2 B (Partially insured)
Rupiah (IDR)	256.328	513	2.980	6	259.308	519	Rupiah (IDR)
Valuta Asing	33.943	68	201	0	34.144	68	Foreign Currencies
TOTAL	335.580.165	3.404	25.134	15	335.605.299	3.419	TOTAL
Rupiah (IDR)	334.323.342	3.203	24.719	15	334.348.061	3.218	Rupiah (IDR)
Valuta Asing	1.256.823	200	415	0	1.257.238	201	Foreign Currencies

SIMPANAN BERDASARKAN PROVINSI**DEPOSITS BY PROVINCES**

(as of September 2020)

No	Provinsi (Province)	Jumlah Rekening (Number of Account)*	Nominal* (Rp Trillion)
1	Aceh	1.788.028	23
2	Bali	653.868	23
3	Banten	183.514	5
4	Bengkulu	390.475	7
5	Daerah Istimewa Yogyakarta	886.497	12
6	Daerah Khusus Ibukota Jakarta	301.022.639	6.078
7	Jambi	343.973	10
8	Jawa Barat	5.849.786	118
9	Jawa Tengah	2.608.145	73
10	Jawa Timur	5.737.783	82
11	Kalimantan Barat	1.865.791	16
12	Kalimantan Selatan	411.953	13
13	Kalimantan Tengah	359.903	8
14	Kalimantan Timur	977.629	26
15	Lampung	535.756	8
16	Maluku	339.145	8
17	Nusa Tenggara Barat	913.812	8
18	Nusa Tenggara Timur	1.469.696	14
19	Papua	1.492.339	27
20	Riau	877.825	23
21	Sulawesi Selatan	730.877	20
22	Sulawesi Tengah	398.423	6
23	Sulawesi Tenggara	481.143	9
24	Sulawesi Utara	472.480	15
25	Sumatera Barat	1.943.185	22
26	Sumatera Selatan	1.207.774	25
27	Sumatera Utara	1.662.860	40
	TOTAL	335.605.299	6.721

*) Based on head office in provinces.