



DISTRIBUSI SIMPANAN BANK UMUM

DEPOSITS DISTRIBUTION OF COMMERCIAL BANK

October 2020
10M-20

Indonesia Deposit Insurance Corporation
Insurance Premium Settlement Group



2020 Indonesia Deposit Insurance Corporation. All rights reserved.

The facts and opinions stated or expressed in this publication are for information purposes only and are not necessarily and must not be relied upon as being those of the publisher or of the institutions for which the contributing authors work. Although every care has been taken to ensure the accuracy of the information contained within the publication, it should not be by any person relied upon as the basis for taking any action or making any decision. The Indonesia Deposit Insurance Corporation cannot be held liable or otherwise responsible in anyway for any advice, action taken or decision made on the basis of the facts and opinions stated or expressed or stated within this publication.

DAFTAR ISI

TABLE OF CONTENT

Informasi Umum	3	General Information	3
Ringkasan Pertumbuhan Simpanan	4	Deposit Growth Highlights	4
Ringkasan Distribusi Nominal Simpanan	5	Deposits Distribution Highlights (Nominal)	5
Ringkasan Distribusi Rekening Simpanan	6	Deposit Accounts Distribution Highlights	6
Peta Musiman Nominal Simpanan	7	Deposits Seasonality Heatmap	7
Grafik <i>Pie</i> Nominal Simpanan	8	Deposits Pie Chart (Nominal)	9
Grafik <i>Pie</i> Rekening Simpanan	9	Deposit Account Pie Chart	10
Simpanan Berdasarkan Kepemilikan Simpanan, Jenis Simpanan dan Valuta	10	Deposits by Ownership of Deposits, Type of Deposits and Currency	10
Simpanan Berdasarkan Kepemilikan Simpanan, Tiering Nominal dan Valuta	11	Deposits by Ownership of Deposits, Nominal Tiering and Currency	11
Simpanan Berdasarkan Kepemilikan Simpanan, Besaran Nilai Simpanan dan Valuta	12	Deposits by Ownership of Deposits, Nominal of Deposits and Currency	12
Simpanan Berdasarkan Kepemilikan Simpanan, Simpanan yang Dijamin dan Valuta	12	Deposits by Ownership of Deposits, Insured Deposits and Currency	12
Simpanan Berdasarkan Provinsi	13	Deposits by Province	13

Informasi Umum

Sumber Data

Data bersumber dari Laporan Posisi Simpanan yang disampaikan oleh 110 bank umum kepada Lembaga Penjamin Simpanan, yang terdiri dari 96 Bank Umum Konvensional dan 14 Bank Umum Syariah.

Definisi

- 1) Simpanan meliputi dana pihak ketiga dan simpanan dari bank lain.
- 2) Simpanan Yang Dijamin meliputi:
 - a) Seluruh simpanan dengan nominal sampai dengan Rp2 miliar.
 - b) Dijamin sebagian (Rp2 miliar) dari seluruh simpanan dengan nominal di atas Rp2 miliar.
- 3) Besaran Nilai Simpanan yang Dijamin adalah Rp2 miliar per nasabah per bank, sebagaimana diatur dalam Peraturan Pemerintah No. 66 Tahun 2008.
- 4) Simpanan yang disajikan tidak termasuk simpanan luar negeri dan pinjaman bersaldo kredit.

Kotak Masukan dan Saran:



informasi@lps.go.id

General Information

Source of Data

The data are based on The Deposits Position Report which submitted by 110 commercial banks to Indonesia Deposit Insurance Corporation, comprised of 96 conventional banks and 14 shariah banks.

Definition

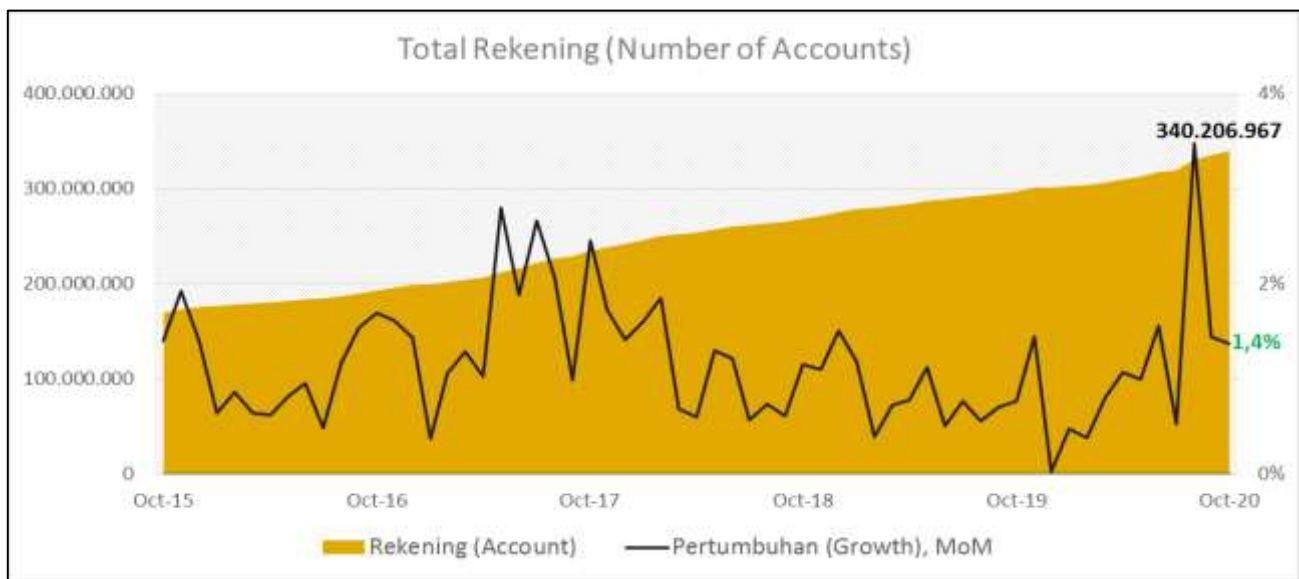
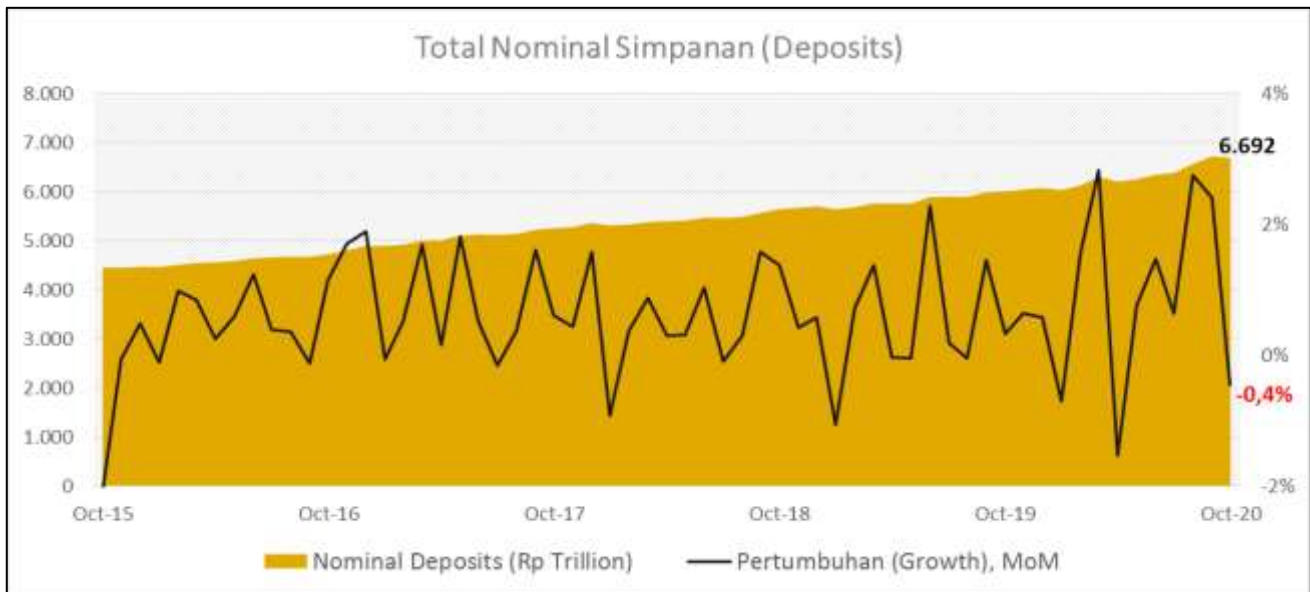
- 1) The deposits comprised of third party-fund and funds from other bank.
- 2) Insured deposits consist of:
 - a) Fully insured deposits with nominal under Rp 2 billion.
 - b) Partially insured deposits with nominal above Rp 2 billion.
- 3) The maximum amount of deposit insured is Rp 2 billion per depositor per bank as stipulated under Government Regulation Number 66 Year 2008.
- 4) The deposits presented does not include overseas deposits and credit loan balance.

Feedback and Suggestion Box:



informasi@lps.go.id

RINGKASAN PERTUMBUHAN SIMPANAN DEPOSITS GROWTH HIGHLIGHT



Tahun Year	Nominal (Rp Trillion)	Pertumbuhan Growth (YoY)	Rekening Accounts	Pertumbuhan Growth (YoY)
2020*	6.692	10,1%	340.206.967	12,8%
2019	6.077	6,5%	301.697.958	9,4%
2018	5.704	6,4%	275.764.037	13,8%
2017	5.363	9,5%	242.396.164	21,6%
2016	4.900	9,5%	199.301.222	13,2%
2015	4.474	7,3%	175.994.476	9,4%

*Year to Date (Ytd) as of 31 October 2020

RINGKASAN DISTRIBUSI NOMINAL SIMPANAN NOMINAL DEPOSITS DISTRIBUTION HIGHLIGHTS

I. NOMINAL SIMPANAN

Nominal Deposits

No	Distribusi Simpanan	October-20 (Rp Trillion)	%	Perubahan (Change) (%)						Deposits Distribution	
				1M	3M	6M	YTD	1Y	3Y		
A. Simpanan											A. Deposits
1	Nominal	6.692	100,0	▼ (0,4)	▲ 4,8	▲ 7,8	▲ 10,1	▲ 11,5	▲ 27,3	Nominal	
B. Jenis Simpanan											B. Type of Deposits
2	Giro	1.739	26,0	▼ (3,8)	▲ 8,0	▲ 10,2	▲ 16,5	▲ 21,5	▲ 39,0	Demand Deposits	
3	Tabungan	2.055	30,7	▲ 0,0	▲ 3,7	▲ 6,5	▲ 5,2	▲ 11,4	▲ 30,3	Saving Account	
4	Deposit on Call	58	0,9	▼ (12,4)	▼ (12,2)	▼ (36,9)	▼ (18,7)	▼ (38,5)	▼ (34,3)	Deposit on Call	
5	Deposito	2.828	42,3	▲ 1,7	▲ 4,2	▲ 9,1	▲ 11,3	▲ 8,0	▲ 21,9	Time Deposits	
6	Sertifikat Deposito	11	0,2	▼ (9,3)	▼ (30,0)	▼ (23,1)	▼ (38,2)	▼ (31,5)	▼ (45,2)	Certificate of Time Deposits	
C. Kepemilikan Simpanan											C. Source of Fund
7	DPK	6.598	98,6	▼ (0,4)	▲ 5,0	▲ 8,0	▲ 10,3	▲ 12,0	▲ 28,1	Third Party-Fund	
8	Simpanan dari Bank Lain	93	1,4	▲ 0,1	▼ (8,5)	▼ (5,0)	▼ (2,6)	▼ (16,5)	▼ (13,4)	Funds from Other Bank	
D. Jenis Usaha											D. Principal of Business
9	Konvensional	6.230	93,1	▼ (0,6)	▲ 4,4	▲ 7,6	▲ 10,1	▲ 11,3	▲ 27,1	Conventional	
10	Syariah (Termasuk UUS)	462	6,9	▲ 1,7	▲ 9,8	▲ 10,7	▲ 9,7	▲ 13,9	▲ 30,9	Shariah	
E. Tiering Nominal											E. Tiering of Nominal
11	N ≤ 100 juta	918	13,7	▲ 0,5	▲ 3,6	▲ 6,0	▲ 4,0	▲ 8,6	▲ 26,4	N ≤ 100 million	
12	100 juta < N ≤ 200 juta	368	5,5	▲ 0,4	▲ 2,1	▲ 5,4	▲ 4,4	▲ 8,1	▲ 27,7	100 million < N ≤ 200 million	
13	200 juta < N ≤ 500 juta	590	8,8	▲ 0,3	▲ 1,4	▲ 4,8	▲ 5,8	▲ 10,1	▲ 31,7	200 million < N ≤ 500 million	
14	500 juta < N ≤ 1 miliar	512	7,7	▼ (0,1)	▲ 1,7	▲ 4,4	▲ 4,4	▲ 9,6	▲ 26,4	500 million < N ≤ 1 billion	
15	1 miliar < N ≤ 2 miliar	452	6,8	▲ 0,1	▲ 1,8	▲ 5,8	▲ 7,0	▲ 9,6	▲ 22,6	1 billion < N ≤ 2 billion	
16	2 miliar < N ≤ 5 miliar	579	8,7	▼ (0,1)	▲ 1,7	▲ 3,1	▲ 2,8	▲ 4,8	▲ 16,5	2 billion < N ≤ 5 billion	
17	N > 5 miliar	3.272	48,9	▼ (1,1)	▲ 7,5	▲ 10,9	▲ 16,5	▲ 14,8	▲ 29,7	N > 5 billion	
F. Kepemilikan Bank											F. Ownership
18	BUMN	2.828	42,3	▼ (2,4)	▲ 2,6	▲ 9,3	▲ 8,9	▲ 13,4	▲ 37,8	State-Owned Enterprises (SOEs)	
19	BPD	685	10,2	▲ 3,9	▲ 19,1	▲ 20,1	▲ 26,1	▲ 13,0	▲ 26,9	Regional Government Banks	
20	Swasta Nasional	2.785	41,6	▲ 1,0	▲ 4,3	▲ 5,4	▲ 8,8	▲ 10,0	▲ 21,1	Private National Banks	
21	Campuran	185	2,8	▲ 0,4	▲ 6,1	▲ 2,3	▲ 2,8	▼ 7,0	▼ (2,8)	Mixed / Joint Banks	
22	Asing	208	3,1	▼ (7,5)	▼ (1,1)	▼ (7,9)	▲ 5,1	▲ 4,2	▲ 19,3	Foreign Banks	
G. Valuta Simpanan											G. Currency
23	Rupiah (IDR)	5.755	86,0	▼ (0,2)	▲ 4,9	▲ 7,9	▲ 9,7	▲ 11,2	▲ 27,3	Rupiah (IDR)	
24	Valas	937	14,0	▼ (1,9)	▲ 3,7	▲ 7,5	▲ 12,9	▲ 12,7	▲ 27,2	Foreign Currencies	
H. BUKU Bank											H. Deposits by BUKU
25	BUKU I	41	0,6	▼ (0,9)	▲ 7,2	▲ 0,3	▼ (2,5)	▼ (15,2)	▼ (11,2)	BUKU I	
26	BUKU II	884	13,2	▲ 1,3	▲ 10,4	▲ 11,8	▲ 14,4	▲ 10,9	▲ 24,4	BUKU II	
27	BUKU III	1.951	29,2	▲ 1,2	▲ 8,5	▲ 7,5	▲ 11,1	▲ 9,9	▲ 21,7	BUKU III	
28	BUKU IV	3.816	57,0	▼ (1,6)	▲ 1,7	▲ 7,2	▲ 8,8	▲ 12,8	▲ 31,7	BUKU IV	
I. Cakupan Penjaminan (Rp 2 m)											I. Insurance Coverage (Rp 2 b)
29	Dijamin penuh (≤ Rp 2 miliar)	2.840	42,4	▲ 0,3	▲ 2,3	▲ 5,4	▲ 5,0	▲ 9,2	▲ 27,0	Fully insured (≤ Rp 2 billion)	
30	Dijamin sebagian* (> Rp 2 miliar)	588	8,8	▲ 0,1	▲ 2,2	▲ 3,9	▲ 3,7	▲ 6,0	▲ 18,0	Partially insured* (> Rp 2 billion)	
31	Tidak dijamin (> Rp 2 miliar)	3.264	48,8	▼ (1,2)	▲ 7,5	▲ 10,8	▲ 16,4	▲ 14,6	▲ 29,4	Not insured (> Rp 2 billion)	

*Hanya dijamin sebagian maksimal Rp2 Miliar

*Partially insured only max Rp2 billion

RINGKASAN DISTRIBUSI REKENING SIMPANAN DEPOSITS ACCOUNT DISTRIBUTION HIGHLIGHTS

II. REKENING											NUMBER OF ACCOUNT
No	Distribusi Simpanan	October-20	%	Perubahan (Change) (%)						Deposits Distribution	
				1M	3M	6M	YTD	1Y	3Y		
A. Deposits											A. Deposits
1	Jumlah Rekening	340.206.967	100,0	▲ 1,4	▲ 6,4	▲ 9,7	▲ 12,8	▲ 14,4	▲ 44,8	Accounts	
B. Jenis Simpanan											B. Type of Deposits
2	Giro	3.981.100	1,2	▲ 2,1	▲ 6,0	▲ 6,5	▲ 9,9	▲ 9,9	▲ 31,0	Demand Deposits	
3	Tabungan	331.056.071	97,3	▲ 1,4	▲ 6,5	▲ 9,9	▲ 12,9	▲ 14,6	▲ 45,2	Saving Account	
4	Deposit on Call	3.785	0,0	▼ (5,8)	▼ (19,8)	▼ (30,6)	▼ (43,0)	▼ (33,8)	▼ (32,9)	Deposit on Call	
5	Deposito	5.165.867	1,5	▲ 0,2	▲ 0,5	▲ 3,1	▲ 6,9	▲ 7,7	▲ 29,6	Time Deposits	
6	Sertifikat Deposito	144	0,0	▼ (6,5)	▼ (29,1)	▼ (33,9)	▼ (57,4)	▼ (49,3)	▼ (61,3)	Certificate of Time Deposits	
C. Kepemilikan Simpanan											C. Source of Fund
7	DPK	340.181.552	100,0	▲ 1,4	▲ 6,4	▲ 9,7	▲ 12,8	▲ 14,4	▲ 44,8	Third Party-Fund	
8	Simpanan dari Bank Lain	25.415	0,0	▲ 1,1	▲ 4,4	▲ 4,0	▼ (1,5)	▼ (0,1)	▼ (4,6)	Funds from Other Bank	
D. Jenis Usaha											D. Principal of Business
9	Konvensional	304.770.401	89,6	▲ 1,4	▲ 6,7	▲ 10,1	▲ 13,1	▲ 14,9	▲ 45,3	Conventional	
10	Syariah (Termasuk UUS)	35.436.566	10,4	▲ 0,9	▲ 3,9	▲ 6,7	▲ 10,1	▲ 11,0	▲ 40,7	Shariah	
E. Tiering Nominal											E. Tiering of Nominal
11	N ≤ 100 juta	334.422.484	98,3	▲ 1,4	▲ 6,5	▲ 9,8	▲ 12,9	▲ 14,5	▲ 45,1	N ≤ 100 million	
12	100 juta < N ≤ 200 juta	2.623.568	0,8	▲ 0,4	▲ 2,2	▲ 5,5	▲ 4,5	▲ 8,2	▲ 28,0	100 million < N ≤ 200 million	
13	200 juta < N ≤ 500 juta	1.840.085	0,5	▲ 0,4	▲ 1,6	▲ 5,0	▲ 5,7	▲ 10,2	▲ 32,8	200 million < N ≤ 500 million	
14	500 juta < N ≤ 1 miliar	709.250	0,2	▲ 0,1	▲ 1,8	▲ 4,5	▲ 4,6	▲ 9,8	▲ 28,3	500 million < N ≤ 1 billion	
15	1 miliar < N ≤ 2 miliar	317.772	0,1	▲ 0,2	▲ 2,0	▲ 6,0	▲ 7,0	▲ 9,7	▲ 23,1	1 billion < N ≤ 2 billion	
16	2 miliar < N ≤ 5 miliar	185.273	0,1	▼ (0,1)	▲ 1,7	▲ 3,3	▲ 2,7	▲ 5,1	▲ 16,8	2 billion < N ≤ 5 billion	
17	N > 5 miliar	108.535	0,0	▲ 0,5	▲ 3,2	▲ 5,1	▲ 5,5	▲ 7,6	▲ 20,1	N > 5 billion	
F. Kepemilikan Bank											F. Ownership
18	BUMN	222.232.466	65,3	▲ 1,9	▲ 9,0	▲ 13,1	▲ 16,5	▲ 18,3	▲ 53,3	State-Owned Enterprises (SOEs)	
19	BPD	36.666.788	10,8	▲ 0,2	▲ 0,1	▲ 2,6	▲ 4,5	▲ 5,3	▲ 22,2	Regional Government Banks	
20	Swasta Nasional	80.213.159	23,6	▲ 0,6	▲ 2,7	▲ 4,5	▲ 7,2	▲ 9,0	▲ 35,7	Private National Banks	
21	Campuran	865.361	0,3	▲ 0,2	▲ 1,8	▼ (0,9)	▲ 1,0	▲ 2,1	▲ 38,6	Mixed / Joint Banks	
22	Asing	229.193	0,1	▲ 0,2	▲ 0,3	▲ 0,2	▲ 0,5	▲ 1,9	▼ (7,8)	Foreign Banks	
G. Valuta Simpanan											G. Currency
23	Rupiah (IDR)	338.943.933	99,6	▲ 1,4	▲ 6,4	▲ 9,8	▲ 12,8	▲ 14,5	▲ 44,9	Rupiah (IDR)	
24	Valas	1.263.034	0,4	▲ 0,5	▲ 1,2	▲ 3,4	▼ (5,1)	▲ 10,0	▲ 24,4	Foreign Currencies	
H. BUKU Bank											H. Deposits by BUKU
25	BUKU I	2.175.103	0,6	▼ (0,5)	▼ (1,1)	▲ 1,9	▲ 5,3	▲ 6,9	▲ 1,8	BUKU I	
26	BUKU II	30.578.275	9,0	▲ 0,3	▲ 2,3	▲ 5,2	▲ 6,6	▲ 7,4	▲ 26,1	BUKU II	
27	BUKU III	65.194.386	19,2	▲ 0,7	▲ 2,2	▲ 4,3	▲ 7,6	▲ 9,3	▲ 38,9	BUKU III	
28	BUKU IV	242.259.203	71,2	▲ 1,7	▲ 8,3	▲ 12,0	▲ 15,2	▲ 17,0	▲ 49,9	BUKU IV	
I. Cakupan Penjaminan (Rp 2 m)											I. Insurance Coverage (Rp 2 b)
29	Dijamin penuh (≤ Rp 2 miliar)	339.913.159	99,9	▲ 1,4	▲ 6,4	▲ 9,7	▲ 12,8	▲ 14,4	▲ 44,8	Fully insured (≤ Rp 2 billion)	
30	Dijamin sebagian* (> Rp 2 miliar)	293.808	0,1	▲ 0,1	▲ 2,2	▲ 3,9	▲ 3,7	▲ 6,0	▲ 18,0	Partially insured* (> Rp 2 billion)	

*Hanya dijamin maksimal Rp2 Miliar

*Only insured max Rp2 billion

PETA MUSIMAN NOMINAL SIMPANAN (BULANAN)
DEPOSITS SEASONALITY HEATMAP (MoM)

SEASONALITY HEATMAP (MoM)

I. Nominal Simpanan

Year	Jan	Feb	Mar	Apr	Mei	Jun	Jul	Ags	Sep	Okt	Nov	Des
2020	-0,7%	1,6%	2,8%	-1,5%	0,8%	1,5%	0,6%	2,7%	2,4%	-0,4%	-	-
2019	-1,1%	0,7%	1,4%	0,0%	0,0%	2,3%	0,2%	0,0%	1,6%	0,3%	0,6%	0,6%
2018	-0,9%	0,4%	0,9%	0,3%	0,3%	1,0%	-0,1%	0,3%	1,6%	1,4%	0,4%	0,6%
2017	-0,1%	0,5%	1,7%	0,2%	1,8%	0,5%	-0,2%	0,4%	1,6%	0,6%	0,4%	1,6%
2016	-0,1%	1,0%	0,8%	0,3%	0,6%	1,2%	0,4%	0,4%	-0,1%	1,1%	1,7%	1,9%
2015	0,0%	1,3%	1,3%	0,6%	0,5%	1,9%	0,1%	0,8%	2,2%	-2,0%	-0,1%	0,5%

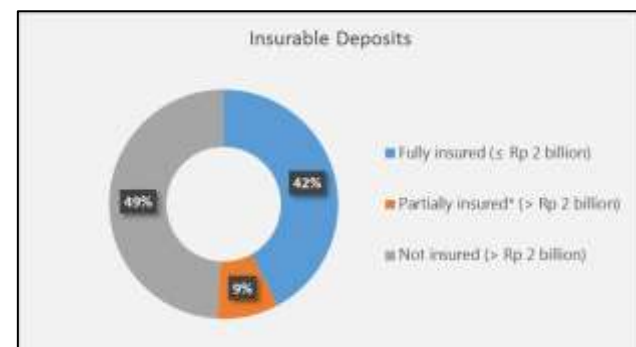
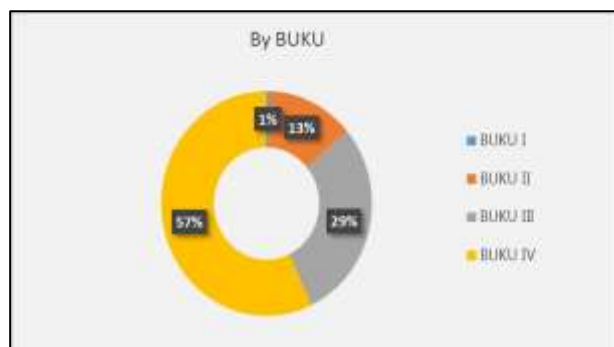
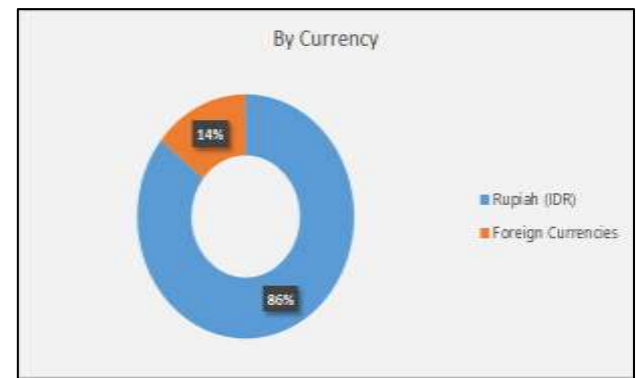
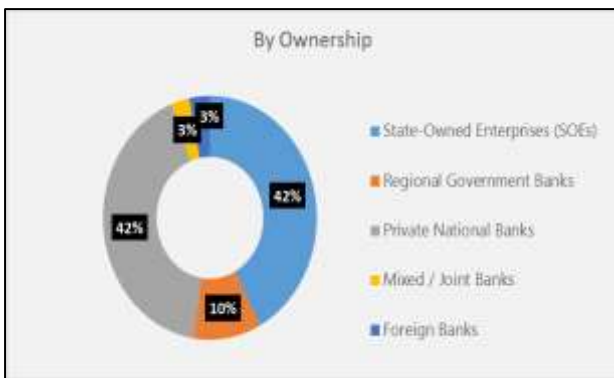
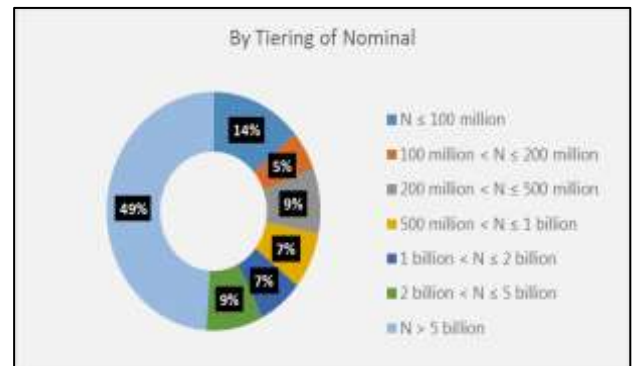
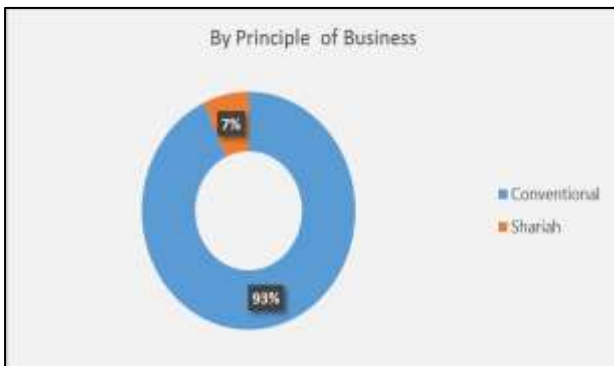
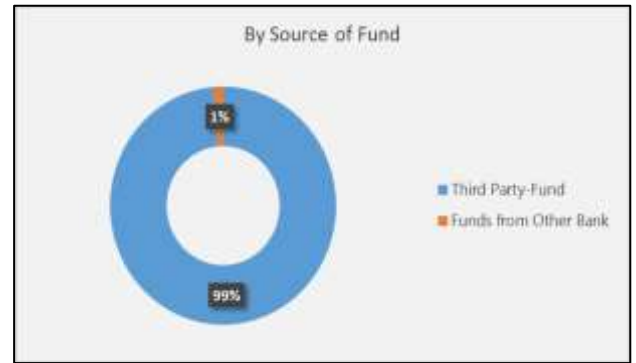
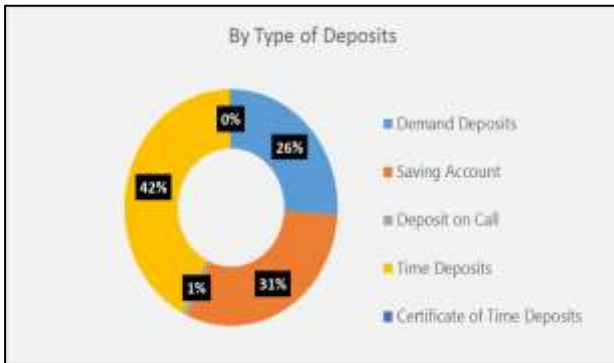
II. Nominal Simpanan Berdasarkan Tingkatan (≤ Rp100 juta)

Year	Jan	Feb	Mar	Apr	Mei	Jun	Jul	Ags	Sep	Okt	Nov	Des
2020	-2,6%	-0,4%	0,0%	1,0%	3,7%	-1,1%	-0,3%	1,0%	2,1%	0,5%	-	-
2019	-2,1%	-0,7%	-0,3%	0,5%	7,7%	-4,1%	0,7%	-0,8%	-0,1%	0,6%	1,0%	3,4%
2018	-2,6%	0,6%	-0,1%	0,9%	4,0%	-0,2%	0,8%	0,1%	-0,1%	0,2%	1,3%	3,6%
2017	-4,3%	0,0%	0,4%	-0,3%	0,6%	4,1%	-0,3%	0,5%	-0,3%	0,4%	2,4%	3,6%
2016	-2,9%	-0,1%	-0,5%	1,6%	-0,9%	7,3%	-3,5%	0,1%	0,0%	0,1%	2,1%	5,0%
2015	-3,0%	0,0%	-0,2%	1,8%	-1,0%	1,1%	3,2%	-1,5%	0,2%	1,6%	0,9%	4,8%

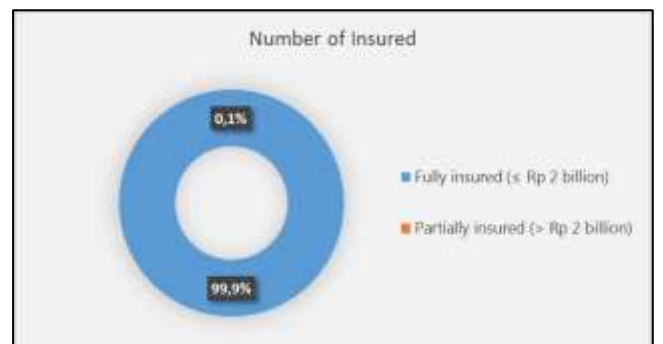
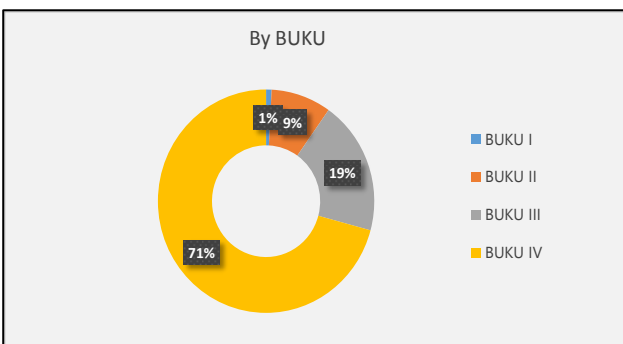
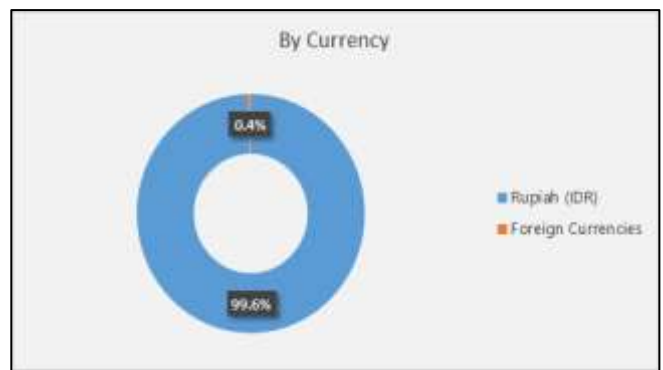
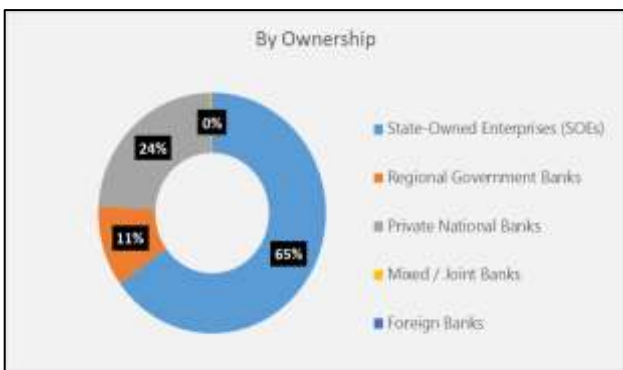
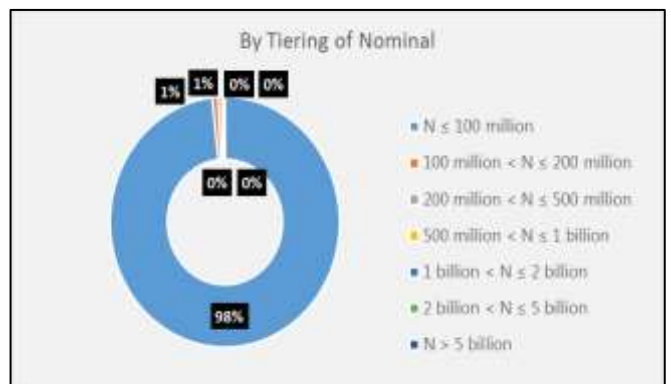
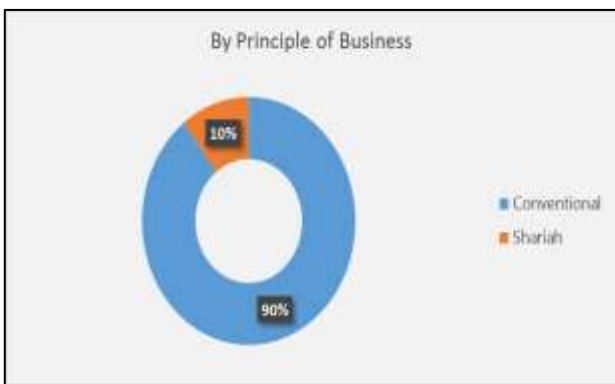
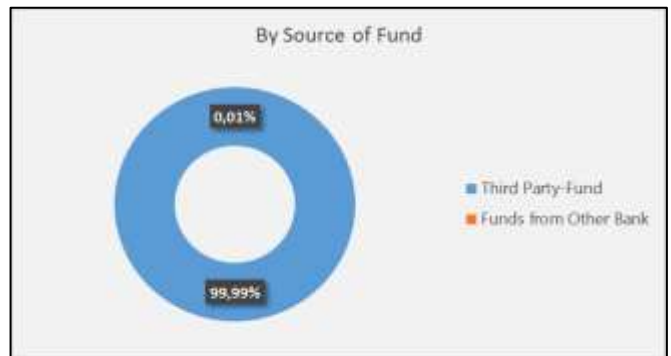
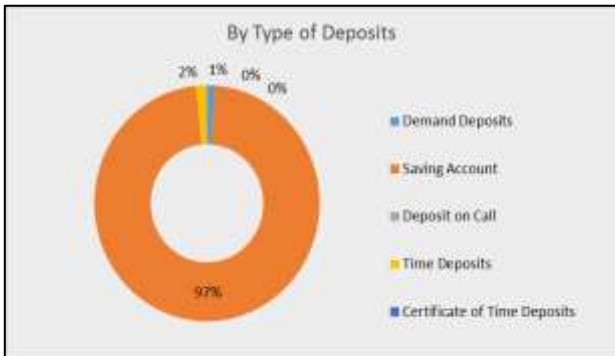
III. Nominal Simpanan Berdasarkan Tingkatan (> Rp5 miliar)

Year	Jan	Feb	Mar	Apr	Mei	Jun	Jul	Ags	Sep	Okt	Nov	Des
2020	0,4%	2,9%	5,7%	-3,8%	-0,3%	2,4%	1,0%	4,7%	3,9%	-1,1%	-	-
2019	-0,3%	1,7%	2,9%	-0,1%	-3,2%	4,6%	-0,5%	-0,1%	2,9%	0,2%	0,6%	-2,1%
2018	-0,2%	0,8%	2,1%	0,3%	-1,1%	1,1%	-1,3%	0,5%	3,1%	2,4%	0,3%	-2,7%
2017	2,6%	1,2%	3,9%	0,2%	3,0%	-1,4%	-0,8%	0,5%	2,9%	0,8%	-0,2%	-0,3%
2016	2,5%	2,5%	2,6%	-0,2%	0,9%	-0,7%	0,9%	0,2%	0,8%	2,4%	1,9%	-0,9%
2015	2,3%	2,9%	3,3%	0,5%	1,0%	3,1%	-1,7%	1,8%	3,4%	-3,8%	-1,3%	-4,9%

RINCIAN NOMINAL SIMPANAN NOMINAL BREAKDOWN (as of October 2020)



RINCIAN REKENING SIMPANAN ACCOUNT BREAKDOWN (as of October 2020)



SIMPANAN BERDASARKAN KEPEMILIKAN SIMPANAN, JENIS SIMPANAN DAN MATA UANG
DEPOSITS BY OWNERSHIP OF DEPOSITS, TYPE OF DEPOSITS AND CURRENCY

(as of October 2020)

Jenis Simpanan	Third Party-Fund		Funds from Other Bank		TOTAL		Type of Deposits
	Account	Nominal (Rp Trillion)	Account	Nominal (Rp Trillion)	Account	Nominal (Rp Trillion)	
Giro	3.970.658	1.692	10.442	46	3.981.100	1.739	Demand Deposits
Rupiah (IDR)	3.790.561	1.287	10.041	34	3.800.602	1.321	Rupiah (IDR)
Valuta Asing	180.097	405	401	12	180.498	417	Foreign Currencies
Tabungan	331.048.943	2.049	7.128	6	331.056.071	2.055	Saving Account
Rupiah (IDR)	330.119.306	1.895	7.122	6	330.126.428	1.901	Rupiah (IDR)
Valuta Asing	929.637	154	6	0	929.643	154	Foreign Currencies
Deposito on Call	3.650	48	135	10	3.785	58	Deposit on Call
Rupiah (IDR)	3.480	42	135	10	3.615	52	Rupiah (IDR)
Valuta Asing	170	6	-	-	170	6	Foreign Currencies
Deposito	5.158.292	2.809	7.575	19	5.165.867	2.828	Time Deposits
Rupiah (IDR)	5.005.582	2.454	7.562	15	5.013.144	2.469	Rupiah (IDR)
Valuta Asing	152.710	356	13	4	152.723	360	Foreign Currencies
Sertifikat Deposito	9	0	135	11	144	11	Certificate of Time Deposits
Rupiah (IDR)	9	0	135	11	144	11	Rupiah (IDR)
Valuta Asing	-	-	-	-	-	-	Foreign Currencies
TOTAL	340.181.552	6.598	25.415	93	340.206.967	6.692	TOTAL
Rupiah (IDR)	338.918.938	5.677	24.995	77	338.943.933	5.755	Rupiah (IDR)
Valuta Asing	1.262.614	921	420	16	1.263.034	937	Foreign Currencies

SIMPANAN BERDASARKAN KEPEMILIKAN SIMPANAN, TIERING NOMINAL DAN MATA UANG
DEPOSITS BY OWNERSHIP OF DEPOSITS, NOMINAL TIERING AND CURRENCY

(as of October 2020)

Jenis Simpanan	Third Party-Fund		Funds from Other Bank		TOTAL		Type of Deposits
	Account	Nominal (Rp Trillion)	Account	Nominal (Rp Trillion)	Account	Nominal (Rp Trillion)	
N ≤ 100 Jt	334.412.703	918	9.781	0	334.422.484	918	N ≤ 100 M
Rupiah (IDR)	333.462.643	904	9.685	0	333.472.328	904	Rupiah (IDR)
Valuta Asing	950.060	14	96	0	950.156	14	Foreign Currencies
100 Jt < N ≤ 200 Jt	2.621.499	367	2.069	0	2.623.568	368	100 M < N ≤ 200 M
Rupiah (IDR)	2.516.775	353	2.044	0	2.518.819	353	Rupiah (IDR)
Valuta Asing	104.724	15	25	0	104.749	15	Foreign Currencies
200 Jt < N ≤ 500 Jt	1.835.874	588	4.211	2	1.840.085	590	200 M < N ≤ 500 M
Rupiah (IDR)	1.735.900	556	4.179	2	1.740.079	558	Rupiah (IDR)
Valuta Asing	99.974	32	32	0	100.006	32	Foreign Currencies
500 Jt < N ≤ 1 M	705.735	509	3.515	3	709.250	512	500 M < N ≤ 1 B
Rupiah (IDR)	659.176	477	3.479	3	662.655	479	Rupiah (IDR)
Valuta Asing	46.559	33	36	0	46.595	33	Foreign Currencies
1 M < N ≤ 2 M	315.161	448	2.611	4	317.772	452	1 B < N ≤ 2 B
Rupiah (IDR)	287.602	410	2.580	4	290.182	414	Rupiah (IDR)
Valuta Asing	27.559	39	31	0	27.590	39	Foreign Currencies
2 M < N ≤ 5 M	183.500	573	1.773	6	185.273	579	2 B < N ≤ 5 B
Rupiah (IDR)	166.423	520	1.728	6	168.151	526	Rupiah (IDR)
Valuta Asing	17.077	53	45	0	17.122	53	Foreign Currencies
N > 5 M	107.080	3.194	1.455	78	108.535	3.272	N > 5 B
Rupiah (IDR)	90.419	2.458	1.300	63	91.719	2.521	Rupiah (IDR)
Valuta Asing	16.661	736	155	16	16.816	752	Foreign Currencies
TOTAL	340.181.552	6.598	25.415	93	340.206.967	6.692	TOTAL
Rupiah (IDR)	338.918.938	5.677	24.995	77	338.943.933	5.755	Rupiah (IDR)
Valuta Asing	1.262.614	921	420	16	1.263.034	937	Foreign Currencies

SIMPANAN BERDASARKAN KEPEMILIKAN SIMPANAN, JENIS SIMPANAN DAN MATA UANG
DEPOSITS BY OWNERSHIP OF DEPOSITS, NOMINAL OF DEPOSITS AND CURRENCY (as of October 2020)

Jenis Simpanan	Third Party-Fund			Funds from Other Bank			TOTAL		Type of Deposits
	Account	Nominal (Rp Trillion)	Nominal	Account	Nominal (Rp Trillion)	Nominal	Account	Nominal (Rp Trillion)	
N ≤ 2 M	339.890.972	2.831	2.830.721	22.187	9	9.092	339.913.159	2.840	N ≤ IDR 2 B
Rupiah (IDR)	338.662.096	2.699	2.698.636	21.967	9	9.007	338.684.063	2.708	Rupiah (IDR)
Valuta Asing	1.228.876	132	132.085	220	0	85	1.229.096	132	Foreign Currencies
N > 2 M	290.580	3.768	3.767.739	3.228	84	83.952	293.808	3.852	N > IDR 2 B
Rupiah (IDR)	256.842	2.979	2.978.634	3.028	68	68.262	259.870	3.047	Rupiah (IDR)
Valuta Asing	33.738	789	789.105	200	16	15.690	33.938	805	Foreign Currencies
TOTAL	340.181.552	6.598	6.598.460	25.415	93	93.044	340.206.967	6.692	TOTAL
Rupiah (IDR)	338.918.938	5.677	5.677.271	24.995	77	77.269	338.943.933	5.755	Rupiah (IDR)
Valuta Asing	1.262.614	921	921.190	420	16	15.775	1.263.034	937	Foreign Currencies

SIMPANAN BERDASARKAN KEPEMILIKAN SIMPANAN, JENIS SIMPANAN DAN MATA UANG
DEPOSITS BY OWNERSHIP OF DEPOSITS, INSURED DEPOSITS AND CURRENCY (as of October 2020)

Jenis Simpanan	Third Party-Fund			Funds from Other Bank			TOTAL		Type of Deposits
	Account	Nominal (Rp Trillion)	Nominal	Account	Nominal (Rp Trillion)	Nominal	Account	Nominal (Rp Trillion)	
N ≤ 2 M (Dijamin Seluruh)	339.890.972	2.831	2.830.721	22.187	9	9.092	339.913.159	2.840	N ≤ IDR 2 B (Fully insured)
Rupiah (IDR)	338.662.096	2.699	2.698.636	21.967	9	9.007	338.684.063	2.708	Rupiah (IDR)
Valuta Asing	1.228.876	132	132.085	220	0	85	1.229.096	132	Foreign Currencies
N > 2 M (Dijamin Sebagian)	290.580	581	581.160	3.228	6	6.456	293.808	588	N > IDR 2 B (Partially insured)
Rupiah (IDR)	256.842	514	513.684	3.028	6	6.056	259.870	520	Rupiah (IDR)
Valuta Asing	33.738	67	67.476	200	0	400	33.938	68	Foreign Currencies
TOTAL	340.181.552	3.412	3.411.881	25.415	16	15.548	340.206.967	3.427	TOTAL
Rupiah (IDR)	338.918.938	3.212	3.212.320	24.995	15	15.063	338.943.933	3.227	Rupiah (IDR)
Valuta Asing	1.262.614	200	199.561	420	0	485	1.263.034	200	Foreign Currencies

SIMPANAN BERDASARKAN PROVINSI
DEPOSITS BY PROVINCES
(as of October 2020)

No	Provinsi (Province)	Jumlah Rekening (Number of Account)*	Nominal* (Rp Trillion)
1	Aceh	1.797.525	24
2	Bali	656.322	23
3	Banten	183.561	4
4	Bengkulu	392.003	7
5	Daerah Istimewa Yogyakarta	889.023	12
6	Daerah Khusus Ibukota Jakarta	305.537.785	6.020
7	Jambi	356.450	10
8	Jawa Barat	5.905.357	126
9	Jawa Tengah	2.600.351	75
10	Jawa Timur	5.796.026	88
11	Kalimantan Barat	1.875.271	17
12	Kalimantan Selatan	411.272	13
13	Kalimantan Tengah	378.464	9
14	Kalimantan Timur	986.317	29
15	Lampung	523.655	8
16	Maluku	339.114	7
17	Nusa Tenggara Barat	915.585	8
18	Nusa Tenggara Timur	1.501.741	14
19	Papua	1.500.143	29
20	Riau	748.091	25
21	Sulawesi Selatan	731.268	21
22	Sulawesi Tengah	394.853	6
23	Sulawesi Tenggara	478.987	10
24	Sulawesi Utara	473.524	16
25	Sumatera Barat	1.955.055	21
26	Sumatera Selatan	1.215.685	26
27	Sumatera Utara	1.663.539	43
	TOTAL	340.206.967	6.692

*) Based on head office in provinces.