

Distribusi Simpanan Bank Umum

Periode September 2019



KATA PENGANTAR

Distribusi Simpanan Bank Umum merupakan media informasi yang menyajikan data mengenai simpanan Bank Umum yang diterbitkan setiap bulan oleh Lembaga Penjamin Simpanan untuk memberikan informasi perkembangan simpanan perbankan khususnya Bank Umum.

Sehubungan dengan kebutuhan penyajian informasi data simpanan yang lebih mudah dipahami (*user friendly*), mulai bulan Januari 2018 LPS menyajikan Distribusi Simpanan Bank Umum dengan menggunakan format baru tanpa mengurangi esensi pada format sebelumnya.

Selanjutnya dalam rangka mempertimbangkan kebutuhan pembaca pada penggunaan Distribusi Simpanan Bank Umum, kami menerima masukan (saran dan kritik) terhadap format baru Distribusi Simpanan Bank Umum yang dapat disampaikan melalui *email* Group Penanganan Premi Penjaminan LPS yaitu humas@lps.go.id.

DAFTAR ISI

Keterangan	4
1. Total Simpanan dan Jumlah Rekening	5
1.1. Total Simpanan dan Jumlah Rekening Pada Bank Umum	5
1.2. Pertumbuhan Total Simpanan dan Jumlah Rekening (MoM)	5
1.3. Pertumbuhan Simpanan dan Jumlah Rekening (YoY)	6
2. Distribusi Total Simpanan Dan Jumlah Rekening	7
2.1. Total Simpanan dan Jumlah Rekening Berdasarkan Jenis Simpanan	7
2.1.1. Distribusi Total Simpanan dan Jumlah Rekening Berdasarkan Jenis Simpanan	7
2.2. Total Simpanan dan Jumlah Rekening Berdasarkan Kepemilikan Simpanan	8
2.3. Total Simpanan dan Jumlah Rekening Berdasarkan Jenis Usaha	8
2.4. Total Simpanan dan Jumlah Rekening Berdasarkan Tiering Nominal dan Simpanan Yang Dijamin	9
2.4.1. Distribusi Jumlah Rekening Berdasarkan Rekening yang Dijamin	10
2.4.2. Distribusi Total Simpanan Berdasarkan Simpanan yang Dijamin	10
2.5. Total Simpanan dan Jumlah Rekening Berdasarkan Kepemilikan Bank	11
2.6. Total Simpanan dan Jumlah Rekening Berdasarkan Valuta	11
Lampiran	12
1. Lampiran 1: Pertumbuhan Simpanan dan Jumlah Rekening Selama 5 Tahun (YoY)	12
2. Lampiran 2: Total Simpanan dan Jumlah Rekening Berdasarkan Kepemilikan Simpanan, Jenis Simpanan dan Valuta	13
3. Lampiran 3: Total Simpanan dan Jumlah Rekening Berdasarkan Kepemilikan Simpanan, Tiering Nominal dan Valuta	14
4. Lampiran 4: Total Simpanan dan Jumlah Rekening Berdasarkan Kepemilikan Simpanan, Besaran Nilai Simpanan dan Valuta	15
5. Lampiran 5: Total Simpanan dan Jumlah Rekening Yang Dijamin Berdasarkan Kepemilikan Simpanan, Simpanan yang Dijamin dan Valuta	16
6. Lampiran 6: Total Simpanan dan Jumlah Rekening Berdasarkan Propinsi	17

DAFTAR TABEL

Tabel 1	Total Simpanan dan Jumlah Rekening Pada Bank Umum	5
Tabel 2	Total Simpanan dan Jumlah Rekening Berdasarkan Jenis Simpanan	7
Tabel 3	Total Simpanan dan Jumlah Rekening Berdasarkan Kepemilikan Simpanan	8
Tabel 4	Total Simpanan dan Jumlah Rekening Berdasarkan Jenis Usaha	8
Tabel 5	Total Simpanan dan Jumlah Rekening Berdasarkan Tiering Nominal dan Simpanan Yang Dijamin	9
Tabel 6	Distribusi Jumlah Rekening Berdasarkan Rekening yang Dijamin	10
Tabel 7	Distribusi Total Simpanan Berdasarkan Simpanan yang Dijamin	10
Tabel 8	Total Simpanan dan Jumlah Rekening Berdasarkan Kepemilikan Bank	11
Tabel 9	Total Simpanan dan Jumlah Rekening Berdasarkan Valuta	11

DAFTAR GAMBAR

Gambar 1a	Pertumbuhan Total Simpanan dan Jumlah Rekening (MoM)	5
Gambar 1b	Pertumbuhan Simpanan dan Jumlah Rekening (YoY)	6
Gambar 2a	Distribusi Total Simpanan Berdasarkan Jenis Simpanan	7
Gambar 2b	Distribusi Jumlah Rekening Berdasarkan Jenis Simpanan	7
Gambar 2c	Distribusi Jumlah Rekening Berdasarkan Rekening yang Dijamin	10
Gambar 2d	Distribusi Total Simpanan Berdasarkan Simpanan yang Dijamin	10

KETERANGAN

Sumber Data

Laporan Posisi Simpanan yang disampaikan oleh 111 bank umum kepada Lembaga Penjamin Simpanan yang terdiri dari 97 Bank Umum Konvensional dan 14 Bank Umum Syariah.

Definisi

1. Simpanan meliputi dana pihak ketiga dan simpanan dari bank lain.
2. Simpanan Yang Dijamin meliputi:
 - a. seluruh simpanan dengan nominal sampai dengan Rp2 miliar;
 - b. porsi simpanan yang dijamin (Rp2 miliar) dari seluruh simpanan dengan nominal di atas Rp2 miliar.
3. Besaran Nilai Simpanan Yang Dijamin adalah Rp2 miliar per nasabah per bank sebagaimana diatur dalam Peraturan Pemerintah No. 66 Tahun 2008.

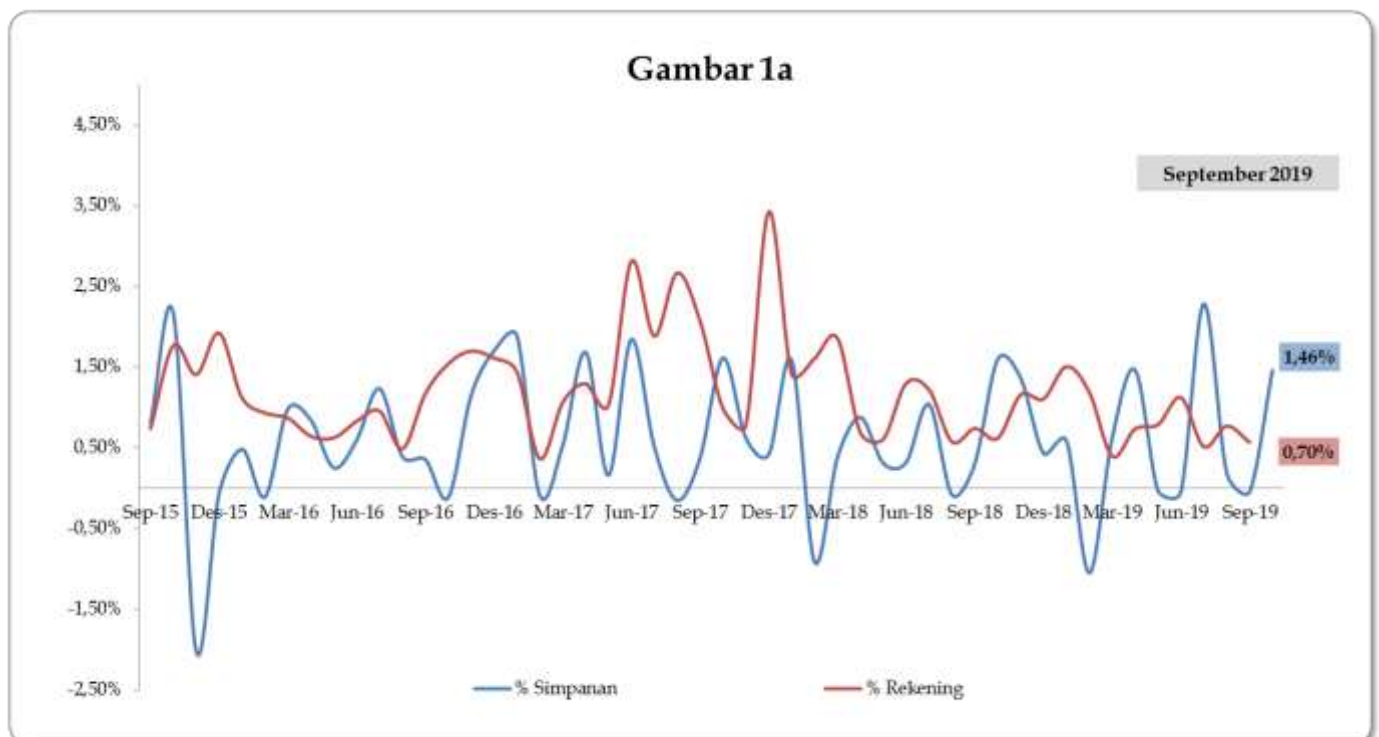
1. Total Simpanan dan Jumlah Rekening

1.1. Tabel Total Simpanan dan Jumlah Rekening Pada Bank Umum

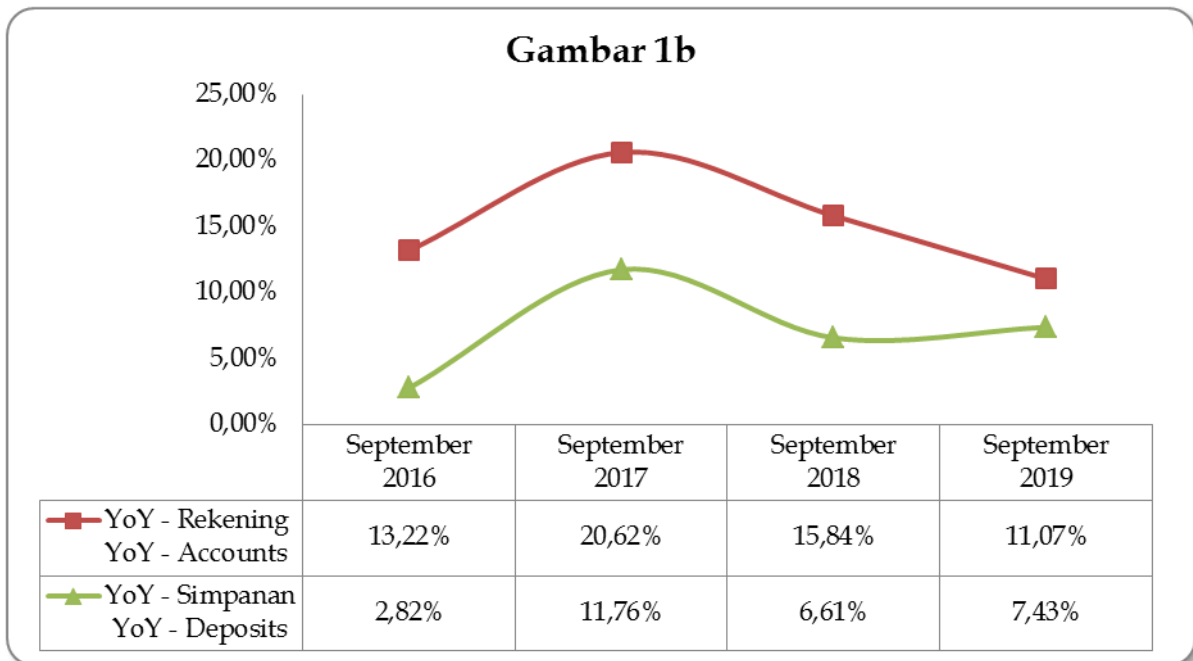
Tabel 1										
Total Simpanan dan Jumlah Rekening (Total Deposits and Number of Accounts) (Rp Miliar/Billion IDR)										
Bulan (Month)	2015		2016		2017		2018		2019	
	Rekening (Account)	Nominal (Nominal)	Rekening (Account)	Nominal (Nominal)	Rekening (Account)	Nominal (Nominal)	Rekening (Account)	Nominal (Nominal)	Rekening (Account)	Nominal (Nominal)
Januari	161.428.538	4.168.841	177.136.748	4.468.853	200.026.990	4.895.913	246.293.377	5.314.298	279.039.520	5.644.464
Februari	162.168.106	4.222.482	178.672.163	4.512.751	202.143.418	4.921.567	250.866.218	5.334.452	280.141.145	5.679.740
Maret	163.591.483	4.279.063	179.821.572	4.550.903	204.761.849	5.004.481	252.591.551	5.381.240	282.196.590	5.762.959
April	161.703.787	4.305.689	180.940.098	4.562.444	206.867.345	5.012.485	254.122.064	5.397.793	284.415.400	5.761.203
Mei	161.794.457	4.327.966	182.436.133	4.589.454	212.680.824	5.104.851	257.422.593	5.415.004	287.606.232	5.758.387
Juni	163.120.385	4.411.687	184.178.757	4.646.114	216.688.379	5.131.044	260.561.209	5.471.157	289.083.522	5.889.922
Juli	163.802.232	4.415.321	185.076.038	4.664.250	222.462.654	5.123.267	262.058.782	5.466.633	291.306.075	5.901.140
Agustus	165.008.226	4.450.891	187.238.755	4.680.848	227.069.520	5.142.246	263.996.187	5.483.210	292.960.624	5.898.423
September	167.924.825	4.546.948	190.121.455	4.675.317	229.315.700	5.225.164	265.628.034	5.570.769	295.024.628	5.984.425
Oktober	170.285.831	4.454.886	193.352.001	4.728.887	231.101.840	5.257.690	268.699.399	5.646.758		
Nopember	173.560.667	4.452.219	196.468.148	4.809.306	239.012.333	5.279.734	271.672.859	5.671.052		
Desember	175.501.915	4.473.772	199.301.222	4.900.193	242.396.164	5.363.316	275.764.037	5.704.429		

1.2. Pertumbuhan Total Simpanan dan Jumlah Rekening (MoM)

Gambar 1a Pertumbuhan Total Simpanan dan Jumlah Rekening (MoM)



1.3. Pertumbuhan Total Simpanan dan Jumlah Rekening (YoY)



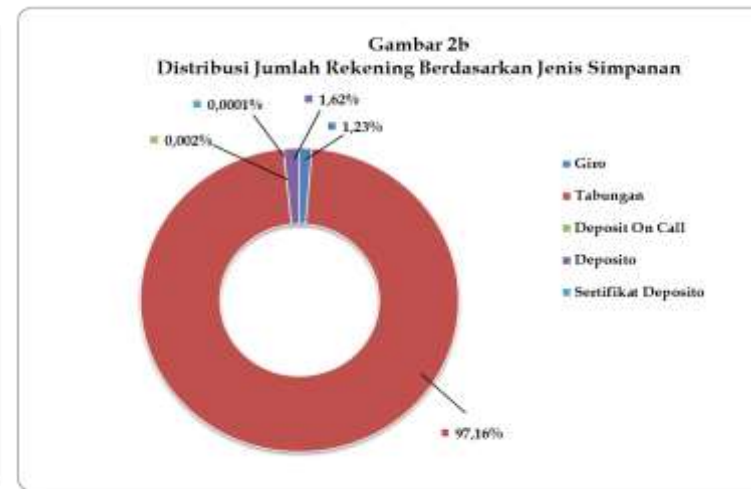
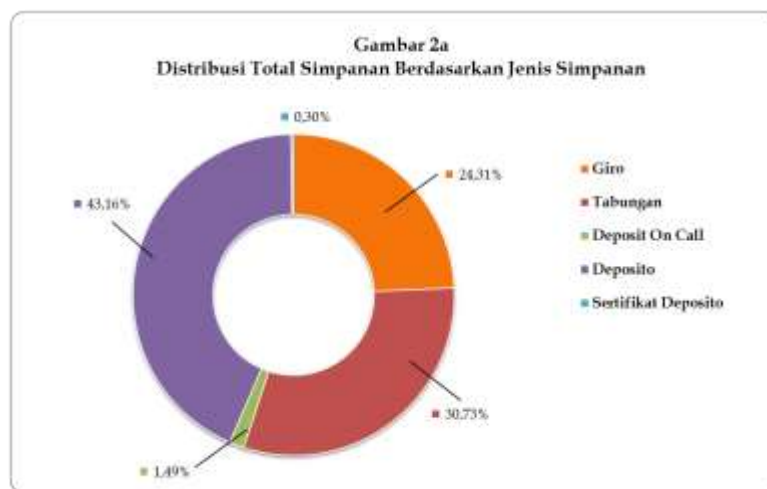
Gambar 1b Pertumbuhan Total Simpanan dan Jumlah Rekening (YoY)

2. Distribusi Total Simpanan Dan Jumlah Rekening

2.1. Total Simpanan dan Jumlah Rekening Berdasarkan Jenis Simpanan

Tabel 2 Total Simpanan dan Jumlah Rekening Berdasarkan Jenis Simpanan (Total Deposits and Number of Accounts by Type of Deposits) (Rp Miliar/Billion IDR)												
Jenis Simpanan (Type of Deposits)	Agustus 2019				September 2019				Δ MoM			
	Rekening (Account)	%	Nominal (Nominal)	%	Rekening (Account)	%	Nominal (Nominal)	%	Δ Rekening (Δ Account)	%	Δ Nominal (Δ Nominal)	%
Giro (Demand Deposits)	3.686.911	1,27%	1.387.621	23,53%	3.601.751	1,22%	1.454.949	24,31%	(85.160)	-2,31%	67.328	4,85%
Tabungan (Saving Account)	284.501.419	97,10%	1.828.887	31,00%	286.650.663	97,16%	1.839.118	30,73%	2.149.244	0,76%	10.233	0,56%
Deposit on Call	5.564	0,00%	85.394	1,45%	5.692	0,00%	89.421	1,49%	128	2,30%	4.026	4,71%
Deposito (Time Deposits)	4.766.455	1,63%	2.581.193	43,76%	4.766.209	1,62%	2.582.762	43,16%	(246)	-0,01%	1.571	0,06%
Sertifikat Deposito (Certificate of Time Deposits)	275	0,00%	15.328	0,26%	313	0,00%	18.175	0,31%	38	13,82%	2.847	18,57%
Total	292.960.624	100,00%	5.898.423	100,00%	295.024.628	100,00%	5.984.425	100,00%	2.064.004	0,70%	86.001	1,46%

2.1.1. Distribusi Total Simpanan dan Jumlah Rekening Berdasarkan Jenis Simpanan Periode September 2019



Keterangan: Persentase simpanan pada masing-masing jenis simpanan merupakan persentase terhadap total simpanan

2.2. Total Simpanan dan Jumlah Rekening Berdasarkan Kepemilikan Simpanan

Tabel 3												
Total Simpanan dan Jumlah Rekening Berdasarkan Kepemilikan Simpanan (Total Deposits and Number of Accounts by Ownership of Deposits) (Rp Miliar/Billion IDR)												
Kepemilikan Simpanan (Ownership of Deposits)	Agustus 2019				September 2019				Δ MoM			
	Rekening (Account)	%	Nominal (Nominal)	%	Rekening (Account)	%	Nominal (Nominal)	%	Δ Rekening (Δ Account)	%	Δ Nominal (Δ Nominal)	%
Dana Pihak Ketiga (Third Party-Fund)	292.935.686	99,99%	5.799.597	98,32%	294.999.518	99,99%	5.879.840	98,25%	2.063.832	0,70%	80.243	1,384%
Simpanan Dari Bank Lain (Funds From Other Bank)	24.938	0,01%	98.826	1,68%	25.110	0,01%	104.585	1,75%	172	0,69%	5.758	5,83%
Total	292.960.624	100,00%	5.898.423	100,00%	295.024.628	100,00%	5.984.425	100,00%	2.064.004	0,70%	86.001	1,46%

Keterangan: Persentase simpanan pada masing-masing jenis simpanan merupakan persentase terhadap total simpanan

2.3. Total Simpanan dan Jumlah Rekening Berdasarkan Jenis Usaha

Tabel 4												
Total Simpanan dan Jumlah Rekening Berdasarkan Jenis Usaha Bank (Total Deposits and Number of Accounts by Type of Business Banks) (Rp Miliar/Billion IDR)												
Jenis Usaha (Type of Business Banks)	Agustus 2019				September 2019				Δ MoM			
	Rekening (Account)	%	Nominal (Nominal)	%	Rekening (Account)	%	Nominal (Nominal)	%	Δ Rekening (Δ Account)	%	Δ Nominal (Δ Nominal)	%
Konvensional (Conventional)	266.745.553	91,05%	5.632.858	95,50%	268.564.227	91,03%	5.715.547	95,51%	1.818.674	0,68%	82.688	1,468%
Syariah (Sharia)	26.215.071	8,95%	265.565	4,50%	26.460.401	8,97%	268.878	4,49%	245.330	0,94%	3.313	1,25%
Total	292.960.624	100,00%	5.898.423	100,00%	295.024.628	100,00%	5.984.425	100,00%	2.064.004	0,70%	86.001	1,46%

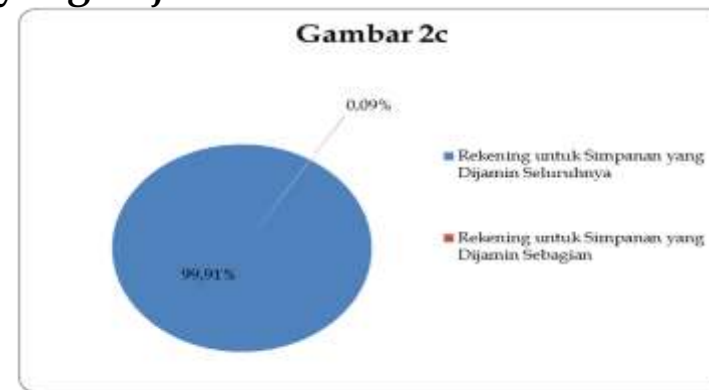
Keterangan: Persentase simpanan pada masing-masing jenis simpanan merupakan persentase terhadap total simpanan

2.4. Total Simpanan dan Jumlah Rekening Berdasarkan Tiering Nominal dan Simpanan Yang Dijamin

Tabel 5 Total Simpanan dan Jumlah Rekening Berdasarkan Tiering Nominal (Total Deposits and Number of Accounts by Tiering of Nominal) (Rp Miliar/Billion IDR)												
Tiering Nominal (Tiering of Nominal)	Agustus 2019				September 2019				Δ MoM			
	Rekening (Account)	%	Nominal (Nominal)	%	Rekening (Account)	%	Nominal (Nominal)	%	Δ Rekening (Δ Account)	%	Δ Nominal (Δ Nominal)	%
N ≤ 100 Jt	287.687.880	98,20%	841.596	14,28%	289.744.120	98,21%	840.437	14,05%	2.056.240	0,71%	(1.159)	-0,14%
100 Jt < N ≤ 200 Jt	2.409.444	0,82%	338.261	5,73%	2.411.194	0,82%	338.510	5,66%	1.750	0,07%	249	0,07%
200 Jt < N ≤ 500 Jt	1.662.848	0,57%	533.655	9,05%	1.662.975	0,56%	533.868	8,92%	127	0,01%	213	0,04%
500 Jt < N ≤ 1 M	638.898	0,22%	462.605	7,84%	640.979	0,22%	464.002	7,75%	2.081	0,33%	1.396	0,30%
1 M < N ≤ 2 M	287.401	0,10%	409.436	6,94%	288.350	0,10%	410.591	6,86%	949	0,33%	1.155	0,28%
2 M < N ≤ 5 M	174.420	0,06%	546.988	9,27%	176.657	0,06%	553.449	9,25%	2.237	1,28%	6.460	1,18%
N > 5 M	99.733	0,03%	2.765.882	46,89%	100.353	0,03%	2.843.568	47,52%	620	0,62%	77.686	2,81%
Total	292.960.624	100,00%	5.898.423	100,00%	295.024.628	100,00%	5.984.425	100,00%	2.064.004	0,70%	86.001	1,46%

2.4.1. Distribusi Jumlah Rekening Berdasarkan Rekening yang Dijamin

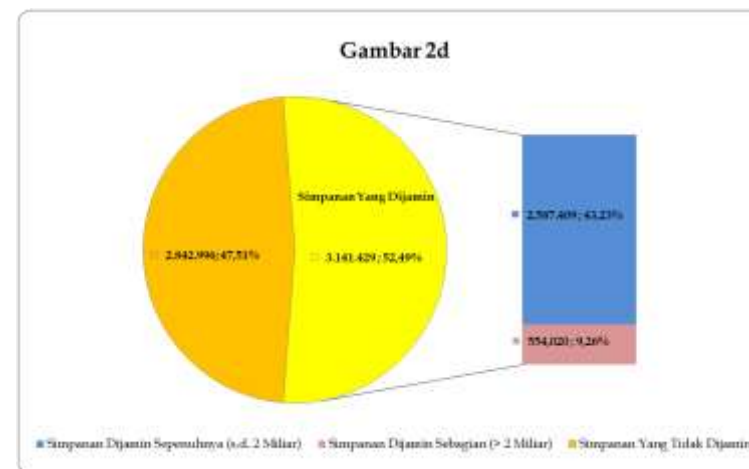
Tabel 6 Distribusi Rekening berdasarkan Rekening Yang Dijamin (Distribution of Accounts by Insured Accounts) September 2019			
Keterangan	Nominal Simpanan	Jumlah Rekening	%
Rekening untuk Simpanan yang Dijamin Seluruhnya	≤ 2 Miliar	294.747.618	99,91%
Rekening untuk Simpanan yang Dijamin Sebagian	> 2 Miliar	277.010	0,09%
Total Rekening		295.024.628	100,00%



Gambar 2c Distribusi Jumlah Rekening Berdasarkan Rekening Yang Dijamin September 2019

2.4.2. Distribusi Total Simpanan Berdasarkan Simpanan yang Dijamin

Tabel 7 Distribusi Simpanan Berdasarkan Simpanan Yang Dijamin (Distribution of Deposits by Insured Deposits) (Rp Miliar/Billion IDR) September 2019			
Keterangan	Nominal Simpanan	Total Nominal	%
Simpanan Dijamin Sepenuhnya	≤ 2 Miliar	2.587.409	43,23%
Simpanan Dijamin Sebagian	> 2 Miliar	554.020	9,26%
Subtotal Simpanan Dijamin		3.141.429	52,49%
Simpanan Tidak Dijamin	> 2 Miliar	2.842.996	47,51%
Subtotal Simpanan Tidak Dijamin		2.842.996	100,00%
Total		5.984.425	



2.5. Total Simpanan dan Jumlah Rekening Berdasarkan Kepemilikan Bank

Tabel 8 Total Simpanan dan Jumlah Rekening Berdasarkan Kepemilikan Bank (Total Deposits and Number of Accounts by Group of Banks) (Rp Miliar/Billion IDR)																
Kepemilikan Bank (Group of Banks)	Agustus 2019					September 2019					Δ MoM					
	Jumlah Bank (Number of Banks)	Rekening (Account)	%	Nominal (Nominal)	%	Jumlah Bank (Number of Banks)	Rekening (Account)	%	Nominal (Nominal)	%	Δ Jumlah Bank (Δ Number of Banks)	%	Δ Rekening (Δ Account)	%	Δ Nominal (Δ Nominal)	%
Pemerintah (State Banks)	4	185.299.178	63,24%	2.449.155	41,52%	4	186.467.583	63,20%	2.503.586	41,84%	0	0,00%	1.168.405	0,63%	54.431	2,22%
BPD (Regional Government Banks)	26	34.240.791	11,69%	558.216	9,46%	26	34.414.744	11,66%	576.652	9,63%	0	0,00%	173.953	0,51%	18.436	3,30%
Swasta Nasional (Private National Banks)	62	72.359.821	24,70%	2.528.051	42,87%	61	73.077.356	24,77%	2.527.986	42,24%	(1)	0,00%	717.535	0,99%	(65)	0,00%
Campuran (Joint Banks)	12	839.426	0,29%	176.972	3,00%	12	842.941	0,29%	180.649	3,02%	0	0,00%	3.515	0,42%	3.676	2,08%
Asing (Foreign Banks)	8	221.408	0,08%	186.029	3,15%	8	222.004	0,08%	195.552	3,27%	0	0,00%	596	0,27%	9.522	5,12%
Total	112	292.960.624	100,00%	5.898.423	100,00%	111	295.024.628	100,00%	5.984.425	100,00%	(1)	0,00%	2.064.004	0,70%	86.001	1,46%

Keterangan: Persentase simpanan pada masing-masing jenis simpanan merupakan persentase terhadap total simpanan

2.6. Total Simpanan dan Jumlah Rekening Berdasarkan Valuta

Tabel 9 Total Simpanan dan Jumlah Rekening Berdasarkan Valuta (Total Deposits and Number of Accounts by Currency) (Rp Miliar/Billion IDR)												
Jenis Simpanan (Type of Deposits)	Agustus 2019				September 2019				Δ MoM			
	Rekening (Account)	%	Nominal (Nominal)	%	Rekening (Account)	%	Nominal (Nominal)	%	Δ Rekening (Δ Account)	%	Δ Nominal (Δ Nominal)	%
Rupiah (IDR)	291.814.542	99,61%	5.084.921	86,21%	293.891.142	99,62%	5.146.281	85,99%	2.076.600	0,71%	61.361	1,21%
Valas (Currency)	1.146.082	0,39%	813.502	13,79%	1.133.486	0,38%	838.144	14,01%	(12.596)	-1,10%	24.640	3,03%
Total	292.960.624	100,00%	5.898.423	100,00%	295.024.628	100,00%	5.984.425	100,00%	2.064.004	0,70%	86.001	1,46%

Keterangan: Persentase simpanan pada masing-masing jenis simpanan merupakan persentase terhadap total simpanan

Lampiran (Periode September 2019)

Lampiran 1

Pertumbuhan Simpanan dan Jumlah Rekening Selama 5 Tahun (YoY)

Tabel 1.1 Pertumbuhan Total Simpanan dan Jumlah Rekening (Growth of Total Deposits and The Number of Accounts) Year on Year (YoY)						
Tahun	Rekening	Nominal (Rp Miliar)	Rekening		Nominal	
			Δ	%Δ	Δ (Rp Miliar)	%Δ
2015*	175.501.915	4.473.772	14.620.158	9,09%	305.214	7,32%
2016*	199.301.222	4.900.193	23.799.307	13,56%	426.421	9,53%
2017*	242.396.164	5.363.316	43.094.942	21,62%	463.123	9,45%
2018*	275.764.037	5.704.429	33.367.873	13,77%	341.113	6,36%
2019**	295.024.628	5.984.425	19.260.591	6,98%	279.996	4,91%

*) Data *Year on Year* (YoY) per 31 Desember

***) Data *Year to Date* (Ytd) sampai dengan 30 September 2019

Lampiran 2

Total Simpanan dan Jumlah Rekening Berdasarkan Kepemilikan Simpanan, Jenis Simpanan dan Valuta

Total Simpanan dan Jumlah Rekening Berdasarkan Kepemilikan Simpanan, Jenis Simpanan dan Valuta (Total Deposits and Number of Accounts by Ownership of Deposits, Type of Deposits and Currency) (Rp Miliar/Billion IDR)												
Jenis Simpanan (Type of Deposits)	Dana Pihak Ketiga				Simpanan Dari Bank Lain				Total			
	Rekening (Account)	%	Nominal (Nominal)	%	Rekening (Account)	%	Nominal (Nominal)	%	Rekening (Account)	%	Nominal (Nominal)	%
Giro (Demand Deposit)	3.591.445	1,22%	1.419.193	24,14%	10.306	41,05%	35.755	34,19%	3.601.751	1,22%	1.454.949	24,31%
Rupiah (IDR)	3.414.177	95,06%	1.078.763	76,01%	9.924	96,29%	28.514	79,75%	3.424.101	95,07%	1.107.277	76,10%
Valas (Currency)	177.268	4,94%	340.430	23,99%	382	3,71%	7.241	20,25%	177.650	4,93%	347.672	23,90%
Tabungan (Saving Account)	286.643.997	97,17%	1.834.380	31,20%	6.666	26,55%	4.740	4,53%	286.650.663	97,16%	1.839.118	30,73%
Rupiah (IDR)	285.854.723	99,72%	1.699.750	92,66%	6.652	99,79%	4.716	99,47%	285.861.375	99,72%	1.704.466	92,68%
Valas (Currency)	789.274	0,28%	134.628	7,34%	14	0,21%	24	0,51%	789.288	0,28%	134.652	7,32%
Deposit on Call	5.387	0,00%	58.018	0,99%	305	1,21%	31.403	30,03%	5.692	0,00%	89.421	1,49%
Rupiah (IDR)	5.106	94,78%	47.680	82,18%	305	100,00%	31.403	100,00%	5.411	95,06%	79.083	88,44%
Valas (Currency)	281	5,22%	10.337	17,82%	0	0,00%	0	0,00%	281	4,94%	10.338	11,56%
Deposito (Time Deposits)	4.758.634	1,61%	2.567.269	43,66%	7.575	30,17%	15.494	14,81%	4.766.209	1,62%	2.582.762	43,16%
Rupiah (IDR)	4.592.372	96,51%	2.222.444	86,57%	7.570	99,93%	14.834	95,75%	4.599.942	96,51%	2.237.278	86,62%
Valas (Currency)	166.262	3,49%	344.824	13,43%	5	0,07%	660	4,26%	166.267	3,49%	345.484	13,38%
Sertifikat Deposito (Certificate of Time Deposits)	55	0,00%	982	0,02%	258	1,03%	17.193	16,44%	313	0,00%	18.175	0,31%
Rupiah (IDR)	55	100,00%	982	100,00%	258	100,00%	17.193	100,00%	313	100,00%	18.175	100,00%
Valas (Currency)	0	0,00%	0	0,00%	0	0,00%	0	0,00%	0	0,00%	0	0,00%
Total	294.999.518	100,00%	5.879.840	100,00%	25.110	100,00%	104.585	100,00%	295.024.628	100,00%	5.984.425	100,00%
Rupiah (IDR)	293.866.433	99,62%	5.049.621	85,88%	24.709	98,40%	96.660	92,42%	293.891.142	99,62%	5.146.281	85,99%
Valas (Currency)	1.133.085	0,38%	830.219	14,12%	401	1,60%	7.925	7,58%	1.133.486	0,38%	838.145	14,01%

Lampiran 3

Total Simpanan dan Jumlah Rekening Berdasarkan Kepemilikan Simpanan, Tiering Nominal dan Valuta

Total Simpanan dan Jumlah Rekening Berdasarkan Kepemilikan Simpanan, Tiering Nominal dan Valuta (Total Deposits and Number of Accounts by Ownership of Deposits, Nominal Tiering and Currency) (Rp Miliar/Billion IDR)												
Nominal Simpanan (Nominal of Deposits)	Dana Pihak Ketiga				Simpanan Dari Bank Lain				Total			
	Rekening (Account)	%	Nominal (Nominal)	%	Rekening (Account)	%	Nominal (Nominal)	%	Rekening (Account)	%	Nominal (Nominal)	%
N ≤ 100 Jt	289.734.303	98,21%	840.167	14,29%	9.817	39,10%	270	0,26%	289.744.120	98,21%	840.437	14,05%
Rupiah (IDR)	288.911.369	99,72%	825.880	98,30%	9.727	99,08%	268	99,10%	288.921.096	99,72%	826.147	98,30%
Valas (Currency)	822.934	0,28%	14.287	1,70%	90	0,92%	2	0,90%	823.024	0,28%	14.290	1,70%
100 Jt < N ≤ 200 Jt	2.409.083	0,82%	338.197	5,75%	2.111	8,41%	314	0,30%	2.411.194	0,82%	338.511	5,66%
Rupiah (IDR)	2.303.120	95,60%	323.091	95,53%	2.086	98,82%	310	98,79%	2.305.206	95,60%	323.401	95,54%
Valas (Currency)	105.963	4,40%	15.106	4,47%	25	1,18%	4	1,21%	105.988	4,40%	15.109	4,46%
200 Jt < N ≤ 500 Jt	1.658.845	0,56%	532.366	9,05%	4.130	16,45%	1.502	1,44%	1.662.975	0,56%	533.868	8,92%
Rupiah (IDR)	1.559.569	94,02%	500.795	94,07%	4.095	99,15%	1.491	99,24%	1.563.664	94,03%	502.286	94,08%
Valas (Currency)	99.276	5,98%	31.571	5,93%	35	0,85%	11	0,70%	99.311	5,97%	31.582	5,92%
500 Jt < N ≤ 1 M	637.607	0,22%	461.213	7,84%	3.372	13,43%	2.790	2,67%	640.979	0,22%	464.003	7,75%
Rupiah (IDR)	591.889	92,83%	429.189	93,06%	3.336	98,93%	2.763	99,05%	595.225	92,86%	431.952	93,09%
Valas (Currency)	45.718	7,17%	32.024	6,94%	36	1,07%	27	0,95%	45.754	7,14%	32.049	6,91%
1 M < N ≤ 2 M	286.216	0,10%	407.312	6,93%	2.134	8,50%	3.279	3,14%	288.350	0,10%	410.591	6,86%
Rupiah (IDR)	259.829	90,78%	370.549	90,97%	2.107	98,73%	3.241	98,83%	261.936	90,84%	373.790	91,04%
Valas (Currency)	26.387	9,22%	36.763	9,03%	27	1,27%	38	1,17%	26.414	9,16%	36.801	8,96%
2 M < N ≤ 5 M	174.879	0,06%	547.514	9,31%	1.778	7,08%	5.937	5,68%	176.657	0,06%	553.452	9,25%
Rupiah (IDR)	158.209	90,47%	495.766	90,55%	1.738	97,75%	5.808	97,80%	159.947	90,54%	501.573	90,63%
Valas (Currency)	16.670	9,53%	51.748	9,45%	40	2,25%	129	2,17%	16.710	9,46%	51.875	9,37%
N > 5 M	98.585	0,03%	2.753.074	46,83%	1.768	7,04%	90.493	86,53%	100.353	0,03%	2.843.567	47,52%
Rupiah (IDR)	82.448	83,63%	2.104.352	76,44%	1.620	91,63%	82.779	91,48%	84.068	83,77%	2.187.131	76,92%
Valas (Currency)	16.137	16,37%	648.722	23,56%	148	8,37%	7.714	8,52%	16.285	16,23%	656.434	23,08%
Total	294.999.518	100,00%	5.879.840	100,00%	25.110	100,01%	104.585	100,00%	295.024.628	100,00%	5.984.425	100,00%
Rupiah (IDR)	293.866.433	99,62%	5.049.621	85,88%	24.709	98,40%	96.659	92,42%	293.891.142	99,62%	5.146.280	85,99%
Valas (Currency)	1.133.085	0,38%	830.219	14,12%	401	1,60%	7.928	7,58%	1.133.486	0,38%	838.145	14,01%

Lampiran 4

Total Simpanan dan Jumlah Rekening Berdasarkan Kepemilikan Simpanan, Besaran Nilai Simpanan dan Valuta

Total Simpanan dan Jumlah Rekening Berdasarkan Besaran Nilai Simpanan dan Valuta (Total Deposits and Number of Accounts by Nominal of Deposits and Currency) (Rp Miliar/Billion IDR)												
Nominal Simpanan (Nominal of Deposits)	Dana Pihak Ketiga				Simpanan Dari Bank Lain				Total			
	Rekening (Account)	%	Nominal (Nominal)	%	Rekening (Account)	%	Nominal (Nominal)	%	Rekening (Account)	%	Nominal (Nominal)	%
N ≤ 2 M	294.726.054	99,91%	2.579.255	43,87%	21.564	85,88%	8.156	7,80%	294.747.618	99,91%	2.587.412	43,24%
Rupiah (IDR)	293.625.776	99,63%	2.449.504	94,97%	21.351	99,01%	8.074	99,00%	293.647.127	99,63%	2.457.580	94,98%
Valas (Currency)	1.100.278	0,37%	129.750	5,03%	213	0,99%	82	1,00%	1.100.491	0,37%	129.832	5,02%
N > 2 M	273.464	0,09%	3.300.585	56,13%	3.546	14,12%	96.429	92,20%	277.010	0,09%	3.397.014	56,76%
Rupiah (IDR)	240.657	88,00%	2.600.117	78,78%	3.358	94,70%	88.586	91,87%	244.015	88,09%	2.688.703	79,15%
Valas (Currency)	32.807	12,00%	700.468	21,22%	188	5,30%	7.843	8,13%	32.995	11,91%	708.311	20,85%
Total	294.999.518	100,00%	5.879.840	100,00%	25.110	100,00%	104.585	100,00%	295.024.628	100,00%	5.984.425	100,00%
Rupiah (IDR)	293.866.433	99,62%	5.049.622	85,88%	24.709	98,40%	96.660	92,42%	293.891.142	99,62%	5.146.282	85,99%
Valas (Currency)	1.133.085	0,38%	830.218	14,12%	401	1,60%	7.925	7,58%	1.133.486	0,38%	838.143	14,01%

Lampiran 5

Total Simpanan dan Jumlah Rekening Yang Dijamin Berdasarkan Kepemilikan Simpanan, Simpanan yang Dijamin dan Valuta

Total Simpanan dan Jumlah Rekening Berdasarkan Besaran Nilai Simpanan dan Valuta (Total Deposits and Number of Accounts by Nominal of Deposits and Currency) (Rp Miliar/Billion IDR)												
Nominal Simpanan (Nominal of Deposits)	Dana Pihak Ketiga				Simpanan Dari Bank Lain				Total			
	Rekening (Account)	%	Nominal (Nominal)	%	Rekening (Account)	%	Nominal (Nominal)	%	Rekening (Account)	%	Nominal (Nominal)	%
N ≤ 2 M	294.726.054	99,91%	2.579.255	43,87%	21.564	85,88%	8.156	7,80%	294.747.618	99,91%	2.587.412	43,24%
Rupiah (IDR)	293.625.776	99,63%	2.449.504	94,97%	21.351	99,01%	8.074	99,00%	293.647.127	99,63%	2.457.580	94,98%
Valas (Currency)	1.100.278	0,37%	129.750	5,03%	213	0,99%	82	1,00%	1.100.491	0,37%	129.832	5,02%
N > 2 M	273.464	0,09%	3.300.585	56,13%	3.546	14,12%	96.429	92,20%	277.010	0,09%	3.397.014	56,76%
Rupiah (IDR)	240.657	88,00%	2.600.117	78,78%	3.358	94,70%	88.586	91,87%	244.015	88,09%	2.688.703	79,15%
Valas (Currency)	32.807	12,00%	700.468	21,22%	188	5,30%	7.843	8,13%	32.995	11,91%	708.311	20,85%
Total	294.999.518	100,00%	5.879.840	100,00%	25.110	100,00%	104.585	100,00%	295.024.628	100,00%	5.984.425	100,00%
Rupiah (IDR)	293.866.433	99,62%	5.049.622	85,88%	24.709	98,40%	96.660	92,42%	293.891.142	99,62%	5.146.282	85,99%
Valas (Currency)	1.133.085	0,38%	830.218	14,12%	401	1,60%	7.925	7,58%	1.133.486	0,38%	838.143	14,01%

Lampiran 6

Total Simpanan dan Jumlah Rekening Berdasarkan Propinsi

Total Simpanan dan Jumlah Rekening Berdasarkan Propinsi <i>(Total Deposits and Number of Accounts by Provinces)</i> (Rp Miliar/Billion IDR)			
No	Propinsi	Rekening*)	Nominal*) (Rp Miliar)
1	Bali	579.324	22.525
2	Banten	178.937	7.257
3	Bengkulu	358.779	5.980
4	D.I. Aceh	1.639.379	19.106
5	D.I. Yogyakarta	826.523	9.787
6	DKI Jakarta	262.345.435	5.412.997
7	Jambi	617.043	8.992
8	Jawa Barat	5.037.290	101.451
9	Jawa Tengah	2.777.907	64.156
10	Jawa Timur	5.426.504	71.549
11	Kalimantan Barat	1.664.226	15.210
12	Kalimantan Selatan	488.944	14.590
13	Kalimantan Tengah	318.502	7.010
14	Kalimantan Timur	875.011	23.484
15	Lampung	500.820	7.467
16	Maluku	347.801	6.537
17	Nusa Tenggara Barat	881.400	7.636
18	Nusa Tenggara Timur	1.351.622	12.595
19	Papua	1.412.505	21.087
20	Riau	987.102	24.008
21	Sulawesi Selatan	674.428	18.337
22	Sulawesi Tengah	342.171	4.897
23	Sulawesi Tenggara	428.149	7.758
24	Sulawesi Utara	453.891	13.366
25	Sumatera Barat	1.766.641	19.712
26	Sumatera Selatan	1.080.427	20.307
27	Sumatera Utara	1.663.867	36.624
	Total	295.024.628	5.984.425

*) Total simpanan dan jumlah rekening merupakan simpanan dan rekening Bank Umum yang berkantor pusat di propinsi tersebut.