


Distribusi Simpanan Bank Umum

Periode April 2019



KATA PENGANTAR

Distribusi Simpanan Bank Umum merupakan media informasi yang menyajikan data mengenai simpanan Bank Umum yang diterbitkan setiap bulan oleh Lembaga Penjamin Simpanan untuk memberikan informasi perkembangan simpanan perbankan khususnya Bank Umum.

Sehubungan dengan kebutuhan penyajian informasi data simpanan yang lebih mudah dipahami (*user friendly*), mulai bulan Januari 2018 LPS menyajikan Distribusi Simpanan Bank Umum dengan menggunakan format baru tanpa mengurangi esensi pada format sebelumnya.

Selanjutnya dalam rangka mempertimbangkan kebutuhan pembaca pada penggunaan Distribusi Simpanan Bank Umum, kami menerima masukan (saran dan kritik) terhadap format baru Distribusi Simpanan Bank Umum yang dapat disampaikan melalui *email* Group Penanganan Premi Penjaminan LPS yaitu penjaminan@lps.go.id.

DAFTAR ISI

Keterangan	4
1. Total Simpanan dan Jumlah Rekening	5
1.1. Total Simpanan dan Jumlah Rekening Pada Bank Umum	5
1.2. Pertumbuhan Total Simpanan dan Jumlah Rekening (MoM)	5
1.3. Pertumbuhan Simpanan dan Jumlah Rekening (YoY)	6
2. Distribusi Total Simpanan Dan Jumlah Rekening	7
2.1. Total Simpanan dan Jumlah Rekening Berdasarkan Jenis Simpanan	7
2.1.1. Distribusi Total Simpanan dan Jumlah Rekening Berdasarkan Jenis Simpanan	7
2.2. Total Simpanan dan Jumlah Rekening Berdasarkan Kepemilikan Simpanan	8
2.3. Total Simpanan dan Jumlah Rekening Berdasarkan Jenis Usaha	8
2.4. Total Simpanan dan Jumlah Rekening Berdasarkan Tiering Nominal dan Simpanan Yang Dijamin	9
2.4.1. Distribusi Jumlah Rekening Berdasarkan Rekening yang Dijamin	10
2.4.2. Distribusi Total Simpanan Berdasarkan Simpanan yang Dijamin	10
2.5. Total Simpanan dan Jumlah Rekening Berdasarkan Kepemilikan Bank	11
2.6. Total Simpanan dan Jumlah Rekening Berdasarkan Valuta	11
Lampiran	12
1. Lampiran 1: Pertumbuhan Simpanan dan Jumlah Rekening Selama 5 Tahun (YoY)	12
2. Lampiran 2: Total Simpanan dan Jumlah Rekening Berdasarkan Kepemilikan Simpanan, Jenis Simpanan dan Valuta	13
3. Lampiran 3: Total Simpanan dan Jumlah Rekening Berdasarkan Kepemilikan Simpanan, Tiering Nominal dan Valuta	14
4. Lampiran 4: Total Simpanan dan Jumlah Rekening Berdasarkan Kepemilikan Simpanan, Besaran Nilai Simpanan dan Valuta	15
5. Lampiran 5: Total Simpanan dan Jumlah Rekening Yang Dijamin Berdasarkan Kepemilikan Simpanan, Simpanan yang Dijamin dan Valuta	15
6. Lampiran 6: Total Simpanan dan Jumlah Rekening Berdasarkan Propinsi	16

DAFTAR TABEL

Tabel 1	Total Simpanan dan Jumlah Rekening Pada Bank Umum	5
Tabel 2	Total Simpanan dan Jumlah Rekening Berdasarkan Jenis Simpanan	7
Tabel 3	Total Simpanan dan Jumlah Rekening Berdasarkan Kepemilikan Simpanan	8
Tabel 4	Total Simpanan dan Jumlah Rekening Berdasarkan Jenis Usaha	8
Tabel 5	Total Simpanan dan Jumlah Rekening Berdasarkan Tiering Nominal dan Simpanan Yang Dijamin	9
Tabel 6	Distribusi Jumlah Rekening Berdasarkan Rekening yang Dijamin	10
Tabel 7	Distribusi Total Simpanan Berdasarkan Simpanan yang Dijamin	10
Tabel 8	Total Simpanan dan Jumlah Rekening Berdasarkan Kepemilikan Bank	11
Tabel 9	Total Simpanan dan Jumlah Rekening Berdasarkan Valuta	11

DAFTAR GAMBAR

Gambar 1a	Pertumbuhan Total Simpanan dan Jumlah Rekening (MoM)	5
Gambar 1b	Pertumbuhan Simpanan dan Jumlah Rekening (YoY)	6
Gambar 2a	Distribusi Total Simpanan Berdasarkan Jenis Simpanan	7
Gambar 2b	Distribusi Jumlah Rekening Berdasarkan Jenis Simpanan	7
Gambar 2c	Distribusi Jumlah Rekening Berdasarkan Rekening yang Dijamin	10
Gambar 2d	Distribusi Total Simpanan Berdasarkan Simpanan yang Dijamin	10

KETERANGAN

Sumber Data

Laporan Posisi Simpanan yang disampaikan oleh 113 bank umum kepada Lembaga Penjamin Simpanan yang terdiri dari 99 Bank Umum Konvensional dan 14 Bank Umum Syariah.

Definisi

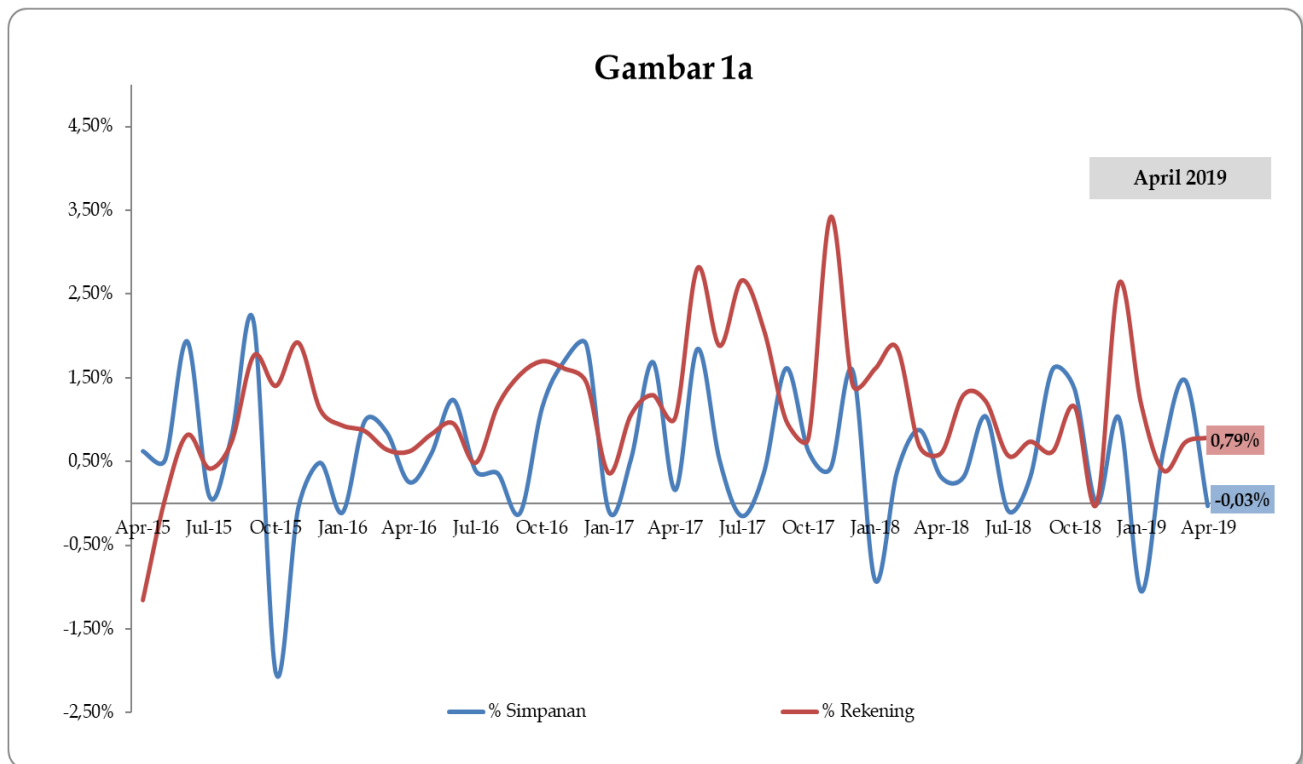
1. Simpanan meliputi dana pihak ketiga dan simpanan dari bank lain.
2. Simpanan Yang Dijamin meliputi:
 - a. seluruh simpanan dengan nominal sampai dengan Rp2 miliar;
 - b. porsi simpanan yang dijamin (Rp2 miliar) dari seluruh simpanan dengan nominal di atas Rp2 miliar.
3. Besaran Nilai Simpanan Yang Dijamin adalah Rp2 miliar per nasabah per bank sebagaimana diatur dalam Peraturan Pemerintah No. 66 Tahun 2008.

1. Total Simpanan dan Jumlah Rekening

1.1. Tabel Total Simpanan dan Jumlah Rekening Pada Bank Umum

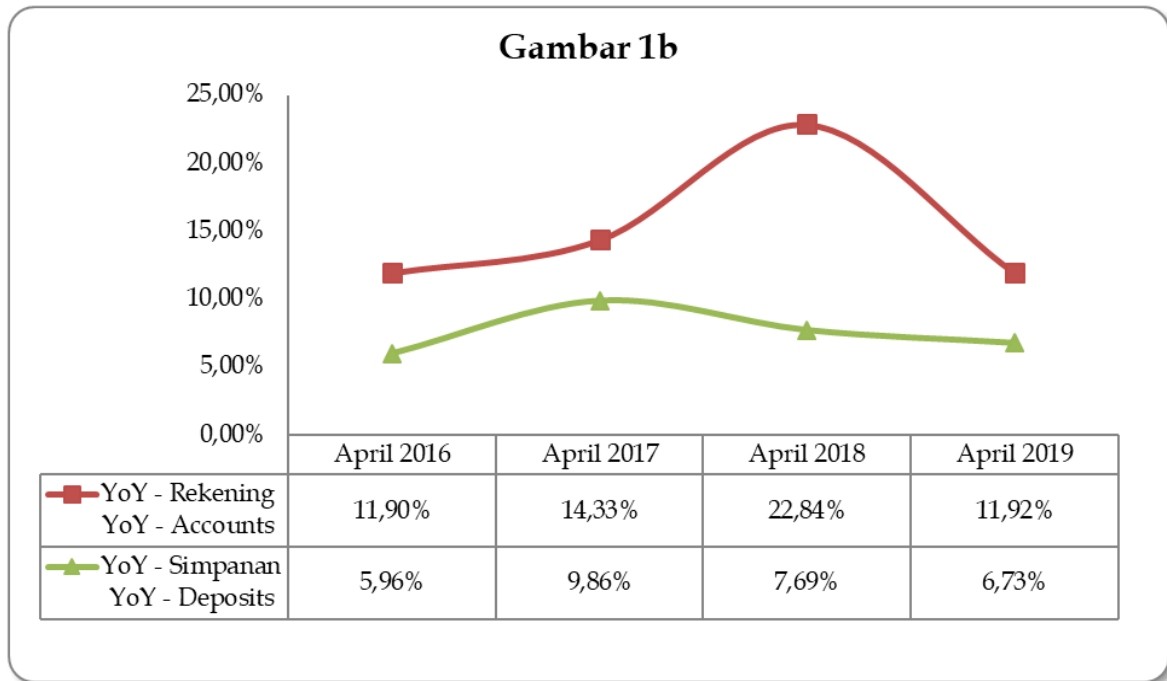
Tabel 1 Total Simpanan dan Jumlah Rekening (Total Deposits and Number of Account) (Rp Miliar/Billion IDR)										
Bulan (Month)	2015		2016		2017		2018		2019	
	Rekening (Account)	Nominal (Nominal)	Rekening (Account)	Nominal (Nominal)	Rekening (Account)	Nominal (Nominal)	Rekening (Account)	Nominal (Nominal)	Rekening (Account)	Nominal (Nominal)
Januari	161.428.538	4.168.841	177.136.748	4.468.853	200.026.990	4.895.913	246.293.377	5.314.298	279.039.520	5.644.464
Februari	162.168.106	4.222.482	178.672.163	4.512.751	202.143.418	4.921.567	250.866.218	5.334.452	280.141.145	5.679.740
Maret	163.591.483	4.279.063	179.821.572	4.550.903	204.761.849	5.004.481	252.591.551	5.381.240	282.196.590	5.762.959
April	161.703.787	4.305.689	180.940.098	4.562.444	206.867.345	5.012.485	254.122.064	5.397.793	284.415.400	5.761.203
Mei	161.794.457	4.327.966	182.436.133	4.589.454	212.680.824	5.104.851	257.422.590	5.414.857		
Juni	163.120.385	4.411.687	184.178.757	4.646.114	216.688.379	5.131.044	260.561.206	5.471.010		
Juli	163.802.232	4.415.321	185.076.038	4.664.250	222.462.654	5.123.267	262.058.775	5.466.249		
Agustus	165.008.226	4.450.891	187.238.755	4.680.848	227.069.520	5.142.246	263.996.187	5.483.210		
September	167.924.825	4.546.948	190.121.455	4.675.317	229.315.700	5.225.164	265.628.034	5.570.769		
Oktober	170.285.831	4.454.886	193.352.001	4.728.887	231.101.840	5.257.690	268.699.399	5.646.758		
Nopember	173.560.667	4.452.219	196.468.148	4.809.306	239.012.333	5.279.734	271.672.859	5.671.052		
Desember	175.501.915	4.473.772	199.301.222	4.900.193	242.396.164	5.363.316	275.764.037	5.704.429		

1.2. Pertumbuhan Total Simpanan dan Jumlah Rekening (MoM)



Gambar 1a Pertumbuhan Total Simpanan dan Jumlah Rekening (MoM)

1.3. Pertumbuhan Total Simpanan dan Jumlah Rekening (YoY)



Gambar 1b Pertumbuhan Total Simpanan dan Jumlah Rekening (YoY)

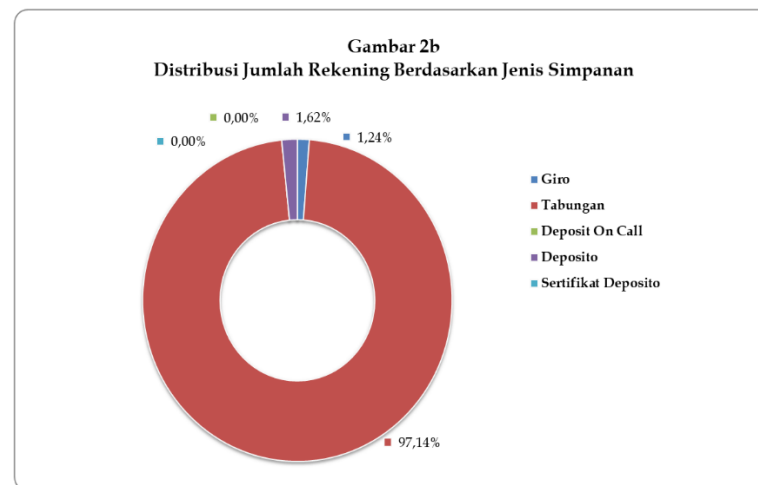
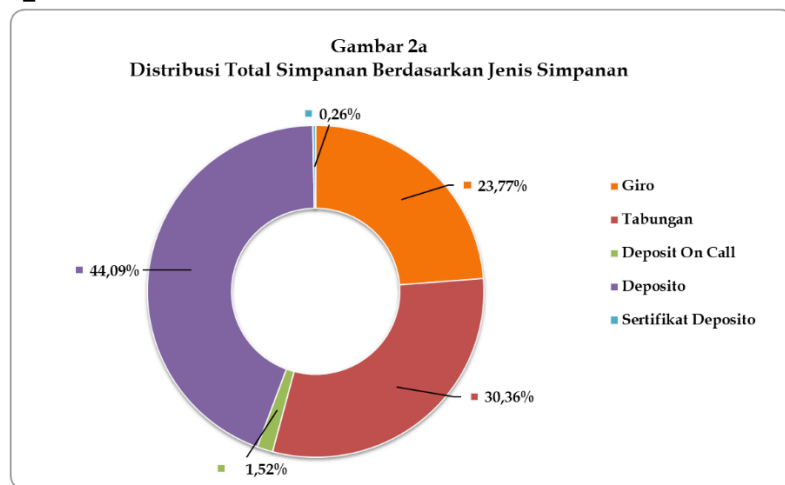
2. Distribusi Total Simpanan Dan Jumlah Rekening

2.1. Total Simpanan dan Jumlah Rekening Berdasarkan Jenis Simpanan

Tabel 2 Total Simpanan dan Jumlah Rekening Berdasarkan Jenis Simpanan (Total Deposits and Number of Accounts by Type of Deposits) (Rp Miliar/Billion IDR)												
Jenis Simpanan (Type of Deposits)	Maret 2019				April 2019				Δ MoM			
	Rekening (Account)	%	Nominal (Nominal)	%	Rekening (Account)	%	Nominal (Nominal)	%	Δ Rekening (Δ Account)	%	Δ Nominal (Δ Nominal)	%
Giro (Demand Deposits)	3.465.363	1,23%	1.349.493	23,30%	3.502.499	1,24%	1.369.512	23,77%	37.136	1,07%	20.019	1,48%
Tabungan (Saving Account)	274.097.071	97,13%	1.751.423	30,40%	276.286.251	97,14%	1.748.968	30,36%	2.189.180	0,80%	-2.455	-0,14%
Deposit on Call	5.687	0,00%	100.998	1,80%	5.203	0,00%	87.462	1,52%	-484	-8,51%	-13.536	-13,40%
Deposito (Time Deposits)	4.628.110	1,64%	2.544.564	44,20%	4.621.150	1,62%	2.540.140	44,09%	-6.960	-0,15%	-4.424	-0,17%
Sertifikat Deposito (Certificate of Time Deposits)	359	0,00%	16.481	0,30%	297	0,00%	15.121	0,26%	-62	-17,27%	-1.360	-8,25%
Total	282.196.590	100,00%	5.762.959	100,00%	284.415.400	100,00%	5.761.203	100,00%	2.218.810	0,79%	(1.756)	-0,03%

Keterangan: Persentase simpanan pada masing-masing jenis simpanan merupakan persentase terhadap total simpanan

2.1.1. Distribusi Total Simpanan dan Jumlah Rekening Berdasarkan Jenis Simpanan Periode April 2019



2.2. Total Simpanan dan Jumlah Rekening Berdasarkan Kepemilikan Simpanan

Tabel 3 Total Simpanan dan Jumlah Rekening Berdasarkan Kepemilikan Simpanan (Total Deposits and Number of Accounts by Ownership of Deposits) (Rp Miliar/Billion IDR)												
Kepemilikan Simpanan (Ownership of Deposits)	Maret 2019				April 2019				Δ MoM			
	Rekening (Account)	%	Nominal (Nominal)	%	Rekening (Account)	%	Nominal (Nominal)	%	Δ Rekening (Δ Account)	%	Δ Nominal (Δ Nominal)	%
Dana Pihak Ketiga (Third Party-Fund)	282.170.875	99,99%	5.661.010	98,23%	284.390.155	99,99%	5.657.408	98,20%	2.219.280	0,79%	-3.602	-0,06%
Simpanan Dari Bank Lain (Funds From Other Bank)	25.715	0,01%	101.949	1,77%	25.245	0,01%	103.795	1,80%	-470	-1,83%	1.846	1,81%
Total	282.196.590	100,00%	5.762.959	100,00%	284.415.400	100,00%	5.761.203	100,00%	2.218.810	0,79%	(1.756)	-0,03%

Keterangan: Persentase simpanan pada masing-masing jenis simpanan merupakan persentase terhadap total simpanan

2.3. Total Simpanan dan Jumlah Rekening Berdasarkan Jenis Usaha

Tabel 4 Total Simpanan dan Jumlah Rekening Berdasarkan Jenis Usaha Bank (Total Deposits and Number of Accounts by Type of Business Banks) (Rp Miliar/Billion IDR)												
Jenis Usaha (Type of Business Banks)	Maret 2019				April 2019				Δ MoM			
	Rekening (Account)	%	Nominal (Nominal)	%	Rekening (Account)	%	Nominal (Nominal)	%	Δ Rekening (Δ Account)	%	Δ Nominal (Δ Nominal)	%
Konvensional (Conventional)	257.189.852	91,14%	5.499.320	95,43%	259.112.557	91,10%	5.499.867	95,46%	1.922.705	0,75%	547	0,01%
Syariah (Sharia)	25.006.738	8,86%	263.639	4,57%	25.302.843	8,90%	261.336	4,54%	296.105	1,18%	-2.303	-0,87%
Total	282.196.590	100,00%	5.762.959	100,00%	284.415.400	100,00%	5.761.203	100,00%	2.218.810	0,79%	(1.756)	-0,03%

Keterangan: Persentase simpanan pada masing-masing jenis simpanan merupakan persentase terhadap total simpanan

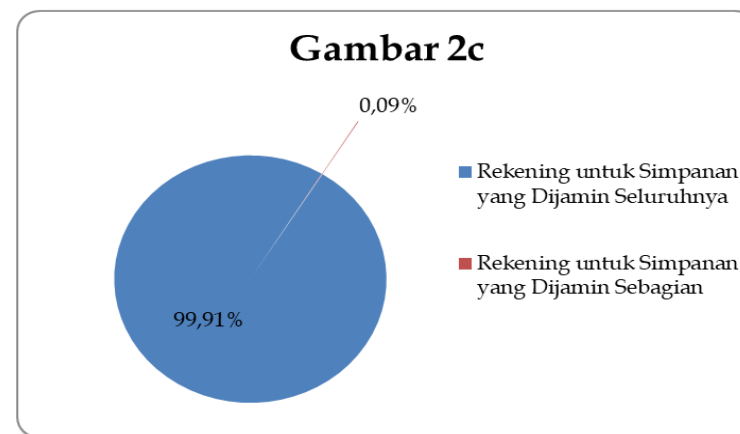
2.4. Total Simpanan dan Jumlah Rekening Berdasarkan Tiering Nominal dan Simpanan Yang Dijamin

Tabel 5 Total Simpanan dan Jumlah Rekening Berdasarkan Tiering Nominal (Total Deposits and Number of Accounts by Tiering of Nominal) (Rp Miliar/Billion IDR)												
Tiering Nominal (Tiering of Nominal)	Maret 2019				April 2019				Δ MoM			
	Rekening (Account)	%	Nominal (Nominal)	%	Rekening (Account)	%	Nominal (Nominal)	%	Δ Rekening (Δ Account)	%	Δ Nominal (Δ Nominal)	%
N ≤ 100 Jt	277.131.692	98,21%	811.592	14,08%	279.358.146	98,22%	815.335	14,15%	2.226.454	0,80%	3.743	0,46%
100 Jt < N ≤ 200 Jt	2.323.701	0,82%	326.341	5,66%	2.316.400	0,81%	325.440	5,65%	-7.301	-0,31%	-901	-0,28%
200 Jt < N ≤ 500 Jt	1.589.471	0,56%	510.371	8,86%	1.588.863	0,56%	510.243	8,86%	-608	-0,04%	-128	-0,02%
500 Jt < N ≤ 1 M	612.081	0,22%	443.616	7,70%	613.490	0,22%	444.474	7,71%	1.409	0,23%	858	0,19%
1 M < N ≤ 2 M	274.267	0,10%	391.405	6,79%	273.974	0,10%	391.088	6,79%	-293	-0,11%	-317	-0,08%
2 M < N ≤ 5 M	169.089	0,06%	529.522	9,19%	168.422	0,06%	527.317	9,15%	-667	-0,39%	-2.205	-0,42%
N > 5 M	96.289	0,03%	2.750.112	47,72%	96.105	0,03%	2.747.306	47,69%	-184	-0,19%	-2.806	-0,10%
Total	282.196.590	100,00%	5.762.959	100,00%	284.415.400	100,00%	5.761.203	100,00%	2.218.810	0,79%	(1.756)	-0,03%

Keterangan: Persentase simpanan pada masing-masing jenis simpanan merupakan persentase terhadap total simpanan

2.4.1. Distribusi Jumlah Rekening Berdasarkan Rekening yang Dijamin

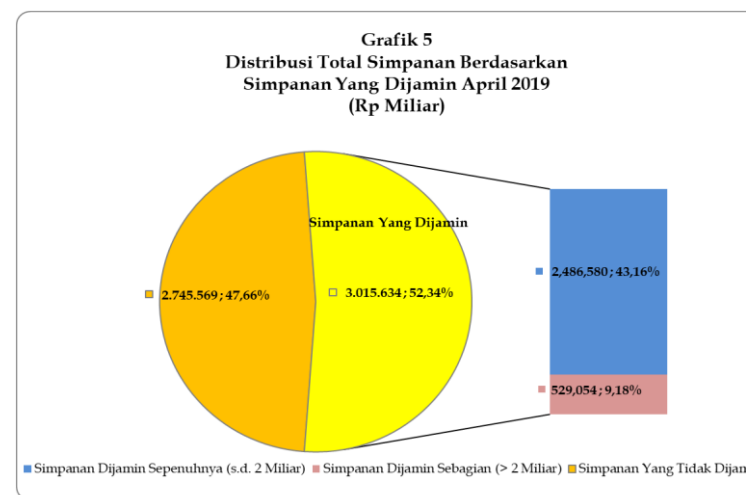
Tabel 6 Distribusi Rekening berdasarkan Rekening Yang Dijamin (Distribution of Accounts by Insured Accounts) Apr-19			
Keterangan	Nominal Simpanan	Jumlah Rekening	%
Rekening untuk Simpanan yang Dijamin Seluruhnya	≤ 2 Miliar	284.150.873	99,91%
Rekening untuk Simpanan yang Dijamin Sebagian	> 2 Miliar	264.527	0,09%
Total Rekening		284.415.400	100,00%



Gambar 2c Distribusi Jumlah Rekening Berdasarkan Rekening Yang Dijamin April 2019

2.4.2. Distribusi Total Simpanan Berdasarkan Simpanan yang Dijamin

Tabel 7 Distribusi Simpanan Berdasarkan Simpanan Yang Dijamin (Distribution of Deposits by Insured Deposits) (Rp Miliar/Billion IDR) Apr-19			
Keterangan	Nominal Simpanan	Total Nominal	%
Simpanan Dijamin Sepenuhnya	≤ 2 Miliar	2.486.580	43,16%
Simpanan Dijamin Sebagian	> 2 Miliar	529.054	9,18%
Subtotal Simpanan Dijamin		3.015.634	52,34%
Simpanan Tidak Dijamin	> 2 Miliar	2.745.569	47,66%
Subtotal Simpanan Tidak Dijamin		2.745.569	47,66%
Total		5.761.203	100,00%



Gambar 2d Distribusi Total Simpanan Berdasarkan Simpanan Yang Dijamin April 2019 (Rp Miliar)

2.5. Total Simpanan dan Jumlah Rekening Berdasarkan Kepemilikan Bank

Tabel 8 Total Simpanan dan Jumlah Rekening Berdasarkan Kepemilikan Bank (Total Deposits and Number of Accounts by Group of Banks) (Rp Miliar/Billion IDR)																
Kepemilikan Bank (Group of Banks)	Maret 2019					April 2019					Δ MoM					
	Jumlah Bank (Number of Banks)	Rekening (Account)	%	Nominal (Nominal)	%	Jumlah Bank (Number of Banks)	Rekening (Account)	%	Nominal (Nominal)	%	Δ Jumlah Bank (Δ Number of Banks)	%	Δ Rekening (Δ Account)	%	Δ Nominal (Δ Nominal)	%
Pemerintah (State Banks)	4	177.971.395	63,06%	2.400.038	41,65%	4	179.347.182	63,05%	2.373.152	41,19%	0	0,00%	1.375.787	0,77%	-26.886	-1,12%
BPD (Regional Government Banks)	26	33.637.052	11,92%	523.879	9,09%	26	33.707.902	11,85%	549.900	9,54%	0	0,00%	70.850	0,21%	26.021	4,97%
Swasta Nasional (Private National Banks)	63	69.551.465	24,65%	2.466.785	42,80%	63	70.325.980	24,73%	2.465.519	42,80%	0	0,00%	774.515	1,11%	-1.266	-0,05%
Campuran (Joint Banks)	12	809.215	0,29%	182.656	3,17%	12	811.981	0,29%	178.313	3,10%	0	0,00%	2.766	0,34%	-4.343	-2,38%
Asing (Foreign Banks)	9	227.463	0,08%	189.601	3,29%	9	222.355	0,08%	194.319	3,37%	0	0,00%	-5.108	-2,25%	4.718	2,49%
Total	114	282.196.590	100,00%	5.762.959	100,00%	114	284.415.400	100,00%	5.761.203	100,00%	0	0,00%	2.218.810	0,79%	(1.756)	-0,03%

Keterangan: Persentase simpanan pada masing-masing jenis simpanan merupakan persentase terhadap total simpanan

2.6. Total Simpanan dan Jumlah Rekening Berdasarkan Valuta

Tabel 9 Total Simpanan dan Jumlah Rekening Berdasarkan Valuta (Total Deposits and Number of Accounts by Currency) (Rp Miliar/Billion IDR)												
Jenis Simpanan (Type of Deposits)	Maret 2019				April 2019				Δ MoM			
	Rekening (Account)	%	Nominal (Nominal)	%	Rekening (Account)	%	Nominal (Nominal)	%	Δ Rekening (Δ Account)	%	Δ Nominal (Δ Nominal)	%
Rupiah (IDR)	281.107.222	99,61%	4.932.488	85,59%	283.320.304	99,61%	4.963.328	86,15%	2.213.082	0,79%	30.840	0,63%
Valas (Currency)	1.089.368	0,39%	830.471	14,41%	1.095.096	0,39%	797.875	13,85%	5.728	0,53%	-32.596	-3,92%
Total	282.196.590	100,00%	5.762.959	100,00%	284.415.400	100,00%	5.761.203	100,00%	2.218.810	0,79%	(1.756)	-0,03%

Keterangan: Persentase simpanan pada masing-masing jenis simpanan merupakan persentase terhadap total simpanan

Lampiran (Periode April 2019)

Lampiran 1

Pertumbuhan Simpanan dan Jumlah Rekening Selama 5 Tahun (YoY)

Tabel 1.1						
Pertumbuhan Total Simpanan dan Jumlah Rekening (Growth of Total Deposits and The Number of Accounts) Year on Year (YoY)						
Tahun	Rekening	Nominal (Rp Miliar)	Rekening		Nominal	
			Δ	% Δ	Δ (Rp Miliar)	% Δ
2015*	175.501.915	4.473.772	14.620.158	9,09%	305.214	7,32%
2016*	199.301.222	4.900.193	23.799.307	13,56%	426.421	9,53%
2017*	242.396.164	5.363.316	43.094.942	21,62%	463.123	9,45%
2018*	275.764.037	5.704.429	33.367.873	13,77%	341.113	6,36%
2019**	284.415.400	5.761.203	8.651.363	3,14%	56.774	1,00%

*) Data Year on Year (YoY) per 31 Desember

***) Data Year to Date (Ytd) sampai dengan 31 April 2019

Lampiran 2

Total Simpanan dan Jumlah Rekening Berdasarkan Kepemilikan Simpanan, Jenis Simpanan dan Valuta

Total Simpanan dan Jumlah Rekening Berdasarkan Kepemilikan Simpanan, Jenis Simpanan dan Valuta (Total Deposits and Number of Accounts by Ownership of Deposits, Type of Deposits and Currency) (Rp Miliar/Billion IDR)												
Jenis Simpanan (Type of Deposits)	Dana Pihak Ketiga				Simpanan Dari Bank Lain				Total			
	Rekening (Account)	%	Nominal (Nominal)	%	Rekening (Account)	%	Nominal (Nominal)	%	Rekening (Account)	%	Nominal (Nominal)	%
Giro (Demand Deposit)	3.492.126	1,23%	1.328.456	23,49%	10.373	41,09%	41.056	39,55%	3.502.499	1,24%	1.369.512	23,77%
Rupiah (IDR)	3.314.659	94,92%	1.043.608	78,56%	9.994	96,35%	31.856	77,59%	3.324.653	94,92%	1.075.464	78,53%
Valas (Currency)	177.467	5,08%	284.848	21,44%	379	3,65%	9.200	22,41%	177.846	5,08%	294.048	21,47%
Tabungan (Saving Account)	276.279.569	97,15%	1.744.903	30,84%	6.682	26,47%	4.065	3,92%	276.286.251	97,14%	1.748.968	30,36%
Rupiah (IDR)	275.550.319	99,74%	1.616.966	92,67%	6.670	99,82%	4.024	98,95%	275.556.989	99,74%	1.620.990	92,68%
Valas (Currency)	729.250	0,26%	127.937	7,33%	12	0,18%	41	1,01%	729.262	0,26%	127.978	7,32%
Deposit on Call	4.943	0,00%	57.924	1,02%	260	1,03%	29.538	28,46%	5.203	0,00%	87.462	1,52%
Rupiah (IDR)	4.737	95,83%	50.408	87,02%	260	100,00%	29.538	100,00%	4.997	96,04%	79.946	91,41%
Valas (Currency)	206	4,17%	7.516	12,98%	-	0,00%	-	0,00%	206	3,96%	7.516	8,59%
Deposito (Time Deposits)	4.613.407	1,62%	2.524.328	44,62%	7.743	30,67%	15.812	15,23%	4.621.150	1,62%	2.540.140	44,09%
Rupiah (IDR)	4.425.631	95,93%	2.156.657	85,43%	7.737	99,92%	15.150	95,83%	4.433.368	95,94%	2.171.807	85,50%
Valas (Currency)	187.776	4,07%	367.671	14,57%	6	0,08%	662	4,19%	187.782	4,06%	368.333	14,50%
Sertifikat Deposito (Certificate of Time Deposits)	110	0,00%	1.797	0,03%	187	0,74%	13.324	12,84%	297	0,00%	15.121	0,26%
Rupiah (IDR)	110	100,00%	1.797	100,00%	187	100,00%	13.324	100,00%	297	100,00%	15.121	100,00%
Valas (Currency)	0	0,00%	0	0,00%	0	0,00%	0	0,00%	0	0,00%	0	0,00%
Total	284.390.155	100,00%	5.657.408	100,02%	25.245	100,00%	103.795	100,00%	284.415.400	100,00%	5.761.203	100,00%
Rupiah (IDR)	283.295.456	99,62%	4.869.436	86,07%	24.848	98,43%	93.892	90,46%	283.320.304	99,61%	4.963.328	86,15%
Valas (Currency)	1.094.699	0,38%	787.972	13,93%	397	1,57%	9.903	9,54%	1.095.096	0,39%	797.875	13,85%

Lampiran 3

Total Simpanan dan Jumlah Rekening Berdasarkan Kepemilikan Simpanan, Tiering Nominal dan Valuta

Total Simpanan dan Jumlah Rekening Berdasarkan Kepemilikan Simpanan, Tiering Nominal dan Valuta (Total Deposits and Number of Accounts by Ownership of Deposits, Nominal Tiering and Currency) (Rp Miliar/Billion IDR)												
Nominal Simpanan (Nominal of Deposits)	Dana Pihak Ketiga				Simpanan Dari Bank Lain				Total			
	Rekening (Account)	%	Nominal (Nominal)	%	Rekening (Account)	%	Nominal (Nominal)	%	Rekening (Account)	%	Nominal (Nominal)	%
N ≤ 100 Jt	279.348.054	98,23%	815.050	14,41%	10.092	39,98%	285	0,29%	279.358.146	98,22%	815.335	14,15%
Rupiah (IDR)	278.554.451	99,72%	801.044	98,28%	10.002	99,11%	282	99,10%	278.564.453	99,72%	801.326	98,28%
Valas (Currency)	793.603	0,28%	14.006	1,72%	90	0,89%	3	0,90%	793.693	0,28%	14.009	1,72%
100 Jt < N ≤ 200 Jt	2.314.024	0,81%	325.086	5,75%	2.376	9,41%	354	0,34%	2.316.400	0,81%	325.440	5,65%
Rupiah (IDR)	2.210.568	95,53%	310.370	95,47%	2.347	98,78%	350	98,80%	2.212.915	95,53%	310.720	95,48%
Valas (Currency)	103.456	4,47%	14.716	4,53%	29	1,22%	4	1,20%	103.485	4,47%	14.720	4,52%
200 Jt < N ≤ 500 Jt	1.584.567	0,56%	508.683	8,99%	4.296	17,02%	1.560	1,50%	1.588.863	0,56%	510.243	8,86%
Rupiah (IDR)	1.487.896	93,90%	478.091	93,99%	4.274	99,49%	1.553	99,52%	1.492.170	93,91%	479.644	94,00%
Valas (Currency)	96.671	6,10%	30.592	6,01%	22	0,51%	7	0,42%	96.693	6,09%	30.599	6,00%
500 Jt < N ≤ 1 M	610.119	0,21%	441.690	7,81%	3.371	13,35%	2.784	2,68%	613.490	0,22%	444.474	7,71%
Rupiah (IDR)	565.888	92,75%	410.873	93,02%	3.333	98,87%	2.757	99,04%	569.221	92,78%	413.630	93,06%
Valas (Currency)	44.231	7,25%	30.817	6,98%	38	1,13%	27	0,96%	44.269	7,22%	30.844	6,94%
1 M < N ≤ 2 M	272.066	0,10%	388.140	6,86%	1.908	7,56%	2.948	2,84%	273.974	0,10%	391.088	6,79%
Rupiah (IDR)	246.969	90,78%	353.293	91,02%	1.881	98,58%	2.909	98,70%	248.850	90,83%	356.202	91,08%
Valas (Currency)	25.097	9,22%	34.847	8,98%	27	1,42%	39	1,34%	25.124	9,17%	34.886	8,92%
2 M < N ≤ 5 M	166.750	0,06%	521.759	9,22%	1.672	6,62%	5.558	5,35%	168.422	0,06%	527.317	9,15%
Rupiah (IDR)	150.802	90,44%	472.309	90,52%	1.627	97,31%	5.415	97,41%	152.429	90,50%	477.724	90,60%
Valas (Currency)	15.948	9,56%	49.450	9,48%	45	2,69%	143	2,58%	15.993	9,50%	49.593	9,40%
N > 5 M	94.575	0,03%	2.657.000	46,96%	1.530	6,06%	90.306	87,00%	96.105	0,03%	2.747.306	47,69%
Rupiah (IDR)	78.882	83,41%	2.043.457	76,91%	1.384	90,46%	80.626	89,28%	80.266	83,52%	2.124.083	77,32%
Valas (Currency)	15.693	16,59%	613.543	23,09%	146	9,54%	9.680	10,72%	15.839	16,48%	623.223	22,68%
Total	284.390.155	100,00%	5.657.408	100,00%	25.245	100,00%	103.795	100,01%	284.415.400	100,00%	5.761.203	100,00%
Rupiah (IDR)	283.295.456	99,62%	4.869.437	86,07%	24.848	98,43%	93.892	90,46%	283.320.304	99,61%	4.963.330	86,15%
Valas (Currency)	1.094.699	0,38%	787.971	13,93%	397	1,57%	9.903	9,54%	1.095.096	0,39%	797.873	13,85%

Lampiran 4

Total Simpanan dan Jumlah Rekening Berdasarkan Kepemilikan Simpanan, Besaran Nilai Simpanan dan Valuta

Total Simpanan dan Jumlah Rekening Berdasarkan Besaran Nilai Simpanan dan Valuta (Total Deposits and Number of Accounts by Nominal of Deposits and Currency) (Rp Miliar/Billion IDR)												
Nominal Simpanan (Nominal of Deposits)	Dana Pihak Ketiga				Simpanan Dari Bank Lain				Total			
	Rekening (Account)	%	Nominal (Nominal)	%	Rekening (Account)	%	Nominal (Nominal)	%	Rekening (Account)	%	Nominal (Nominal)	%
N ≤ 2 M	284.128.830	99,91%	2.478.649	43,81%	22.043	87,32%	7.931	7,64%	284.150.873	99,91%	2.486.580	43,16%
Rupiah (IDR)	283.065.772	99,63%	2.353.671	94,96%	21.837	99,07%	7.851	98,98%	283.087.609	99,63%	2.361.522	94,97%
Valas (Currency)	1.063.058	0,37%	124.978	5,04%	206	0,93%	80	1,01%	1.063.264	0,37%	125.058	5,03%
N > 2 M	261.325	0,09%	3.178.759	56,19%	3.202	12,68%	95.864	92,36%	264.527	0,09%	3.274.623	56,84%
Rupiah (IDR)	229.684	87,89%	2.515.766	79,14%	3.011	94,03%	86.041	89,75%	232.695	87,97%	2.601.807	79,45%
Valas (Currency)	31.641	12,11%	662.993	20,86%	191	5,97%	9.823	10,25%	31.832	12,03%	672.816	20,55%
Total	284.390.155	100,00%	5.657.408	100,00%	25.245	100,00%	103.795	100,00%	284.415.400	100,00%	5.761.203	100,00%
Rupiah (IDR)	283.295.456	99,62%	4.869.437	86,07%	24.848	98,43%	93.892	90,46%	283.320.304	99,61%	4.963.330	86,15%
Valas (Currency)	1.094.699	0,38%	787.971	13,93%	397	1,57%	9.903	9,54%	1.095.096	0,39%	797.873	13,85%

Lampiran 5

Total Simpanan dan Jumlah Rekening Yang Dijamin Berdasarkan Kepemilikan Simpanan, Simpanan yang Dijamin dan Valuta

Total Simpanan dan Jumlah Rekening Berdasarkan Simpanan Yang Dijamin dan Valuta (Total Deposits and Number of Accounts by Insured Deposits and Currency) (Rp Miliar/Billion IDR)												
Nominal Simpanan (Nominal of Deposits)	Dana Pihak Ketiga				Simpanan Dari Bank Lain				Total			
	Rekening (Account)	%	Nominal (Nominal)	%	Rekening (Account)	%	Nominal (Nominal)	%	Rekening (Account)	%	Nominal (Nominal)	%
N ≤ 2 M (Dijamin Seluruhnya)	284.128.830	99,91%	2.478.649	82,59%	22.043	87,32%	7.931	57,26%	284.150.873	99,91%	2.486.580	82,46%
Rupiah (IDR)	283.065.772	99,63%	2.353.671	94,96%	21.837	99,07%	7.851	99,04%	283.087.609	99,63%	2.361.522	94,97%
Valas (Currency)	1.063.058	0,37%	124.978	5,04%	206	0,93%	80	0,96%	1.063.264	0,37%	125.058	5,03%
N > 2 M (Dijamin Sebagian)	261.325	0,09%	522.650	17,41%	3.202	12,68%	6.404	42,74%	264.527	0,09%	529.054	17,54%
Rupiah (IDR)	229.684	87,89%	459.368	87,89%	3.011	94,03%	6.022	93,39%	232.695	87,97%	465.390	87,97%
Valas (Currency)	31.641	12,11%	63.282	12,11%	191	5,97%	382	6,61%	31.832	12,03%	63.664	12,03%
Total	284.390.155	100,00%	3.001.299	100,00%	25.245	100,00%	14.335	100,00%	284.415.400	100,00%	3.015.634	100,00%
Rupiah (IDR)	283.295.456	99,62%	2.813.039	93,73%	24.848	98,43%	13.873	96,62%	283.320.304	99,61%	2.826.912	93,74%
Valas (Currency)	1.094.699	0,38%	188.260	6,27%	397	1,57%	462	3,38%	1.095.096	0,39%	188.722	6,26%

Lampiran 6

Total Simpanan dan Jumlah Rekening Berdasarkan Propinsi

Total Simpanan dan Jumlah Rekening Berdasarkan Propinsi <i>(Total Deposits and Number of Accounts by Provinces)</i> (Rp Miliar/Billion IDR)			
No	Propinsi	Rekening*)	Nominal*) (Rp Miliar)
1	Bali	38.642	793.777
2	Bengkulu	6.144	347.574
3	D.I. Aceh	19.598	1.571.867
4	D.I. Yogyakarta	9.439	813.770
5	DKI Jakarta	5.195.305	252.267.257
6	Jambi	9.630	579.014
7	Jawa Barat	106.487	5.097.726
8	Jawa Tengah	63.059	2.709.654
9	Jawa Timur	64.037	5.262.392
10	Kalimantan Barat	15.276	1.515.497
11	Kalimantan Selatan	13.950	459.577
12	Kalimantan Tengah	6.887	310.486
13	Kalimantan Timur	22.083	833.360
14	Lampung	8.118	832.229
15	Maluku	6.655	345.627
16	Nusa Tenggara Barat	7.414	865.334
17	Nusa Tenggara Timur	10.114	1.318.960
18	Papua	19.398	1.340.922
19	Riau	20.555	928.980
20	Sulawesi Selatan	16.541	645.680
21	Sulawesi Tengah	4.933	319.809
22	Sulawesi Tenggara	6.945	415.793
23	Sulawesi Utara	13.994	447.618
24	Sumatera Barat	20.153	1.684.835
25	Sumatera Selatan	20.698	1.045.215
26	Sumatera Utara	35.147	1.662.447
	Total	5.761.203	284.415.400

*) Total simpanan dan jumlah rekening merupakan simpanan dan rekening Bank Umum yang berkantor pusat di propinsi tersebut.