

Distribusi Simpanan Bank Umum

Periode Maret 2019



Transform to Excellence



KATA PENGANTAR

Distribusi Simpanan Bank Umum merupakan media informasi yang menyajikan data mengenai simpanan Bank Umum yang diterbitkan setiap bulan oleh Lembaga Penjamin Simpanan untuk memberikan informasi perkembangan simpanan perbankan khususnya Bank Umum.

Sehubungan dengan kebutuhan penyajian informasi data simpanan yang lebih mudah dipahami (*user friendly*), mulai bulan Januari 2018 LPS menyajikan Distribusi Simpanan Bank Umum dengan menggunakan format baru tanpa mengurangi esensi pada format sebelumnya.

Selanjutnya dalam rangka mempertimbangkan kebutuhan pembaca pada penggunaan Distribusi Simpanan Bank Umum, kami menerima masukan (saran dan kritik) terhadap format baru Distribusi Simpanan Bank Umum yang dapat disampaikan melalui *email* Group Penanganan Premi Penjaminan LPS yaitu penjaminan@lps.go.id.

DAFTAR ISI

Keterangan	4
1. Total Simpanan dan Jumlah Rekening	5
1.1. Total Simpanan dan Jumlah Rekening Pada Bank Umum	5
1.2. Pertumbuhan Total Simpanan dan Jumlah Rekening (MoM)	5
1.3. Pertumbuhan Simpanan dan Jumlah Rekening (YoY)	6
2. Distribusi Total Simpanan Dan Jumlah Rekening	7
2.1. Total Simpanan dan Jumlah Rekening Berdasarkan Jenis Simpanan	7
2.1.1. Distribusi Total Simpanan dan Jumlah Rekening Berdasarkan Jenis Simpanan	7
2.2. Total Simpanan dan Jumlah Rekening Berdasarkan Kepemilikan Simpanan	8
2.3. Total Simpanan dan Jumlah Rekening Berdasarkan Jenis Usaha	8
2.4. Total Simpanan dan Jumlah Rekening Berdasarkan Tiering Nominal dan Simpanan Yang Dijamin	9
2.4.1. Distribusi Jumlah Rekening Berdasarkan Rekening yang Dijamin	10
2.4.2. Distribusi Total Simpanan Berdasarkan Simpanan yang Dijamin	10
2.5. Total Simpanan dan Jumlah Rekening Berdasarkan Kepemilikan Bank	11
2.6. Total Simpanan dan Jumlah Rekening Berdasarkan Valuta	11
Lampiran	12
1. Lampiran 1: Pertumbuhan Simpanan dan Jumlah Rekening Selama 5 Tahun (YoY)	12
2. Lampiran 2: Total Simpanan dan Jumlah Rekening Berdasarkan Kepemilikan Simpanan, Jenis Simpanan dan Valuta	13
3. Lampiran 3: Total Simpanan dan Jumlah Rekening Berdasarkan Kepemilikan Simpanan, Tiering Nominal dan Valuta	14
4. Lampiran 4: Total Simpanan dan Jumlah Rekening Berdasarkan Kepemilikan Simpanan, Besaran Nilai Simpanan dan Valuta	15
5. Lampiran 5: Total Simpanan dan Jumlah Rekening Yang Dijamin Berdasarkan Kepemilikan Simpanan, Simpanan yang Dijamin dan Valuta	15
6. Lampiran 6: Total Simpanan dan Jumlah Rekening Berdasarkan Propinsi	16

DAFTAR TABEL

Tabel 1	Total Simpanan dan Jumlah Rekening Pada Bank Umum	5
Tabel 2	Total Simpanan dan Jumlah Rekening Berdasarkan Jenis Simpanan	7
Tabel 3	Total Simpanan dan Jumlah Rekening Berdasarkan Kepemilikan Simpanan	8
Tabel 4	Total Simpanan dan Jumlah Rekening Berdasarkan Jenis Usaha	8
Tabel 5	Total Simpanan dan Jumlah Rekening Berdasarkan Tiering Nominal dan Simpanan Yang Dijamin	9
Tabel 6	Distribusi Jumlah Rekening Berdasarkan Rekening yang Dijamin	10
Tabel 7	Distribusi Total Simpanan Berdasarkan Simpanan yang Dijamin	10
Tabel 8	Total Simpanan dan Jumlah Rekening Berdasarkan Kepemilikan Bank	11
Tabel 9	Total Simpanan dan Jumlah Rekening Berdasarkan Valuta	11

DAFTAR GAMBAR

Gambar 1a	Pertumbuhan Total Simpanan dan Jumlah Rekening (MoM)	5
Gambar 1b	Pertumbuhan Simpanan dan Jumlah Rekening (YoY)	6
Gambar 2a	Distribusi Total Simpanan Berdasarkan Jenis Simpanan	7
Gambar 2b	Distribusi Jumlah Rekening Berdasarkan Jenis Simpanan	7
Gambar 2c	Distribusi Jumlah Rekening Berdasarkan Rekening yang Dijamin	10
Gambar 2d	Distribusi Total Simpanan Berdasarkan Simpanan yang Dijamin	10

KETERANGAN

Sumber Data

Laporan Posisi Simpanan yang disampaikan oleh 114 bank umum kepada Lembaga Penjamin Simpanan yang terdiri dari 100 Bank Umum Konvensional dan 14 Bank Umum Syariah.

Definisi

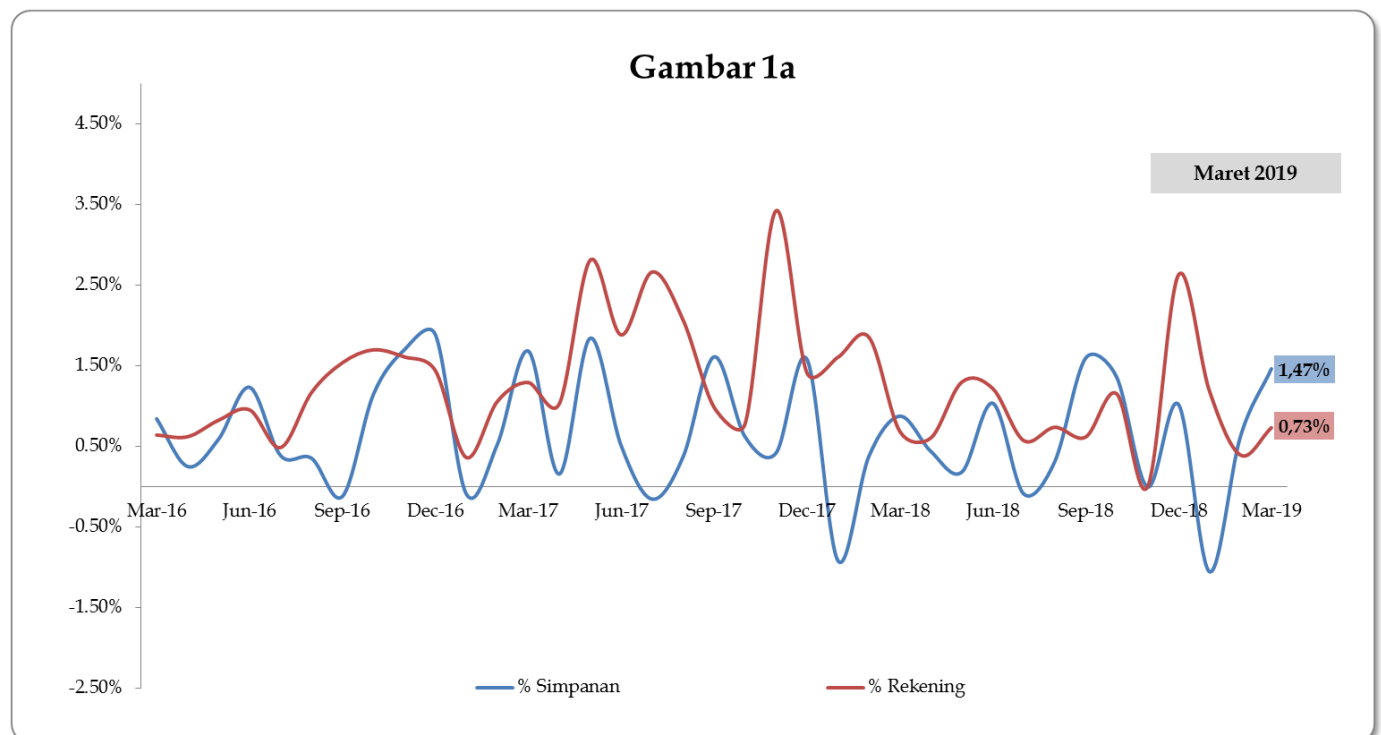
1. Simpanan meliputi dana pihak ketiga dan simpanan dari bank lain.
2. Simpanan Yang Dijamin meliputi:
 - a. seluruh simpanan dengan nominal sampai dengan Rp2 miliar;
 - b. porsi simpanan yang dijamin (Rp2 miliar) dari seluruh simpanan dengan nominal di atas Rp2 miliar.
3. Besaran Nilai Simpanan Yang Dijamin adalah Rp2 miliar per nasabah per bank sebagaimana diatur dalam Peraturan Pemerintah No. 66 Tahun 2008.

1. Total Simpanan dan Jumlah Rekening

1.1. Tabel Total Simpanan dan Jumlah Rekening Pada Bank Umum

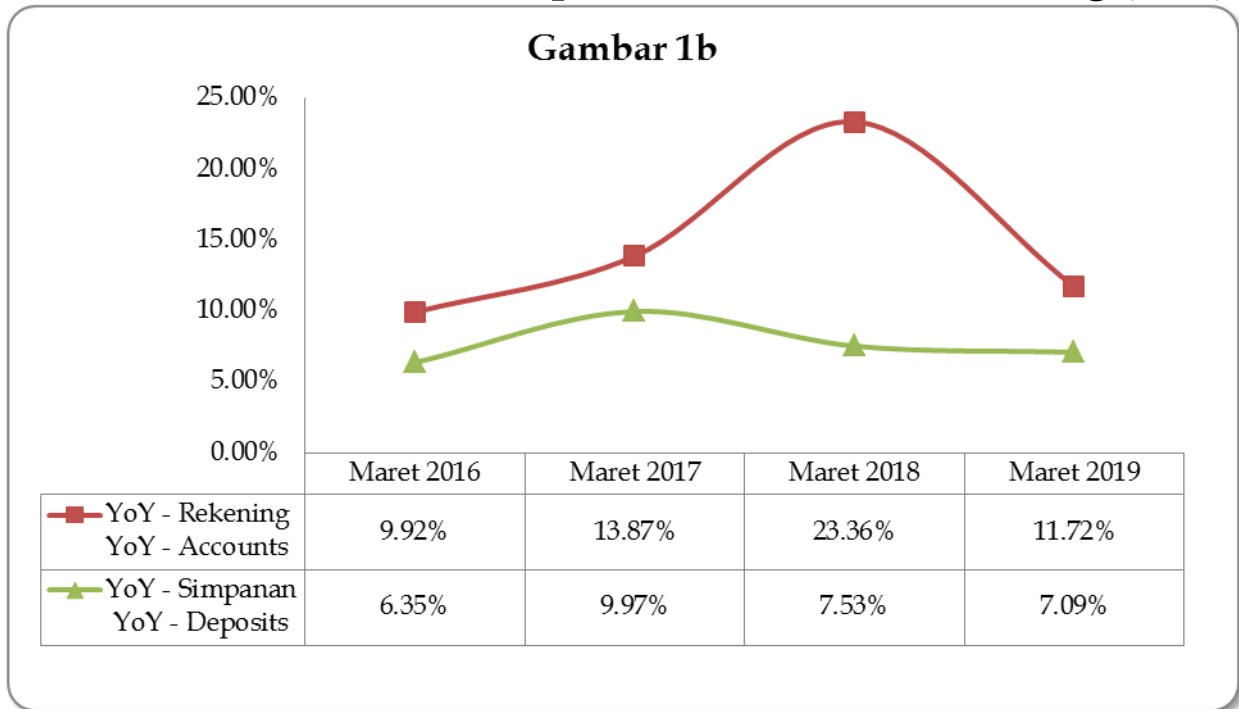
Tabel 1 Total Simpanan dan Jumlah Rekening (Total Deposits and Number of Account) (Rp Miliar/Billion IDR)										
Bulan (Month)	2015		2016		2017		2018		2019	
	Rekening (Account)	Nominal (Nominal)	Rekening (Account)	Nominal (Nominal)	Rekening (Account)	Nominal (Nominal)	Rekening (Account)	Nominal (Nominal)	Rekening (Account)	Nominal (Nominal)
Januari	161,428,538	4,168,841	177,136,748	4,468,853	200,026,990	4,895,913	246,293,377	5,314,298	279,039,520	5,644,464
Februari	162,168,106	4,222,482	178,672,163	4,512,751	202,143,418	4,921,567	250,866,218	5,334,452	280,141,145	5,679,740
Maret	163,591,483	4,279,063	179,821,572	4,550,903	204,761,849	5,004,481	252,591,551	5,381,240	282,196,590	5,762,959
April	161,703,787	4,305,689	180,940,098	4,562,444	206,867,345	5,012,485	254,122,064	5,404,986		
Mei	161,794,457	4,327,966	182,436,133	4,589,454	212,680,824	5,104,851	257,422,590	5,414,857		
Juni	163,120,385	4,411,687	184,178,757	4,646,114	216,688,379	5,131,044	260,561,206	5,471,010		
Juli	163,802,232	4,415,321	185,076,038	4,664,250	222,462,654	5,123,267	262,058,775	5,466,249		
Agustus	165,008,226	4,450,891	187,238,755	4,680,848	227,069,520	5,142,246	263,996,187	5,483,210		
September	167,924,825	4,546,948	190,121,455	4,675,317	229,315,700	5,225,164	265,628,034	5,570,769		
Oktober	170,285,831	4,454,886	193,352,001	4,728,887	231,101,840	5,257,690	268,699,399	5,646,758		
Nopember	173,560,667	4,452,219	196,468,148	4,809,306	239,012,333	5,279,734	271,672,859	5,671,052		
Desember	175,501,915	4,473,772	199,301,222	4,900,193	242,396,164	5,363,316	275,764,037	5,704,429		

1.2. Pertumbuhan Total Simpanan dan Jumlah Rekening (MoM)



Gambar 1a Pertumbuhan Total Simpanan dan Jumlah Rekening (MoM)

1.3. Pertumbuhan Total Simpanan dan Jumlah Rekening (YoY)



Gambar 1b Pertumbuhan Total Simpanan dan Jumlah Rekening (YoY)

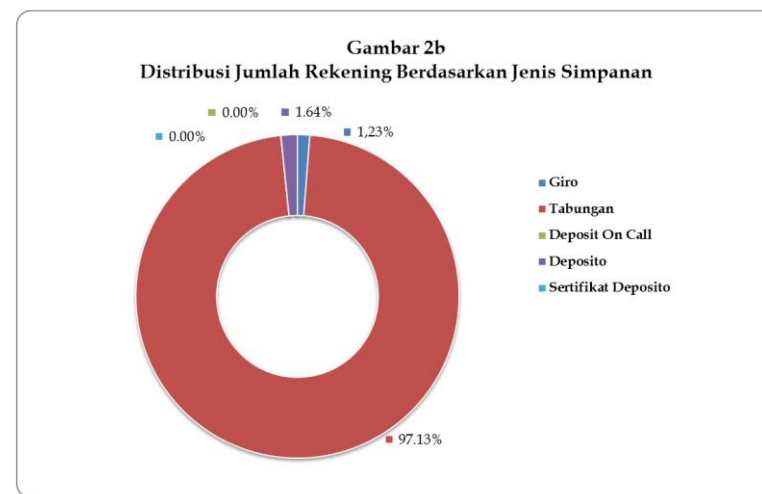
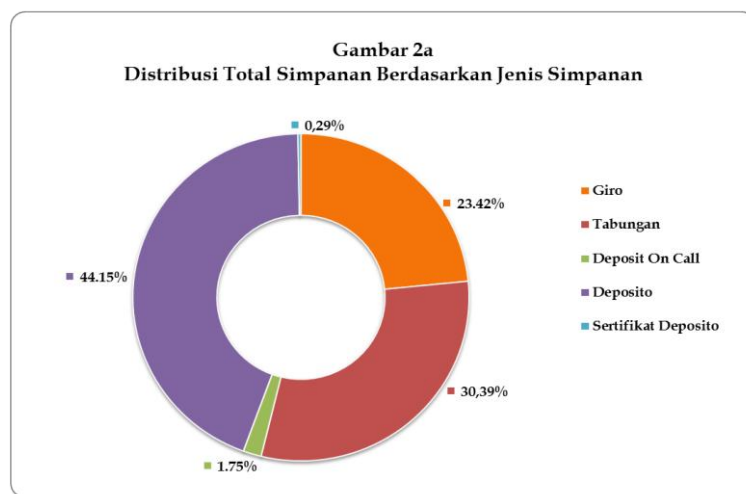
2. Distribusi Total Simpanan Dan Jumlah Rekening

2.1. Total Simpanan dan Jumlah Rekening Berdasarkan Jenis Simpanan

Tabel 2 Total Simpanan dan Jumlah Rekening Berdasarkan Jenis Simpanan (Total Deposits and Number of Accounts by Type of Deposits) (Rp Miliar/Billion IDR)												
Jenis Simpanan (Type of Deposits)	Februari 2019				Maret 2019				Δ MoM			
	Rekening (Account)	%	Nominal (Nominal)	%	Rekening (Account)	%	Nominal (Nominal)	%	Δ Rekening (Δ Account)	%	Δ Nominal (Δ Nominal)	%
Giro (Demand Deposits)	3,433,450	1.23%	1,305,865	23.00%	3,465,363	1.23%	1,349,493	23.42%	31,913	0.93%	43,628	3.34%
Tabungan (Saving Account)	272,109,854	97.13%	1,750,143	30.80%	274,097,071	97.13%	1,751,423	30.39%	1,987,217	0.73%	1,281	0.07%
Deposit on Call	5,276	0.00%	80,929	1.40%	5,687	0.00%	100,998	1.75%	411	7.79%	20,069	24.80%
Deposito (Time Deposits)	4,592,252	1.64%	2,527,476	44.50%	4,628,110	1.64%	2,544,564	44.15%	35,858	0.78%	17,089	0.68%
Sertifikat Deposito (Certificate of Time Deposits)	313	0.00%	15,327	0.30%	359	0.00%	16,481	0.29%	46	14.70%	1,152	7.52%
Total	280,141,145	100.00%	5,679,740	100.00%	282,196,590	100.00%	5,762,959	100.00%	2,055,445	0.73%	83,219	1.47%

Keterangan: Persentase simpanan pada masing-masing jenis simpanan merupakan persentase terhadap total simpanan

2.1.1. Distribusi Total Simpanan dan Jumlah Rekening Berdasarkan Jenis Simpanan Periode Maret 2019



2.2. Total Simpanan dan Jumlah Rekening Berdasarkan Kepemilikan Simpanan

Tabel 3												
Total Simpanan dan Jumlah Rekening Berdasarkan Kepemilikan Simpanan (Total Deposits and Number of Accounts by Ownership of Deposits) (Rp Miliar/Billion IDR)												
Kepemilikan Simpanan (Ownership of Deposits)	Februari 2019				Maret 2019				Δ MoM			
	Rekening (Account)	%	Nominal (Nominal)	%	Rekening (Account)	%	Nominal (Nominal)	%	Δ Rekening (Δ Account)	%	Δ Nominal (Δ Nominal)	%
Dana Pihak Ketiga (Third Party-Fund)	280,115,413	99.99%	5,586,751	98.36%	282,170,875	99.99%	5,661,010	98.23%	2,055,462	0.73%	74,259	1.33%
Simpanan Dari Bank Lain (Funds From Other Bank)	25,732	0.01%	92,989	1.64%	25,715	0.01%	101,949	1.77%	(17)	-0.07%	8,960	9.64%
Total	280,141,145	100.00%	5,679,740	100.00%	282,196,590	100.00%	5,762,959	100.00%	2,055,445	0.73%	83,219	1.47%

Keterangan: Persentase simpanan pada masing-masing jenis simpanan merupakan persentase terhadap total simpanan

2.3. Total Simpanan dan Jumlah Rekening Berdasarkan Jenis Usaha

Tabel 4												
Total Simpanan dan Jumlah Rekening Berdasarkan Jenis Usaha Bank (Total Deposits and Number of Accounts by Type of Business Banks) (Rp Miliar/Billion IDR)												
Jenis Usaha (Type of Business Banks)	Februari 2019				Maret 2019				Δ MoM			
	Rekening (Account)	%	Nominal (Nominal)	%	Rekening (Account)	%	Nominal (Nominal)	%	Δ Rekening (Δ Account)	%	Δ Nominal (Δ Nominal)	%
Konvensional (Conventional)	255,341,276	91.15%	5,418,675	95.40%	257,189,852	91.14%	5,499,320	95.43%	1,848,576	0.72%	80,645	1.49%
Syariah (Sharia)	24,799,869	8.85%	261,065	4.60%	25,006,738	8.86%	263,639	4.57%	206,869	0.83%	2,574	0.99%
Total	280,141,145	100.00%	5,679,740	100.00%	282,196,590	100.00%	5,762,959	100.00%	2,055,445	0.73%	83,219	1.47%

Keterangan: Persentase simpanan pada masing-masing jenis simpanan merupakan persentase terhadap total simpanan

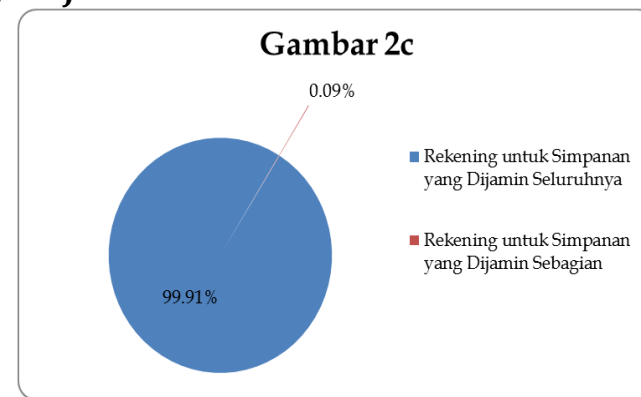
2.4. Total Simpanan dan Jumlah Rekening Berdasarkan Tiering Nominal dan Simpanan Yang Dijamin

Tabel 5 Total Simpanan dan Jumlah Rekening Berdasarkan Tiering Nominal (Total Deposits and Number of Accounts by Tiering of Nominal) (Rp Miliar/Billion IDR)												
Tiering Nominal (Tiering of Nominal)	Februari 2019				Maret 2019				Δ MoM			
	Rekening (Account)	%	Nominal (Nominal)	%	Rekening (Account)	%	Nominal (Nominal)	%	Δ Rekening (Δ Account)	%	Δ Nominal (Δ Nominal)	%
N ≤ 100 Jt	275,083,937	98.19%	814,149	14.33%	277,131,692	98.21%	811,593	14.08%	2,047,755	0.74%	(2,556)	-0.31%
100 Jt < N ≤ 200 Jt	2,319,437	0.83%	325,243	5.73%	2,323,701	0.82%	326,341	5.66%	4,264	0.18%	1,098	0.34%
200 Jt < N ≤ 500 Jt	1,587,203	0.57%	509,700	8.97%	1,589,471	0.56%	510,371	8.86%	2,268	0.14%	671	0.13%
500 Jt < N ≤ 1 M	611,468	0.22%	443,338	7.81%	612,081	0.22%	443,616	7.70%	613	0.10%	278	0.06%
1 M < N ≤ 2 M	274,515	0.10%	391,654	6.90%	274,267	0.10%	391,405	6.79%	(248)	-0.09%	(249)	-0.06%
2 M < N ≤ 5 M	168,829	0.06%	527,669	9.29%	169,089	0.06%	529,522	9.19%	260	0.15%	1,853	0.35%
N > 5 M	95,756	0.03%	2,667,987	46.97%	96,289	0.03%	2,750,111	47.72%	533	0.56%	82,124	3.08%
Total	280,141,145	100.00%	5,679,740	100.00%	282,196,590	100.00%	5,762,959	100.00%	2,055,445	0.73%	83,219	1.47%

Keterangan: Persentase simpanan pada masing-masing jenis simpanan merupakan persentase terhadap total simpanan

2.4.1. Distribusi Jumlah Rekening Berdasarkan Rekening yang Dijamin

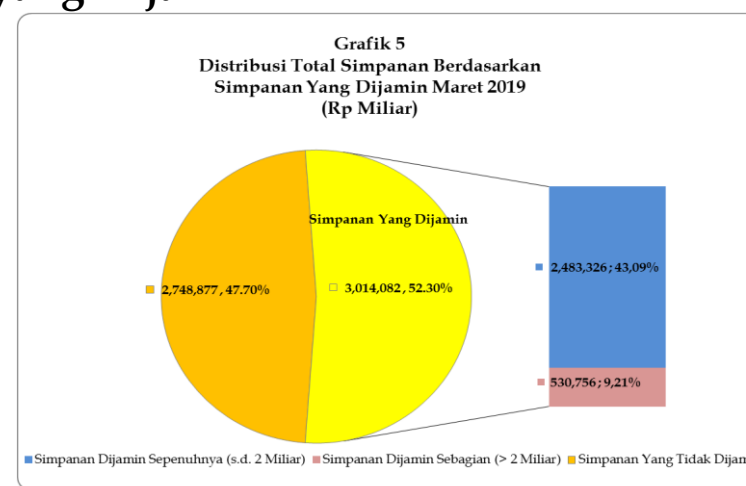
Tabel 6 Distribusi Rekening berdasarkan Rekening Yang Dijamin (Distribution of Accounts by Insured Accounts) Mar-19			
Keterangan	Nominal Simpanan	Jumlah Rekening	%
Rekening untuk Simpanan yang Dijamin Seluruhnya	≤ 2 Miliar	281,931,212	99.91%
Rekening untuk Simpanan yang Dijamin Sebagian	> 2 Miliar	265,378	0.09%
Total Rekening		282,196,590	100.00%



Gambar 2c Distribusi Jumlah Rekening Berdasarkan Rekening Yang Dijamin Maret 2019

2.4.2. Distribusi Total Simpanan Berdasarkan Simpanan yang Dijamin

Tabel 7 Distribusi Simpanan Berdasarkan Simpanan Yang Dijamin (Distribution of Deposits by Insured Deposits) (Rp Miliar/Billion IDR) Mar-19			
Keterangan	Nominal Simpanan	Total Nominal	%
Simpanan Dijamin Sepenuhnya	≤ 2 Miliar	2,483,326	43.09%
Simpanan Dijamin Sebagian	> 2 Miliar	530,756	9.21%
Subtotal Simpanan Dijamin		3,014,082	52.30%
Simpanan Tidak Dijamin	> 2 Miliar	2,748,877	47.70%
Subtotal Simpanan Tidak Dijamin		2,748,877	47.70%
Total		5,762,959	100.00%



Gambar 2d Distribusi Total Simpanan Berdasarkan Simpanan Yang Dijamin Maret 2019 (Rp Miliar)

2.5. Total Simpanan dan Jumlah Rekening Berdasarkan Kepemilikan Bank

Tabel 8 Total Simpanan dan Jumlah Rekening Berdasarkan Kepemilikan Bank (Total Deposits and Number of Accounts by Group of Banks) (Rp Miliar/Billion IDR)																
Kepemilikan Bank (Group of Banks)	Februari 2019					Maret 2019					Δ MoM					
	Jumlah Bank (Number of Banks)	Rekening (Account)	%	Nominal (Nominal)	%	Jumlah Bank (Number of Banks)	Rekening (Account)	%	Nominal (Nominal)	%	Δ Jumlah Bank (Δ Number of Banks)	%	Δ Rekening (Δ Account)	%	Δ Nominal (Δ Nominal)	%
Pemerintah (State Banks)	4	177,142,244	63.23%	2,357,644	41.51%	4	177,971,395	63.06%	2,400,038	41.65%	0	0.00%	829,151	0.47%	42,394	1.80%
BPD (Regional Government Banks)	26	33,162,597	11.84%	507,405	8.93%	26	33,637,052	11.92%	523,879	9.09%	0	0.00%	474,455	1.43%	16,474	3.25%
Swasta Nasional (Private National Banks)	63	68,799,918	24.56%	2,447,811	43.10%	63	69,551,465	24.65%	2,466,785	42.80%	0	0.00%	751,547	1.09%	18,974	0.78%
Campuran (Joint Banks)	12	806,270	0.29%	179,088	3.15%	12	809,215	0.29%	182,656	3.17%	0	0.00%	2,945	0.37%	3,568	1.99%
Asing (Foreign Banks)	9	230,116	0.08%	187,792	3.31%	9	227,463	0.08%	189,601	3.29%	0	0.00%	(2,653)	-1.15%	1,809	0.96%
Total	114	280,141,145	100.00%	5,679,740	100.00%	114	282,196,590	100.00%	5,762,959	100.00%	0	0.00%	2,055,445	0.73%	83,219	1.47%

Keterangan: Persentase simpanan pada masing-masing jenis simpanan merupakan persentase terhadap total simpanan

2.6. Total Simpanan dan Jumlah Rekening Berdasarkan Valuta

Tabel 9 Total Simpanan dan Jumlah Rekening Berdasarkan Valuta (Total Deposits and Number of Accounts by Currency) (Rp Miliar/Billion IDR)												
Jenis Simpanan (Type of Deposits)	Februari 2019				Maret 2019				Δ MoM			
	Rekening (Account)	%	Nominal (Nominal)	%	Rekening (Account)	%	Nominal (Nominal)	%	Δ Rekening (Δ Account)	%	Δ Nominal (Δ Nominal)	%
Rupiah (IDR)	279,055,755	99.61%	4,880,265	85.92%	281,107,222	99.61%	4,932,488	85.59%	2,051,467	0.74%	52,223	1.07%
Valas (Currency)	1,085,390	0.39%	799,475	14.08%	1,089,368	0.39%	830,471	14.41%	3,978	0.37%	30,996	3.88%
Total	280,141,145	100.00%	5,679,740	100.00%	282,196,590	100.00%	5,762,959	100.00%	2,055,445	0.73%	83,219	1.47%

Keterangan: Persentase simpanan pada masing-masing jenis simpanan merupakan persentase terhadap total simpanan

Lampiran (Periode Maret 2019)

Lampiran 1

Pertumbuhan Simpanan dan Jumlah Rekening Selama 5 Tahun (YoY)

Tabel 1.1 Pertumbuhan Total Simpanan dan Jumlah Rekening (Growth of Total Deposits and The Number of Accounts) Year on Year (YoY)						
Tahun	Rekening	Nominal (Rp Miliar)	Rekening		Nominal	
			Δ	%Δ	Δ (Rp Miliar)	%Δ
2015*	175,501,915	4,473,772	14,620,158	9.09%	305,214	7.32%
2016*	199,301,222	4,900,193	23,799,307	13.56%	426,421	9.53%
2017*	242,396,164	5,363,316	43,094,942	21.62%	463,123	9.45%
2018*	275,764,037	5,704,429	33,367,873	13.77%	341,113	6.36%
2019**	282,196,590	5,762,959	6,432,553	2.33%	58,530	1.03%

*) Data *Year on Year* (YoY) per 31 Desember

***) Data *Year to Date* (Ytd) sampai dengan 31 Maret 2019

Lampiran 2

Total Simpanan dan Jumlah Rekening Berdasarkan Kepemilikan Simpanan, Jenis Simpanan dan Valuta

Total Simpanan dan Jumlah Rekening Berdasarkan Kepemilikan Simpanan, Jenis Simpanan dan Valuta (Total Deposits and Number of Accounts by Ownership of Deposits, Type of Deposits and Currency) (Rp Miliar/Billion IDR)												
Jenis Simpanan (Type of Deposits)	Dana Pihak Ketiga				Simpanan Dari Bank Lain				Total			
	Rekening (Account)	%	Nominal (Nominal)	%	Rekening (Account)	%	Nominal (Nominal)	%	Rekening (Account)	%	Nominal (Nominal)	%
Giro (Demand Deposit)	3,455,028	1.22%	1,309,980	23.15%	10,335	40.20%	39,513	38.76%	3,465,363	1.23%	1,349,493	23.42%
Rupiah (IDR)	3,277,511	94.86%	1,011,427	77.21%	9,959	96.36%	26,348	66.68%	3,287,470	94.87%	1,037,775	76.90%
Valas (Currency)	177,517	5.14%	298,553	22.79%	376	3.64%	13,165	33.32%	177,893	5.13%	311,718	23.10%
Tabungan (Saving Account)	274,090,413	97.14%	1,747,229	30.86%	6,658	25.89%	4,194	4.11%	274,097,071	97.13%	1,751,423	30.39%
Rupiah (IDR)	273,366,118	99.74%	1,619,462	92.69%	6,646	99.82%	4,156	99.07%	273,372,764	99.74%	1,623,618	92.70%
Valas (Currency)	724,295	0.26%	127,767	7.31%	12	0.18%	38	0.91%	724,307	0.26%	127,805	7.30%
Deposit on Call	5,448	0.00%	73,554	1.30%	239	0.93%	27,444	26.92%	5,687	0.00%	100,998	1.75%
Rupiah (IDR)	5,183	95.14%	57,977	78.82%	239	100.00%	27,444	100.00%	5,422	95.34%	85,421	84.58%
Valas (Currency)	265	4.86%	15,577	21.18%	-	0.00%	-	0.00%	265	4.66%	15,577	15.42%
Deposito (Time Deposits)	4,619,862	1.64%	2,528,445	44.66%	8,248	32.07%	16,119	15.81%	4,628,110	1.64%	2,544,564	44.15%
Rupiah (IDR)	4,432,965	95.95%	2,153,736	85.18%	8,242	99.93%	15,457	95.90%	4,441,207	95.96%	2,169,193	85.25%
Valas (Currency)	186,897	4.05%	374,709	14.82%	6	0.07%	662	4.11%	186,903	4.04%	375,371	14.75%
Sertifikat Deposito (Certificate of Time Deposits)	124	0.00%	1,802	0.03%	235	0.91%	14,679	14.40%	359	0.00%	16,481	0.29%
Rupiah (IDR)	124	100.00%	1,802	100.00%	235	100.00%	14,679	100.00%	359	100.00%	16,481	100.00%
Valas (Currency)	0	0.00%	0	0.00%	0	0.00%	0	0.00%	0	0.00%	0	0.00%
Total	282,170,875	100.00%	5,661,010	100.02%	25,715	100.00%	101,949	100.00%	282,196,590	100.00%	5,762,959	100.00%
Rupiah (IDR)	281,081,901	99.61%	4,844,404	85.57%	25,321	98.47%	88,084	86.40%	281,107,222	99.61%	4,932,488	85.59%
Valas (Currency)	1,088,974	0.39%	816,606	14.43%	394	1.53%	13,865	13.60%	1,089,368	0.39%	830,471	14.41%

Lampiran 3

Total Simpanan dan Jumlah Rekening Berdasarkan Kepemilikan Simpanan, Tiering Nominal dan Valuta

Total Simpanan dan Jumlah Rekening Berdasarkan Kepemilikan Simpanan, Tiering Nominal dan Valuta (Total Deposits and Number of Accounts by Ownership of Deposits, Nominal Tiering and Currency) (Rp Miliar/Billion IDR)												
Nominal Simpanan (Nominal of Deposits)	Dana Pihak Ketiga				Simpanan Dari Bank Lain				Total			
	Rekening (Account)	%	Nominal (Nominal)	%	Rekening (Account)	%	Nominal (Nominal)	%	Rekening (Account)	%	Nominal (Nominal)	%
N ≤ 100 Jt	277,121,710	98.21%	811,310	14.33%	9,982	38.83%	283	0.27%	277,131,692	98.21%	811,593	14.08%
Rupiah (IDR)	276,331,517	99.71%	797,418	98.29%	9,900	99.18%	281	99.54%	276,341,417	99.71%	797,699	98.29%
Valas (Currency)	790,193	0.29%	13,892	1.71%	82	0.82%	2	0.82%	790,275	0.29%	13,894	1.71%
100 Jt < N ≤ 200 Jt	2,321,332	0.82%	325,986	5.76%	2,369	9.21%	355	0.35%	2,323,701	0.82%	326,341	5.66%
Rupiah (IDR)	2,218,778	95.58%	311,410	95.53%	2,346	99.03%	351	98.73%	2,221,124	95.59%	311,761	95.53%
Valas (Currency)	102,554	4.42%	14,576	4.47%	23	0.97%	4	0.99%	102,577	4.41%	14,580	4.47%
200 Jt < N ≤ 500 Jt	1,585,084	0.56%	508,754	8.99%	4,387	17.06%	1,617	1.59%	1,589,471	0.56%	510,371	8.86%
Rupiah (IDR)	1,489,732	93.98%	478,566	94.07%	4,361	99.41%	1,609	99.46%	1,494,093	94.00%	480,175	94.08%
Valas (Currency)	95,352	6.02%	30,188	5.93%	26	0.59%	8	0.48%	95,378	6.00%	30,196	5.92%
500 Jt < N ≤ 1 M	608,480	0.22%	440,617	7.78%	3,601	14.00%	2,999	2.94%	612,081	0.22%	443,617	7.70%
Rupiah (IDR)	564,502	92.77%	409,996	93.05%	3,561	98.89%	2,970	99.02%	568,063	92.81%	412,966	93.09%
Valas (Currency)	43,978	7.23%	30,621	6.95%	40	1.11%	29	0.98%	44,018	7.19%	30,650	6.91%
1 M < N ≤ 2 M	272,232	0.10%	388,273	6.86%	2,035	7.91%	3,132	3.07%	274,267	0.10%	391,405	6.79%
Rupiah (IDR)	246,959	90.72%	353,219	90.97%	2,004	98.48%	3,085	98.51%	248,963	90.77%	356,304	91.03%
Valas (Currency)	25,273	9.28%	35,054	9.03%	31	1.52%	47	1.49%	25,304	9.23%	35,101	8.97%
2 M < N ≤ 5 M	167,341	0.06%	523,712	9.25%	1,748	6.80%	5,810	5.70%	169,089	0.06%	529,521	9.19%
Rupiah (IDR)	151,398	90.47%	474,139	90.53%	1,706	97.60%	5,671	97.59%	153,104	90.55%	479,809	90.61%
Valas (Currency)	15,943	9.53%	49,573	9.47%	42	2.40%	139	2.40%	15,985	9.45%	49,712	9.39%
N > 5 M	94,696	0.03%	2,662,358	47.03%	1,593	6.19%	87,753	86.08%	96,289	0.03%	2,750,111	47.72%
Rupiah (IDR)	79,015	83.44%	2,019,657	75.86%	1,443	90.58%	74,117	84.46%	80,458	83.56%	2,093,774	76.13%
Valas (Currency)	15,681	16.56%	642,701	24.14%	150	9.42%	13,636	15.54%	15,831	16.44%	656,337	23.87%
Total	282,170,875	100.00%	5,661,010	100.00%	25,715	100.00%	101,949	100.00%	282,196,590	100.00%	5,762,959	100.00%
Rupiah (IDR)	281,081,901	99.61%	4,844,405	85.57%	25,321	98.47%	88,084	86.40%	281,107,222	99.61%	4,932,489	85.59%
Valas (Currency)	1,088,974	0.39%	816,605	14.43%	394	1.53%	13,865	13.60%	1,089,368	0.39%	830,470	14.41%

Lampiran 4

Total Simpanan dan Jumlah Rekening Berdasarkan Kepemilikan Simpanan, Besaran Nilai Simpanan dan Valuta

Total Simpanan dan Jumlah Rekening Berdasarkan Besar Nilai Simpanan dan Valuta (Total Deposits and Number of Accounts by Nominal of Deposits and Currency) (Rp Miliar/Billion IDR)												
Nominal Simpanan (Nominal of Deposits)	Dana Pihak Ketiga				Simpanan Dari Bank Lain				Total			
	Rekening (Account)	%	Nominal (Nominal)	%	Rekening (Account)	%	Nominal (Nominal)	%	Rekening (Account)	%	Nominal (Nominal)	%
N ≤ 2 M	281,908,838	99.91%	2,474,940	43.72%	22,374	87.01%	8,386	8.24%	281,931,212	99.90%	2,483,326	43.65%
Rupiah (IDR)	280,851,488	99.62%	2,350,609	94.98%	22,172	99.10%	8,296	98.93%	280,873,660	99.61%	2,358,905	95.04%
Valas (Currency)	1,057,350	0.38%	124,331	5.02%	202	0.90%	90	1.07%	1,057,552	0.39%	124,421	4.96%
N > 2 M	262,037	0.09%	3,186,070	56.28%	3,341	12.99%	93,563	91.76%	265,378	0.10%	3,279,633	56.35%
Rupiah (IDR)	230,413	87.88%	2,493,796	78.27%	3,149	94.25%	79,788	85.28%	233,562	87.95%	2,573,584	79.57%
Valas (Currency)	31,624	12.12%	692,274	21.73%	192	5.75%	13,775	14.72%	31,816	12.05%	706,049	20.43%
Total	282,170,875	100.00%	5,661,010	100.00%	25,715	100.00%	101,949	100.00%	282,196,590	100.00%	5,762,959	100.00%
Rupiah (IDR)	281,081,901	99.60%	4,844,405	85.57%	25,321	98.47%	88,084	86.40%	281,107,222	99.60%	4,932,489	86.32%
Valas (Currency)	1,088,974	0.40%	816,605	14.43%	394	1.53%	13,865	13.60%	1,089,368	0.40%	830,470	13.68%

Lampiran 5

Total Simpanan dan Jumlah Rekening Yang Dijamin Berdasarkan Kepemilikan Simpanan, Simpanan yang Dijamin dan Valuta

Total Simpanan dan Jumlah Rekening Berdasarkan Simpanan Yang Dijamin dan Valuta (Total Deposits and Number of Accounts by Insured Deposits and Currency) (Rp Miliar/Billion IDR)												
Nominal Simpanan (Nominal of Deposits)	Dana Pihak Ketiga				Simpanan Dari Bank Lain				Total			
	Rekening (Account)	%	Nominal (Nominal)	%	Rekening (Account)	%	Nominal (Nominal)	%	Rekening (Account)	%	Nominal (Nominal)	%
N ≤ 2 M (Dijamin Seluruhnya)	281,908,838	99.91%	2,474,940	82.53%	22,374	87.01%	8,386	57.26%	281,931,212	99.91%	2,483,326	82.67%
Rupiah (IDR)	280,851,488	99.62%	2,350,609	94.98%	22,172	99.10%	8,296	99.04%	280,873,660	99.62%	2,358,905	95.04%
Valas (Currency)	1,057,350	0.38%	124,331	5.02%	202	0.90%	90	0.96%	1,057,552	0.38%	124,421	4.96%
N > 2 M (Dijamin Sebagian)	262,037	0.09%	524,074	17.47%	3,341	12.99%	6,682	42.74%	265,378	0.09%	530,756	17.33%
Rupiah (IDR)	230,413	87.93%	460,826	87.93%	3,149	94.25%	6,298	93.39%	233,562	88.01%	467,124	87.95%
Valas (Currency)	31,624	12.07%	63,248	12.07%	192	5.75%	384	6.61%	31,816	11.99%	63,632	12.05%
Total	282,170,875	100.00%	2,999,014	100.00%	25,715	100.00%	15,068	100.00%	282,196,590	100.00%	3,014,082	100.00%
Rupiah (IDR)	281,081,901	99.61%	2,811,435	93.79%	25,321	98.47%	14,594	96.62%	281,107,222	99.61%	2,826,029	93.81%
Valas (Currency)	1,088,974	0.39%	187,579	6.21%	394	1.53%	474	3.38%	1,089,368	0.39%	188,053	6.19%

Lampiran 6

Total Simpanan dan Jumlah Rekening Berdasarkan Propinsi

Total Simpanan dan Jumlah Rekening Berdasarkan Propinsi <i>(Total Deposits and Number of Accounts by Provinces)</i> (Rp Miliar/Billion IDR)			
No	Propinsi	Rekening*)	Nominal*) (Rp Miliar)
1	Bali	785,225	36,918
2	Bengkulu	346,103	5,902
3	D.I. Aceh	1,562,239	19,522
4	D.I. Yogyakarta	813,566	9,097
5	DKI Jakarta	250,133,521	5,224,016
6	Jambi	574,519	9,984
7	Jawa Barat	5,088,343	100,043
8	Jawa Tengah	2,691,714	56,258
9	Jawa Timur	5,215,822	61,203
10	Kalimantan Barat	1,490,497	14,934
11	Kalimantan Selatan	482,937	13,048
12	Kalimantan Tengah	307,205	6,795
13	Kalimantan Timur	820,384	20,872
14	Lampung	930,504	6,643
15	Maluku	344,376	6,105
16	Nusa Tenggara Barat	860,280	6,762
17	Nusa Tenggara Timur	1,311,970	9,527
18	Papua	1,334,307	18,993
19	Riau	930,668	21,507
20	Sulawesi Selatan	638,901	16,322
21	Sulawesi Tengah	309,806	4,783
22	Sulawesi Tenggara	410,979	7,020
23	Sulawesi Utara	441,874	14,315
24	Sumatera Barat	1,671,951	19,420
25	Sumatera Selatan	1,042,088	19,927
26	Sumatera Utara	1,656,811	33,044
	Total	282,196,590	5,762,959

*) Total simpanan dan jumlah rekening merupakan simpanan dan rekening Bank Umum yang berkantor pusat di propinsi tersebut.